



# **colson**<sup>®</sup>

**CASTER CORPORATION**



**Colson Caster Corporation**  
3700 Airport Road • Jonesboro, AR 72401  
Phone: 800-643-5515, Fax: 800-356-6708  
E-mail: [info1@colsoncaster.com](mailto:info1@colsoncaster.com)

**WWW.COLSONCASTER.COM**

# World Class Casters Backed by the Best Support Team in the Business

Canada Call  
1-800-643-5515

1-800-643-3252

1-800-635-5180

1-800-643-2183

1-800-643-3509

1-800-643-2263

## Where Tradition and Technology Meet Teamwork

For over 125 years, Colson has been writing the science of caster technology with you in mind. From Industry-changing innovations, to cost-cutting efficiencies, Colson continues its commitment to you—our customer.

At Colson, we believe success comes from providing expert solutions for our customers and unmatched support to our distributors. Our account management teams of regional managers, sales engineers and customer service representatives are all dedicated to ensuring you get exactly what you need, when you need it.

Our regional managers are in the field every day, actively seeking opportunities to solve material handling problems. Colson offers over 35,000 different caster models—call and put their expertise to work for you when deciding which caster best fits your particular need.

Every Colson Distributor has years of experience, a wealth of Colson product knowledge, and stands ready to recommend the exact Colson caster for your application.

If you're ready to make a purchase or have questions call us, or visit the "Where to Buy" page on our website, [www.colsoncaster.com](http://www.colsoncaster.com).

[www.ColsonCaster.com](http://www.ColsonCaster.com)

Phone: 1-800-643-5515 • Fax: 1-800-356-6708 or 1-800-230-2529

## Table of Contents:

<b>Description.....</b>	<b>Page</b>
The Colson Difference .....	2
Contents/Warranty .....	3
Colson History .....	4
About www.ColsonCaster.com .....	5
Engineering Capabilities .....	6-7
<b>How to Select the Right Caster for Your Application</b>	
How to Select/Caster Terms .....	8
Model Numbering System/Important Notes .....	9
<b>Caster Options • Brakes, Bearings and Other</b>	
Wheel Selection Guide.....	10-11
Wheels .....	12-13
Caster Brakes .....	14-19
Swivel Locks.....	19
Dirtban/DustCap/Thread Guards.....	20
Wheel Bearings.....	21
<b>1 Series Casters • Capacities up to 145 lbs each</b>	
1 Series Stem Casters.....	22-28
1 Series Top Plate Casters.....	29-31
<b>L Series Top Plate Casters • Capacities up to 150 lbs each</b>	
.....	32-33
<b>2 Series Casters • Capacities up to 325 lbs each</b>	
2 Series Stem Casters.....	34-45
2 Series Top Plate Casters.....	46-47
2 Series Stainless Steel Casters .....	48
2 Series LoPro Casters.....	49

<b>G Series Top Plate Casters • Capacities up to 350 lbs each .....</b>	<b>50-51</b>
<b>3 Series Casters • Capacities up to 800 lbs each</b>	
3 Series Stem Casters .....	52-53
3 Series Top Plate Casters.....	54-55
<b>4 Series Casters • Capacities up to 1400 lbs each</b>	
4 Series Top Plate Casters.....	56-59
4 Series Stainless Steel Casters .....	60-61
4 Series Enforcer Casters.....	62-63
<b>6 Series Casters • Capacities up to 1500 lbs each</b>	
6 Series Top Plate Casters.....	64-65
6 Series Enforcer Casters.....	66-67
<b>7 Series Casters • Capacities up to 6000 lbs each</b>	
7 Series Enforcer Casters.....	68-69
<b>8 Series Casters • Capacities up to 6000 lbs each</b>	
8 Series Enforcer Casters .....	70-71
<b>Specialty Casters</b>	
Casters for Special Applications .....	72
Business Machine Casters .....	73
2 Series Convertible Hand Truck Casters .....	74
2 Series Stainless Steel Precision Casters .....	75
KickStop Casters.....	76
Contour Solus Casters.....	77
Evolution Casters .....	78-79

<b>Wheel Selection</b>	
Performa Wheels.....	80-85
Performa Conductive Wheels.....	86-87
Performa Hand Truck Wheels .....	88
Trans-forma/Trans-forma LT Wheels.....	89
Trans-forma HD/Cushion & Hard Rubber/ Rubber HI-TECH Wheels.....	90
Moldon Rubber Cast Iron Core Wheels.....	91
Moldon Nylon Aluminum Core Wheels .....	92
Triumph Wheels .....	93
Moldon Polyurethane HI-TECH Wheels.....	94-95
Moldon Polyurethane Aluminum Core Wheels .....	96
Moldon Polyurethane Cast Iron Core Wheels.....	97
Endura Solid Elastomer Wheels .....	98
Maxim Wheels .....	99
Polyolefin Wheels.....	100-101
TPE HI-TEMP/ThermoTech Wheels.....	102
Thermo Wheels.....	103
Phenolic Wheels.....	104-105
Cast Iron Wheels.....	106-107
Forged Steel Wheels.....	108
V-Groove Wheels .....	109
<b>Parts and Accessories</b>	
Floor Locks .....	110
Bumpers.....	111
Replacement Parts.....	112-113
Thread Guards .....	114
Mounting Options.....	115-116
Conversion Table.....	117

## Industry-Leading Colson Warranty:

Each Colson branded product is warranted against defects in material and workmanship for **three years** from the date of original purchase, unless it has been misused, abused, modified or improperly installed. Any product that is claimed to be defective that is returned to Colson with its approval will be repaired or replaced free of charge (excluding

freight and installation). This warranty is exclusive and there are no other warranties, express or implied, such as an implied warranty of merchantability or fitness for particular purpose. This remedy is the sole remedy in contract, tort or otherwise, and Colson is not liable for incidental, consequential or special damages.

## Associations / Memberships:

Colson Caster Corporation proudly displays these organizations and associations to express our commitment to continuously improving our products and processes.



A COLSON ASSOCIATE



More than 90% of Colson 1-4 Series casters shown in this catalog have been listed by NSF International. Annual authorization to display the NSF seal on equipment is granted only when, following laboratory and plant evaluation, the equipment is found to be

in compliance with the adopted NSF standards. NSF option cannot be specified with thread guards, cast iron wheels, forged steel and V-Groove wheels. To order specify "FSI".

Colson Caster Corporation proudly displays the logos of these organizations and associations to express our commitment to continuously improving our products and processes.

# HISTORY of Colson Caster Corporation



In 1885 George Worthington, William Fay, and Fred Colson formed "The Worthington Company" in Elyria, Ohio. They made tricycles, invalid chairs, and wheel chairs. By 1917 the company transformed into "The Colson Company" and expanded their product line to include hospital wheeled equipment & industrial material handling equipment. The next thirty years were marked by The Great Depression and World War II. Like many companies, The Colson Company manufactured war materials during WWII in support of the cause.

**1885**

"The Worthington Company" of Ohio makes tricycles and wheel chairs.

**1917**

"The Colson Company" forms through a merger, and the product line expands to include new designs of bicycles, scooters and children's tricycles.

**1950**

Colson produces the 2.75 "Mighty Mouse" rocket, which is so important in the outcome of the Korean War.

**1953**

Robert and Jay Pritzker acquire The Colson Company.

**1957**

Colson moves all manufacturing and management offices to Jonesboro, Arkansas and executive offices were established in Chicago, IL.

**1964**

The Colson Company combines with the Marmon-Herrington Company, to form The Marmon Group.

**1974**

The Colson Company divisionalizes into: Caster and Equipment.

**1980**

Innovative line of Hi-Tech polyurethane caster wheels introduced.

**1985**

Colson Caster Corporation celebrates its 100th anniversary.

**1993**

Colson HI-TECH Performa wheels introduced, and become highly successful.

**2002**

Parent Company, Colson Associates, separates from The Marmon Group.

**2005**

Encore brand of casters and wheels introduced as a low-cost, import alternative.

**2006**

Colson engineers release the industry's first soft tread, high temperature wheel, ThermoTECH.

**2007**


Colson celebrates 50 years in Jonesboro as the industry's first 3D online interactive product catalog is launched.

**2010**

Colson celebrates its 125th anniversary.

**2011**

Robert Pritzker passes away, but his legacy continues on through the Colson Associates group of companies.



In 1953, Chicago based Jay & Robert Pritzker bought Colson and in 1957 moved the manufacturing and management offices to Jonesboro, Arkansas. In 1964 Colson combined with The Marmon/Herrington Company, to form The Marmon Group, which is an international association of autonomous manufacturing and service companies.

The next few decades marked worldwide growth of manufacturing facilities, market share and capabilities for Colson Caster Corporation. In January of 2002, Robert Pritzker stepped down as CEO of The Marmon Group and created Colson Associates in order to focus his efforts specifically on the Colson businesses (mostly casters and hardware companies—the Colson Group) and on several medical device companies. Today, Colson Associates is the largest manufacturer of caster and wheel products in the world. Sadly, Mr. Pritzker passed away in 2011. His legacy lives on, guiding Colson Caster to success.

As a successful company of history, it is fitting for us to always look to the future. Colson brings a vision steeped in a thriving legacy to our customers, clients, and partners. It is an unparalleled legacy of product, service, and corporate responsibility. It is the legacy of a manufacturing company and its people.

# 3D Models Available at [www.colsoncaster.com!](http://www.colsoncaster.com)

In this fast-paced manufacturing environment, we know you need a quick and effective way to incorporate Colson product information into your own custom designs. That's why we have 3D models of Colson Series 1 – 8 products available online.

Don't lose time searching for products that don't fit your application. Just click the "build 3D model" icon from our website's homepage to start building a caster to meet your specifications by using the drop down menus. Our 3D models are even available for download in various file formats for today's latest engineering design programs. A simple click allows you to import the downloaded model directly into your own system.

As always, should a design require additional specs, Colson's product engineers will create a custom solution for you—not to mention a 3D model!



Colson's Home Page [www.colsoncaster.com](http://www.colsoncaster.com)



Ergonomic Tester



Environmental Chamber



Brake Endurance Tester



# Dream It. Design It. Test It. Own it.

Whether you need to develop a new caster concept or modify an existing one, Colson has the engineering experience and technology to bring your concept from a working design, to tested sample, to finished product.

To assure our products are of the highest quality, we test to the Institute of Caster and Wheel Manufacturers ICWM/ANSI, NSF and applicable portions of Federal Specifications. In addition, Colson continually evaluates all production results and processes to ensure our clients always receive the highest quality goods.

Colson is proud to be one of the few U.S. caster companies that maintains the capability to fulfill all aspects of caster manufacturing in-country and in-house. For flexible and rapid reaction to all levels of order volume, Colson's Jonesboro, Arkansas facility has the machinery and manpower to bring standard, and custom caster and wheel products, to life. From coiled steel, stamping, heat treat, welding and plating, to assembly, quality assurance, testing, manufacture, and shipping, Colson does it all—for you!

3D Printer




Drum Tester



Compression Tester



Turntable Tester



Spy Camera

Impact Tester

Engineering

### Testing Capabilities

- New! Proprietary Ergonomic Tester, recently engineered by Colson staff, accurately measures ergonomic values such as start up and sustained forces, along with forces to initiate swiveling.
- Static and Dynamic Testing for a complete range of casters and loads from 100 lbs to 3000 lbs per caster at speeds from 1.5 mph to 20 mph.
- Impact Test from 100 in-lbs to over 30,000 in-lbs.
- Environmental chamber creates a temperature range from -80F to +350F.
- Spy Cameras! Colson customers have the opportunity to view video of testing procedures performed on products.
- And, exclusively from Colson - the 3D printer - a standalone system that builds fully functioning 3D models from CAD files with thin layers of liquefied ABS plastic using a computer controlled extruder head.

1/2" HOLLOW AXLE  
(10" CRESSY WHEEL)

Product Design



Colson has more than 125 years spent creating quality and reliable products. We take pride in a fully degreed engineering staff that shares more than 80 years of experience. And, having the most extensive Engineering Test Lab in the caster industry, allows us to continue offering the industry's leading 3-year warranty for all of our Colson branded productS.

Scan here for links to video of Colson testing equipment in action!



Colson®

## How to Select the Proper Caster & Wheel

There is no simple formula or rule that can be followed in selecting the proper casters. Many varying and individual factors must be balanced to make the selection that will do the best job for you. The following are several of the more important considerations.

**Load Weight.** The heavier the load, the larger the wheel required for the caster. The weight of the load also influences the mobility of the wheel. Roller or ball bearings are recommended for loads over 400 pounds. Weight capacities are shown for each caster in this catalog.

**Floor Conditions.** Make sure the wheel you select is large enough to pass over cracks in the floor, tracks, moldings and other obstructions. For floor protection on linoleum, tile, carpet, etc., use polyurethane or Performa rubber wheels.

**Unusual Conditions.** Each wheel material has certain characteristics which will give the best results where unusual conditions exist. For example, where acids, oils, chemicals and other conditions harmful to rubber are present, Colson polyurethane, polyolefin, Maxim, phenolic or steel wheels are recommended. Check conditions, then select the caster and wheel.

**Rolling Ease.** The larger the wheel diameter, the easier it rolls. Roller bearings carry heavier loads. Ball bearings roll easier but carry lesser loads. When possible, use the largest ball bearing wheel for best results.

**Extreme Climates.** Room temperatures are no problem for most casters. But extreme cold or heat can be a problem. Colson helps solve this problem with "Colson 45"—the green lube which assures caster rolling ease from 45°F below zero to 260°F above. It's standard on most Colson casters. (**Note:** Some wheel types should not be used in extreme temperature ranges. Consult factory).

**Your Local Distributor.** Colson casters are available from stocking distributors across the U.S., Canada, & Mexico. Each is a caster specialist who can help you select the proper caster to suit your needs. Visit our website ([www.colsoncaster.com](http://www.colsoncaster.com)), or contact us for details at 1-800-643-5515.

# How to Select

### Caster Terms



### Wheel Terms

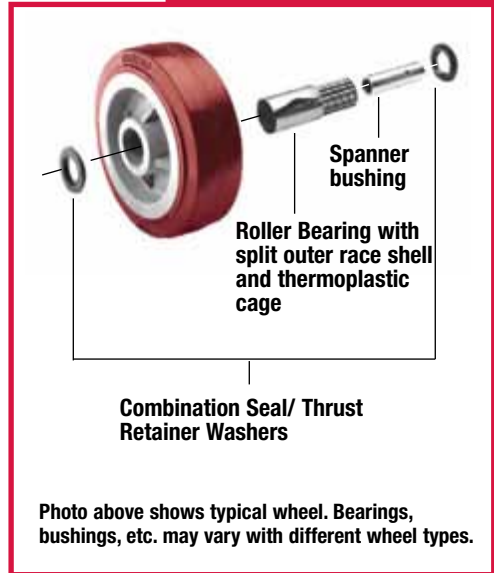


Photo above shows typical wheel. Bearings, bushings, etc. may vary with different wheel types.

### Caster Combinations for Trucks

In building, repairing and refurbishing mobile equipment, various effective caster combinations may be used. Several types of mountings are illustrated below.

#### Three Swivel.

For barrel dollies and small portable machines. Affords excellent maneuverability. Be sure to select casters designed to take the weight load on three casters rather than the usual four.




#### Two Rigid, Two Swivel.

Most practical and inexpensive arrangement for straight and/or long distances. Can be used for heavy or medium loads, depending upon the weight capacity of the casters selected.




**Tilt Mounting.** A tilt mounting is the most economical, but should be limited to lighter loads. The tilt is best when the load wheels are 1/8" taller than the balance wheels. Not recommended for use on ramps.




#### Diamond Mounting.

Two rigid and two swivel casters, but the diamond shaped mounting greatly increases maneuverability. This mounting is not recommended for ramps.




**Four Swivel.** Where a side motion is frequently needed, the four swivel arrangement is excellent. If the casters are equipped with swivel locks, this mounting is also practical for long straight travel as well as use on ramps. A most versatile arrangement.



#### Four Swivel, Two Rigid.

This is a level mounting design for heavy loads and long trucks. The two rigid casters help to distribute and reduce the load on the swivel units and thereby maintain good maneuverability and easy steering.



## Model Number System

## Caster Model Number

## PREFIX

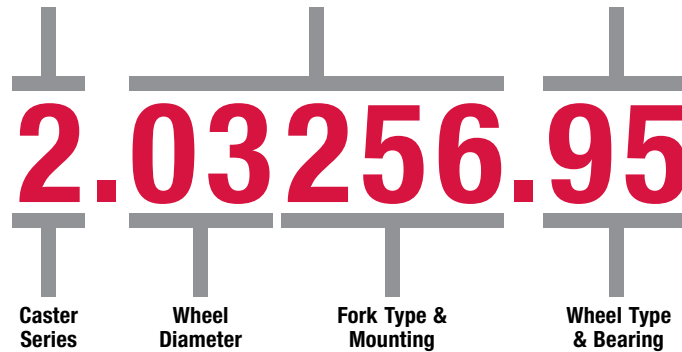
The prefix number shows the caster Series: 1 thru 8 Series with capacities ranging from 60 lbs to 6,000 lbs each.

## BODY

The body number shows the wheel diameter and type of fork mounting (swivel, rigid, stem).

## SUFFIX

The suffix number shows the type of wheel material and bearing.



The above caster model number is a 2 Series caster with swivel top plate fork and polyurethane tread wheel (HI-TECH).

Note: The replacement fork model number is the same as above except the wheel suffix is not included (For example 2.03256).

## Wheel Model Number

## PREFIX

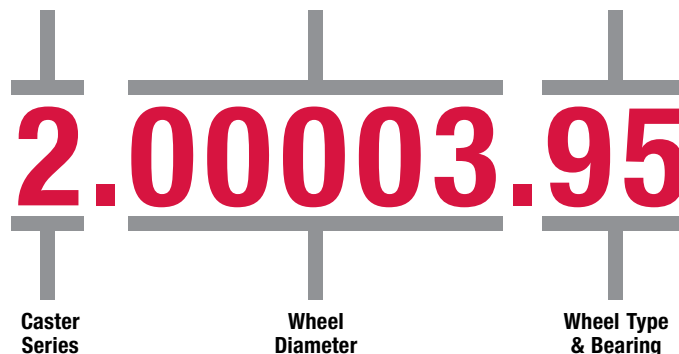
The prefix number shows the wheel Series: 1 thru 8 Series ranging from 60 lbs up to 6,000 lbs each.

## BODY

The body number shows the wheel diameter.

## SUFFIX

The suffix number shows the type of wheel material and bearing, and when applicable, the wheel tread width.



The above caster wheel model number is a 2 Series wheel with a diameter of 3<sup>1</sup>/<sub>2</sub>" , made with polyurethane tread and ball bearing.

Note: The diameter code is usually, but not always the diameter of the wheel (for example, the diameter code 3 could denote 3", 3<sup>1</sup>/<sub>4</sub>" and 3<sup>1</sup>/<sub>2</sub>" wheels). Please check wheel chart for actual diameter of wheel.

## IMPORTANT NOTICE • CAPACITY RATINGS

Caster and wheel capacities shown in this catalog are based on normal operating conditions as defined by the Institute of Caster and Wheel Manufacturers (ICWM). Normal operating conditions, as defined by the ICWM, consist of manual operations on a relatively smooth surface (such as concrete) with normal minor obstacles. All bearings must be properly lubricated. Conditions of excessive temperature and/or dirt will reduce ratings. **Do not exceed the capacity ratings published in this catalog.**

## CUSTOMER RESPONSIBILITIES

1. If caster stem is to be screwed into customer equipment, the customer must add a washer to the stem that will cover the incomplete threads and support the upper race.
2. The stem shoulder must fit tightly against the customer equipment.
3. It is the customer's responsibility to mount the caster in a workmanlike manner so there will be no risk to operator safety.
4. It is customer's responsibility to determine the fitness of the caster for its application.

Wheel Selection Guide

WHEEL TYPE	CAPACITY (LBS EACH)	TEMPERATURE RANGE* (FAHRENHEIT)	FLOOR SURFACES										
			CARPET	BRICK	CONCRETE	LINOLEUM	ASPHALT	TERRAZZO	WOOD	SMOOTH STEEL	RIBBED STEEL	TILE	
Performa Rubber®	60 → 1700	-45° to +180° <sup>1</sup>	✓	✓	✓	✓	✓	✓	✓	✓	✓	✓	✓
Trans-forma®	400 → 600	-45° to +180° <sup>1</sup>	✓	✓	✓	✓	✓	✓	✓	✓	✓	✓	✓
Trans-forma® LT	400 → 500	-45° to +180° <sup>1</sup>	✓	✓	✓	✓	✓	✓	✓	✓	✓	✓	✓
Trans-forma® HD	600 → 900	-45° to +180° <sup>1</sup>	✓	✓	✓	✓	✓	✓	✓	✓	✓	✓	✓
Moldon Rubber	400 → 1140	-45° to +160°	✓	✓	✓	✓	✓	✓	✓	✓	✓	✓	✓
Moldon Nylon	1000 → 1500	-45° to +180°	✓	✓	✓					✓	✓		
Triumph®	900 → 1200	-40° to +180°	✓	✓	✓	✓	✓	✓	✓	✓	✓	✓	✓
Polyurethane HI-TECH®	100 → 1700	-45° to +180°	✓	✓	✓	✓	✓	✓	✓	✓	✓	✓	✓
Moldon Polyurethane	700 → 3500	-45° to +180°	✓	✓	✓	✓	✓	✓	✓	✓	✓	✓	✓
Endura®	1000 → 1200	-45° to +230°	✓	✓	✓	✓	✓	✓	✓	✓	✓	✓	✓
Maxim®	600 → 1400	-45° to +180°	✓	✓	✓	✓	✓	✓	✓	✓	✓	✓	✓
Polyolefin	75 → 900	-45° to +180°	✓	✓	✓					✓	✓		
ThermoTECH®	250	-45° to +525° <sup>2</sup>	✓	✓	✓	✓	✓	✓	✓	✓	✓	✓	✓
Thermo®	300 → 1100	-70° to +525° <sup>3</sup>	✓	✓	✓					✓	✓		
Phenolic	300 → 3500	-45° to +180°	✓	✓	✓					✓	✓		
Cast Iron	200 → 3000	-45° to +180°			✓						✓		
Forged Steel	1400 → 4500	-45° to +180°			✓						✓		
V-Groove	800 → 6000	-45° to +500°			✓						✓		

<sup>1</sup> 180° intermittent service; 120° continuous service  
<sup>2</sup> 525° intermittent service; 490° continuous service  
<sup>3</sup> 525° intermittent service; 480° continuous service

\*See Wheel Section (pages 80-109) for information regarding higher operating temperature ranges.

Performa Chemical Chart

Substance	Rating	Substance	Rating	Substance	Rating	Substance	Rating
<b>Organics &amp; Solvents</b>		Methyl ethyl ketone	F	Acetic, 75%	G	<b>Alkalies</b>	
Acetone	G	Oakite (floor cleaner)	E	Acetic, glacial	G	Tartaric	F
Alcohol, butyl	G	Orangeve	X	Boric	G	Ammonium hydroxide	G
Alcohol, ethyl	G	Naptha	F	Butyric	G	Calcium hydroxide	G
Alcohol, methyl	G	Nitrobenzene	X	Chromic	F	Potassium hydroxide	G
Aniline	G	Phenol	X	Citric	G	Sodium hydroxide	G
Benzene	X	Tuluene	X	Fluoboric	G	<b>Acids</b>	
Bravo (wax stripper diluted)	E	Trichloroethylene	X	Hydrobromic, 25%	G	Acid salts	G-F
Carbon disulfide	X	Varsol	X	Hydrochloric, 10%	G	Alkaline salts	G
Carbon tetrachloride	X	Vestalene (detergent diluted)	E	Hydrofluoric	F	Neutral salts	G
Chlorobenzene	X	Urine	E	Lactic	F	Miscellaneous salts:	
Chloroform	X	<b>Gases</b>		Nitric, 5%	G	Potassium dichromate	G
Colson 45 lubricant	G	Carbon dioxide	G	Nitric, 65%	X	Potassium permanganate	G
Enclean SS-2 (parts cleaner)	X	Carbon monoxide	G	Oleic	G	Salt water	G
Ethyl acetate	F	Chlorine, wet	F	Oleum	X	Sodium cyanide	G
Ethylene chloride	G	Chlorine, dry	F	Oxalic	G	Sodium ferricyanide	G
Ethylene dichloride	F	Hydrogen sulfide	G	Phosphoric, 25%	G	Sodium hypochlorite	G
Ethyl ether	G	Sulfur dioxide, wet	F	Phosphoric, 85%	G		
Formaldehyde, 37%	G	Sulfur dioxide, dry	F	Sulfuric, 10%	F		
Gasoline	X	<b>Acids</b>		Sulfuric, 78%	G		
Heptane	X	Acetic, 10-50%	G	Tannic	G		
Methylene chloride	X						

E=Excellent G=Good F=Fair X=Unacceptable

IMPORTANT NOTICE • CHEMICAL RESISTANCE CHART GUIDELINES

This chart lists an extensive range of chemicals, solvents and gases. Examine the listings in this chart to determine if your application is considered compatible with Performa wheels. Ratings are at 72°F. Concentrations of aqueous solutions

are saturated except where noted. Information in this chart is based on laboratory tests and results may vary in actual caster applications. Field testing is recommended to confirm compatibility with your particular application. For information on the compatibility of other fluids and chemicals, please contact the factory.

OPERATING CONDITIONS

Wheel Selection Guide

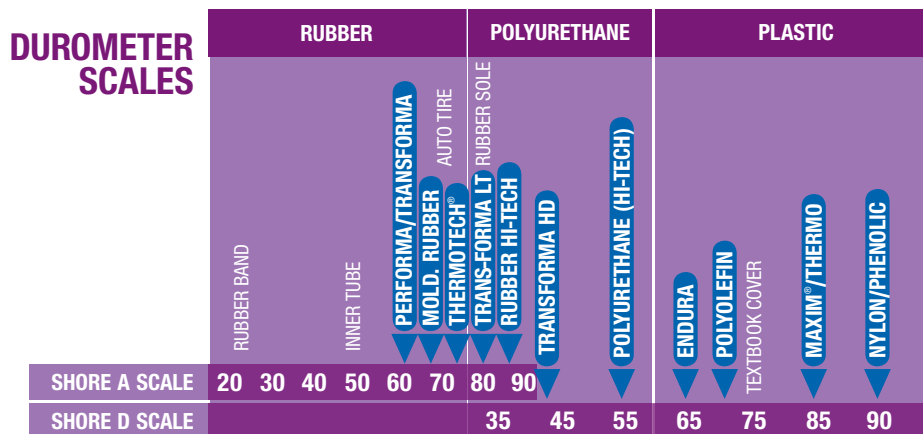
	WATER	STEAM	MILD CHEMICALS***	OIL & GREASE	METAL CHIPS	HIGH HEAT (+250°F)	EXTREME COLD (-45°F)	ANIMAL FATs	NOISE REDUCTION	FLOOR PROTECTION	CUSHION LOAD	DURO-METER RATINGS	CATALOG PAGE NUMBER	WHEEL TYPE
✓	✓	✓		✓		✓	✓	✓	✓	✓		65(±5)A	80-85	Performa® Rubber
✓	✓	✓		✓		✓	✓	✓	✓	✓		65(±5)A	89	Trans-forma®
✓	✓	✓		✓		✓	✓	✓	✓	✓		80(±5)A	89	Trans-forma® LT
✓	✓	✓		✓		✓	✓	✓	✓	✓		40(±5)D	90	Trans-forma® HD
✓	✓	✓		✓		✓	✓	✓	✓	✓		70(±5)A	91	Moldon Rubber
✓	✓	✓	✓	✓		✓	✓					70(±5)D	92	Moldon Nylon
✓**	✓	✓	✓	✓		✓	✓	✓	✓			75 to 95(±5)A <sup>1</sup>	93	Triumph®
✓**		✓	✓	✓		✓	✓	✓	✓			55(±5)D	94-95	Polyurethane HI-TECH®
✓**	✓	✓	✓	✓		✓	✓	✓	✓			45(±5)D	96-97	Moldon Polyurethane
✓	✓	✓	✓	✓			✓	✓	✓			63(±5)D	98	Endura®
✓	✓	✓	✓	✓	✓	✓	✓					85(±5)D	99	Maxim®
✓	✓	✓	✓			✓	✓		✓			70(±5)D	100-101	Polyolefin
✓	✓	✓	✓	✓	✓	✓	✓	✓	✓	✓		75(±5)A	102	ThermoTECH®
✓	✓	✓	✓	✓	✓	✓	✓					85(±5)D	103	Thermo®
		✓	✓	✓	✓	✓	✓					90(±5)D	104-105	Phenolic
		✓	✓	✓	✓	✓	✓					-	106-107	Cast Iron
		✓	✓	✓	✓	✓	✓					-	108	Forged Steel
		✓	✓	✓	✓	✓	✓					-	109	V-Groove

\*\*Intermittent contact at room temperature only. \*\*\*Consult factory for harsh chemicals.

<sup>1</sup>Red crowned tread: 75 (±5) Shore A, Brown crowned tread 90 (±5) Shore A, Red round tread: 89 (±5) Shore A, Blue round tread 95 (±5) Shore A.

The above chart is designed to provide the user with a general comparison of Colson wheel types under a variety of floor surfaces and operating conditions. For specific applications or unusual conditions, please consult factory.

Wheel Hardness Chart



How To Select

**Performa® Rubber Flat Tread**



**For 1-8 Series Casters**

Grey or black non-marking thermoplastic elastomer tread bonded to polyolefin core. Polyolefin core is ribbed for added strength on 3-7 Series Wheels (see pages 80-84).

**Performa® Rubber Round Tread**



**For 2-6 Series Casters**

Grey non-marking thermoplastic elastomer tread bonded to polyolefin core. Polyolefin core is ribbed for added strength on 5 Series Wheels (see pages 82, 85).

**Performa® Rubber Conductive**



**For 2-6 Series Casters**

Grey non-marking conductive thermoplastic elastomer tread bonded to polyolefin core. Polyolefin core is ribbed for added strength on 3-5 Series Wheels (Consult factory) (See pages 86-87).

**Performa® Rubber Handtruck**



**4-5 Series Wheels  
(Not used in casters)**

New models with precision bearing! Round or flat, black or grey non-marking thermoplastic elastomer tread bonded to ribbed polyolefin core (See page 88).

**Moldon Rubber Cast Iron Core**



**For 4-8 Series Casters**

Cushion rubber tread bonded to cast iron core (See page 91).

**Trans-forma® Rubber**



**For 4 & 6 Series Casters**

Thermoplastic elastomer tread chemically bonded to polyolefin core. Available in flat or round. Constructed of recycled materials (See pages 89-90).

**Triumph®**



**For 4 & 6 Series Casters**

Polyurethane tread mechanically and chemically bonded to light weight aluminum core. Round or crown tread with durometer and color options (See page 93).

**Phenolic**



**For 2-8 Series Casters**

Molded macerated fabric filled with phenolic resin plastic (See pages 104-105).

**Light Duty Rubber**



**For 1 & 2 Series Casters**

(From Left to Right) 2 Series Rubber HI-Tech bonded to polyolefin core; 1 Series Hard or Soft Rubber (See page 90).



**Polyurethane HI-TECH®**



**For 1-8 Series Casters**  
Red polyurethane tread mechanically locked to polyolefin core. Polyolefin core is ribbed for added strength on 3-7 Series Wheels (See pages 94-95).

**Moldon Polyurethane Cast Iron Core**



**For 6 & 7 Series Casters**  
Polyurethane tread bonded to cast iron core (See page 97).

**Moldon Polyurethane Aluminum Core**



**For 4 & 6 Series Casters**  
Polyurethane tread bonded to aluminum core (See page 96).

**Moldon Nylon Aluminum Core**



**For 4 & 6 Series Casters**  
Nylon tread bonded to aluminum core (See page 92).

**Endura Solid® Elastomer**



**For 4 & 6 Series Casters**  
Special solid elastomer material allows easier rolling under heavy loads (See page 98).

**Maxim®**



**For 3-6 Series Casters**  
Exclusive ultra tough thermo-plastic resists hard impacts and drop-shocks (See page 99).

**Polyolefin**



**For 1-6 Series Casters**  
Durable polyolefin wheels. Polyolefin core is ribbed for added strength on 3-5 Series Wheels (See pages 100-101).

**Thermo®**



**For 2, 4 & 6 Series Casters**  
Handles extreme temperatures even under heavy loads (See page 103).

**ThermoTech®**



**For 2 Series Casters**  
Quiet rolling, non-marking, floor protection and handles the heat! (See page 102).

**Cast Iron**



**For 2-8 Series Casters**  
Strong, high grade cast iron steel (See pages 106-107).

**Forged Steel**



**For 4-8 Series Casters**  
Dropped forged, heavy-duty steel wheels (See page 108).

**V-Groove**



**For 4-7 Series Casters**  
Cast iron wheels V-grooved for use on inverted angle iron track (See page 109).



### 1 Series Side Lock Brake

Capacity up to 145 lbs each

The ends of the brake spring are crimped so they grab the wheel at four contact points, which provides extra holding power on a variety of wheel surfaces. This side locking brake is easily operated with foot action and available on

3", 4", and 5" caster models. 1 Series brakes cannot be used with thread guards. To order this brake with a caster specify "**BRK 3**" (see pages 22-31). To field install this brake, see kit numbers.

Wheel Dia.	Kit Number	Swivel Radius
<b>(75 lbs Capacity Models)</b>		
3"	11.3000	2 <sup>11</sup> / <sub>16</sub> "
<b>(145 lbs Capacity Models)</b>		
3"	11.3200	3"
4"	11.4200	3 <sup>9</sup> / <sub>16</sub> "
5"	11.5200	4 <sup>1</sup> / <sub>16</sub> "



NEW

### L Series Side Lock Brake

Capacity up to 150 lbs each

This brake design grabs the wheel to provide strong holding power on both L Series TPR and Polyolefin wheels. It is Available on LTS and LGR casters for 2" models only and is easily operated with foot action. The swivel radius of the caster is 1-13/16" including the

brake. **The L Series side locking brake is not field installable.** To order this brake with a caster, add "**001**" to the end of the part number (Example: LGR0251242**001**). See pages 32-33.



NEW

### L Series Top Lock Brake

Capacity up to 150 lbs each

The L Series Top Lock brake provides reliable braking action under a variety of operating conditions. This brake is available on 3", 4", and 5" models for all L Series products—LTP (Swivel Only), LGS and LGR casters. Foot

action easily operates the brake. **L Series Top Lock brakes are not field installable.** To order the brake with a caster, add "**001**" to the end of the part number (Example: LGR3351242**001**). See pages 32-33.



### 2 Series Total Lock<sup>®</sup> Brake

Capacity up to 325 lbs each

Colson's Total Lock brake locks the wheel and swivel simultaneously. The brake design features durable metal construction with a thermoplastic pedal and provides virtually maintenance free operation.

The brake is easily operated with foot action. It works on 3 1/2", 4" and 5" 2 Series models. To order this brake with a caster, specify "**BRK5**" (see pages 34-47). To field install the brake, see kit numbers.

Wheel Dia.	Kit Number	Swivel Radius
3 1/2"	52023.03	4 <sup>9</sup> / <sub>16</sub> "
4"	52023.04	4 <sup>5</sup> / <sub>8</sub> "
5"	52023.05	4 <sup>11</sup> / <sub>16</sub> "



## 2 Series Top Lock Brake

Capacity up to 325 lbs each

Colson Top Lock brakes provide positive braking action on all types of wheels. A special cam activated brake mechanism locks firmly and is easy to engage

and disengage. To order the brake with a caster, specify "**BRK1**" (see pages 34-47). To field install the brake, see kit numbers.

Wheel Dia.	Kit Number	Swivel Radius
2 1/2"	52023.62	3 <sup>13</sup> / <sub>16</sub> "
3"	52020.96	3 <sup>5</sup> / <sub>8</sub> "
3 1/2"	52020.93	3 <sup>5</sup> / <sub>8</sub> "
4"	52020.94	3 <sup>11</sup> / <sub>16</sub> "
5"	52023.65	3 <sup>15</sup> / <sub>16</sub> "

Kit includes solid axle.



## 2 Series Top Lock Brake (Stainless Steel)

Capacity up to 325 lbs each

Constructed of polished stainless steel, Colson's 2 Series Stainless Steel Top Lock brake provides positive, reliable braking under a variety of harsh operating conditions. Compatible

with 2 Series Stainless Steel swivel forks only. To order with a caster, specify "**BRK1**" (see page 48). To field install the brake, see kit numbers.

Wheel Dia.	Kit Number	Swivel Radius
3"	05214.87	2 <sup>9</sup> / <sub>16</sub> "
3 1/2"	05214.88	3 <sup>1</sup> / <sub>16</sub> "
4"	05214.89	3 <sup>5</sup> / <sub>6</sub> "
5"	05214.90	4 <sup>1</sup> / <sub>16</sub> "



## 2 Series Total Lock® Brake (Stainless Steel)

Capacity up to 325 lbs each

This brake is constructed of durable stainless steel and ideally suited for wet or corrosive conditions. Heavy loads are held securely with the simple toe operation. The swivel

radius of the caster is 5" including the brake. **The brake's riveted design is not field installable.** To order it with a caster, specify "**BRK4**" (see page 48).



## 2 Series Tech Lock® Brake (Stainless Steel)

Capacity up to 325 lbs each

Constructed of durable, light-weight engineered thermoplastics, this brake is ideally suited for wet or corrosive conditions. The simple toe operation holds heavy loads securely. And, an advanced design brake pad holds a variety of wheel types.

With only two moving parts, the brake is virtually maintenance free. Temperature range: -30°F to +250°F. To order on a caster, specify "**BRK2**" (see page 48). To field install this brake, see kit numbers.

Wheel Dia.	Kit Number	Swivel Radius
4"	05215.54	5 <sup>5</sup> / <sub>8</sub> "
5"	05215.55	6 <sup>1</sup> / <sub>8</sub> "



### 2 Series LoPro Side Lock Brake

Capacity up to 210 lbs each

The LoPro brake design places a positive locking force against the wheel hub to hold loads securely. A large foot pedal makes the brake easy to operate and provides easy foot placement.

**This brake is not field installable and is only available on the 3" model.**

The swivel radius of the caster is 2 11/16" including the brake. To order this brake with a caster, specify "BRK3." See page 49.



### 2 Series Directional Lock

Capacity to 325 lbs each

Lock the swivel for straight tracking on all 2 Series top plate swivel casters. The foot-activated directional lock engages simply and securely into lead or trailing position and is compatible with a full range of wheels. The swivel radius is 4 3/16" for 2 1/2", 3", and

3 1/2" and 4 15/16" for 4" and 5" models.

**The directional lock is not field installable.** To order with caster, change the 4th digit of the caster model number to "1" (example: 2.05156.91). See pages 46-47.



### G Series Side Lock Brake

Capacity to 350 lbs each

This side locking brake design grabs the wheel to provide reliable holding power. Available on all GDP swivel model casters, it is easily operated with foot action. **The brake is not**

**field installable.** To order the side locking brake with a caster, add "001" to the end of the part number (Example: GD3356142001). See pages 50-51.



### 3 Series Top Lock Brake

Capacity up to 400 lbs each

All swivel casters in the 3 Series line are available with brakes. Colson's Top Lock brake gives positive braking action on all types of wheels by engaging a rubber brake shoe directly against the tread surface of the wheel. A self-compensating spring

maintains the effectiveness of the brake throughout the life of the wheel. Thread guards can also be used with this brake. The brake pedals are rugged .090 steel & zinc plated. To order on a caster, specify "BRK1". See pages 52-55.

Wheel Dia.	Kit Number	Swivel Radius
3"	05210.14	3 11/16"
4"	05210.05	3 13/16"
5"	05225.61	4 1/8"
6"	05225.62	4 5/8"



### 4 Series Side Lock Brake

Capacity up to 1400 lbs each

Colson's 4 Series Side Lock brake design places a positive locking force against the wheel hub to hold loads securely. The Larger foot pedal makes the brake easier to operate, provides better foot placement, and can be actuated from either end of the pedal for greater convenience.

This brake is available on Colson 4 Series casters equipped with roller bearings or one-piece Delrin bearing models only. To order the brake with a caster specify, "**BRK3**" (see pages 56-59). To field install the brake, see kit numbers. US. Patent 5,402,864.

Wheel Dia.	Kit Number
4"-5"	05128.30 <sup>1</sup> 05128.32 <sup>2*</sup>
6"-8"	05128.29 <sup>1</sup> 05128.31 <sup>2*</sup>

#### Wheel Brakes Work On

<sup>1</sup>Nylon, Moldon Polyurethane, Moldon Rubber, Steel, Phenolic

<sup>2</sup>Performa, Polyolefin, Polyurethane HI-Tech, Endura, Maxim, Thermo, Trans-forma

\*Includes Torrington-style roller bearing.

**4 Series Stainless steel side lock brake kits:** On one-piece Delrin bearing wheel models #05214.24; On roller bearing wheel models #05214.30. See pages 60-61.



### 4 & 6 Series Enforcer Side Lock Brake

Capacity up to 1500 lbs each

This new Side Lock brake is designed for Colson 4 & 6 Series Enforcer casters to accommodate a thicker leg. The brake places a positive locking force against the wheel hub to hold heavy loads securely. A larger foot pedal makes the brake easier to operate and provides better foot placement. The brake can be actuated from either

end of the pedal for greater convenience and is available on Colson 4 & 6 Series Enforcer casters with wheels that are roller or one-piece Delrin bearing equipped only. To order the brake with a caster, specify "**BRK3**" (see pages 62-63 and 66-67). To field install the brake, see kit numbers.

Wheel Dia.	Kit Number
4"-5"	05128.40 <sup>1</sup> 05128.42 <sup>2*</sup>
6"-8"	05128.39 <sup>1</sup> 05128.41 <sup>2*</sup>

#### Wheel Brakes Work On

<sup>1</sup>Nylon, Moldon Polyurethane, Moldon Rubber, Steel, Phenolic

<sup>2</sup>Performa, Polyolefin, Polyurethane HI-Tech, Endura, Maxim, Thermo, Trans-forma

\*Includes Torrington-style roller bearing.



### 4 Series Top Lock Brake

Capacity up to 1400 lbs each

Colson 4 Series forks include a special notch for easy installation of Top Lock brakes. The brake is cost effective and provides reliable braking under a variety of operating conditions. Colson 4 Series Top Lock brakes are

available on 4 series casters except models with 3 1/4" or V-Groove wheels. To order it with a caster, specify "**BRK7**" (see pages 56-59). To field install the Top Lock brake, see kit numbers.

Wheel Dia.	Kit Number	Swivel Radius
4"	05944.14	3 <sup>9</sup> / <sub>16</sub> "
5"	05944.15	4 <sup>1</sup> / <sub>4</sub> "
6"	05944.16	5"
8"	05944.18	6 <sup>1</sup> / <sub>2</sub> "



**NEW**

### 4 Series Top Lock Brake (Stainless Steel)

Capacity up to 1250 lbs each

Constructed of polished stainless steel, Colson's 3-piece 4 Series Stainless Steel Top Lock brake provides positive, reliable braking under a variety of harsh operating conditions. The

brake is compatible with 4 Series Stainless Steel swivel forks only. To order this brake with a caster, specify "BRK7" (see pages 60-61). To field install the Top Lock brake, see kit numbers.

Wheel Dia.	Kit Number	Swivel Radius
4"	05214.74	4 7/8"
5"	05214.75	5 1/8"
6"	05214.76	5"
8"	05214.78	6 1/2"



### 4 Series Swivel Tech Lock® Brake

Capacity up to 1250 lbs each

Constructed of durable, light-weight engineered thermoplastics, this brake is ideally suited for wet or corrosive conditions. The simple toe operation holds heavy loads securely. With an advanced brake pad design, the brake is compatible with a variety

of wheel types. The Tech Lock brake provides virtually maintenance free operation with only two moving parts. Temperature range: -30°F to +250°F. To order the brake with a caster, specify "BRK2" (see pages 56-61). To field install the brake, see kit

Wheel Dia.	Kit Number Standard	Kit Number Stainless	Swivel Radius
4"	05944.44	05944.94	6 9/32"
5"	05944.45	05944.95	6 5/8"
6"	05944.46	05944.96	7 3/8"
8"	05944.48	05944.98	8 7/16"

numbers. This brake is available on all 4 Series casters, except with a Swivel Lock or 4 Series Enforcer models. U.S. Patent 288285.



### 4 Series Rigid Tech Lock® Brake

Capacity to 1400 lbs each

Specially engineered for rigid caster models only, the contemporary design features thermoplastic construction to resist rust and corrosion. A grip ridge for the

mechanical lock securely fastens the Tech Lock brake to the fork. To order this brake with a caster, specify "BRK2" (see pages 56-61).

Wheel Dia.	Kit Number Standard	Kit Number Stainless	Swivel Radius
6"	05944.86	05944.87	7 3/8"



### 4 Series Total Lock® Brake

Capacity up to 1250 lbs each

With a press of the foot, lock both the wheel and swivel in any position. The low angle pedal design makes foot access easy for convenient operation, and the contemporary design features thermoplastic construction to

resist rust and corrosion. This brake is not available on 4 Series Enforcer models. A grip ridge for the mechanical lock securely fastens the brake to the fork. To order with a caster, specify "BRK4" (see pages 56-59).

Wheel Dia.	Kit Number	Swivel Radius
4"	05906.12	6 5/8"
5"	05906.11	7 1/16"
6"	05906.09	7 3/8"
8"	05906.13	8 1/2"



### 4 & 6 Series Tread Lock Brake

Capacity up to 1500 lbs each

Available on 4 and 6 Series casters, this adjustable brake can be installed in the field or ordered assembled onto the caster. The toe activated brake features positive engagement via rubber faced plate.

This brake is not available with V-groove wheel models or 2-1/2 tread width wheels. To order it with a caster specify, "BRK1" (see pages 56-67). To field install the brake, see kit numbers.

Wheel Dia.	Kit Number	Standard 4 Series Swivel Radius	Standard 6 Series Swivel Radius	4 & 6 Series Enforcer Swivel Radius
4"	05944.24	5 5/16"	5 3/8"	5 3/16"
5"	05944.25	6 5/8"	6 9/16"	6 1/2"
6"	05944.26	7 5/16"	7 1/8"	6 7/8"
8"	05944.28	8 1/2"	8 9/16"	8 3/8"

Replacement Brake Pad Model Number: 05944.45



**NEW**

### 4 Series Top Lock Brake (Stainless Steel)

Capacity up to 1250 lbs each

Constructed of polished stainless steel, Colson's 3-piece 4 Series Stainless Steel Top Lock brake provides positive, reliable braking under a variety of harsh operating conditions. The

brake is compatible with 4 Series Stainless Steel swivel forks only. To order this brake with a caster, specify "BRK7" (see pages 60-61). To field install the Top Lock brake, see kit numbers.

Wheel Dia.	Kit Number	Swivel Radius
4"	05214.74	4 7/8"
5"	05214.75	5 1/8"
6"	05214.76	5"
8"	05214.78	6 1/2"



### 4 Series Swivel Tech Lock® Brake

Capacity up to 1250 lbs each

Constructed of durable, light-weight engineered thermoplastics, this brake is ideally suited for wet or corrosive conditions. The simple toe operation holds heavy loads securely. With an advanced brake pad design, the brake is compatible with a variety

of wheel types. The Tech Lock brake provides virtually maintenance free operation with only two moving parts. Temperature range: -30°F to +250°F. To order the brake with a caster, specify "BRK2" (see pages 56-61). To field install the brake, see kit

Wheel Dia.	Kit Number Standard	Kit Number Stainless	Swivel Radius
4"	05944.44	05944.94	6 9/32"
5"	05944.45	05944.95	6 5/8"
6"	05944.46	05944.96	7 3/8"
8"	05944.48	05944.98	8 7/16"

numbers. This brake is available on all 4 Series casters, except with a Swivel Lock or 4 Series Enforcer models. U.S. Patent 288285.



### 4 Series Rigid Tech Lock® Brake

Capacity to 1400 lbs each

Specially engineered for rigid caster models only, the contemporary design features thermoplastic construction to resist rust and corrosion. A grip ridge for the

mechanical lock securely fastens the Tech Lock brake to the fork. To order this brake with a caster, specify "BRK2" (see pages 56-61).

Wheel Dia.	Kit Number Standard	Kit Number Stainless	Swivel Radius
6"	05944.86	05944.87	7 3/8"



### 4 Series Total Lock® Brake

Capacity up to 1250 lbs each

With a press of the foot, lock both the wheel and swivel in any position. The low angle pedal design makes foot access easy for convenient operation, and the contemporary design features thermoplastic construction to

resist rust and corrosion. This brake is not available on 4 Series Enforcer models. A grip ridge for the mechanical lock securely fastens the brake to the fork. To order with a caster, specify "BRK4" (see pages 56-59).

Wheel Dia.	Kit Number	Swivel Radius
4"	05906.12	6 5/8"
5"	05906.11	7 1/16"
6"	05906.09	7 3/8"
8"	05906.13	8 1/2"



### 4 & 6 Series Tread Lock Brake

Capacity up to 1500 lbs each

Available on 4 and 6 Series casters, this adjustable brake can be installed in the field or ordered assembled onto the caster. The toe activated brake features positive engagement via rubber faced plate.

This brake is not available with V-groove wheel models or 2-1/2 tread width wheels. To order it with a caster specify, "BRK1" (see pages 56-67). To field install the brake, see kit numbers.

Wheel Dia.	Kit Number	Standard 4 Series Swivel Radius	Standard 6 Series Swivel Radius	4 & 6 Series Enforcer Swivel Radius
4"	05944.24	5 5/16"	5 3/8"	5 3/16"
5"	05944.25	6 5/8"	6 9/16"	6 1/2"
6"	05944.26	7 5/16"	7 1/8"	6 7/8"
8"	05944.28	8 1/2"	8 9/16"	8 3/8"

Replacement Brake Pad Model Number: 59044.45



## 7 & 8 Series Enforcer® Tread Lock Brake

Capacity up to 4500 lbs each

This toe activated Tread Lock brake features positive engagement via a single rubber faced plate. It is available on 7 & 8 Series Enforcer casters, except on

V-Groove wheel models. To order with a caster, specify "BRK1" (see pages 68-71). To field install the brake, see kit numbers.

Wheel Dia.	Kit Number	7 & 8 Series Enforcer Swivel Radius*
6"	05329.99	8 3/4"
8"	05329.39	9 3/4"
10"	05329.40	10 3/4"
12"	05329.41	11 3/4"

\*Standard load height only.

## 4-8 Series Swivel Locks

Capacity up to 6000 lbs each

Swivel locks quickly convert swivel casters to rigid casters for straight-line tracking. A spring-loaded, hand operated plunger is engaged to fit into slots on the swivel raceway. To engage the lock, simply pull out plunger and turn until spring action inserts plunger in notches on raceway. To disengage the lock, simply pull out the plunger and turn so plunger is not inserted in notches on raceway. **Colson offers 3 types of hand operated swivel locks: Welded, Bolt-On and Kingpinless.**



### Welded Models

Series	Mounting Code
4 Series (Standard)	MTG51
4 Series (w/ MTG2 Top Plate)	MTG52
4 Series (w/ MTG4 Top Plate)	MTG54
6 Series (Standard)	MTG52

**Welded Swivel Locks:** Colson's welded swivel locks are factory installed only. They lock in 90° intervals on 4 and 6 Series casters. To order the lock, see the "Welded Models" chart.



### Bolt-On Models

Series	Mounting Code	Field Install Model No.
4 Series (Standard)	MTG61	05213.61
4 Series (w/ MTG2 Top Plate)	MTG62	05213.62
4 Series (w/ MTG4 Top Plate)	MTG64	05313.64
6 Series (Standard)	MTG62	05256.62

**Bolt-On Swivel Locks:** The bolt-on swivel locks are field installable only but require that the fork yoke base have notches at 90° intervals. They are available on 4-6 Series casters. To order the lock, see the "Bolt-On Models" chart.



### Kingpinless Models

Series	Mounting Code	Field Install Model No.
4 & 6 Series Enforcer (Standard)	MTG61	05213.61
4 & 6 Series Enforcer (w/ MTG2 Top Plate)	MTG62	05213.62
4 & 6 Series Enforcer (w/ MTG4 Top Plate)	MTG64	05213.64
7 & 8 Series Enforcer (Standard)	MTG61	05278.61
7 & 8 Series Enforcer (w/ MTG2 Top Plate)	MTG62	05278.62
7 & 8 Series Enforcer (w/ MTG3 Top Plate)	MTG63	05278.63

**Kingpinless Swivel Locks:** Colson Kingpinless Enforcer casters have notches in the raceway, so it is possible to field install swivel locks for kingpinless models. They lock in 90° intervals. Simply bolt the swivel lock on when you install on equipment. This swivel lock is available on 4, 6, 7 and 8 Series Enforcer casters. To order the lock, see the "Kingpinless Models" chart.



## Foot Activated Swivel Locks

Capacity to 1400 lbs each

**No more back strain from bending down to activate a swivel lock.** When the foot pedal is in the "up" position, a stainless steel spring forces a pin into one of the four slots on the swivel fork. This effectively locks the swivel in one of four positions at 90° intervals. To disengage the lock, simply press down on the foot pedal for free swiveling action. It's that easy! With this innovative product, you can quickly and easily convert swivel casters to rigid casters for straight-line tracking. When you need greater maneuverability, you can quickly convert from the rigid position back to full swivel. Quick. Easy. Less stress and strain. The Colson Ergonomic Advantage™.

NOTE: Foot Activated Swivel Lock is field installable but requires notches in caster fork yoke base at 90° intervals.

Series	Mounting Code	Field Install Model No.
4 Series Swivel Top Plate (1 1/2" tread width)*	MTG81	05213.66
4 Series Swivel Top Plate (2" tread width)*	MTG81	05213.66
4 Series Enforcer Kingpinless Swivel Top Plate*	MTG81	05213.66
4 Series Stainless Steel Swivel Top Plate*	MTG81	05213.67

\*4" x 4 1/2" Standard top plate only.



### DirtBan Swivel Seals

Keep dirt out and lube in for longer caster life.

Seals are recommended for applications where casters and equipment are exposed to regular washings such as hospitals, food processing plants, restaurants, meat packaging plants, laundries, bakeries and more. The seals keep dirt out of the swivel raceway and lubricant in. Colson polyurethane DirtBan seals help casters run smoother and last longer with very little drag on the

swivel action. They offer a high resistance to grease, oils, chemicals, detergents and water. To order on caster, specify "**SEAL**". To field install the seals, simply remove the caster wheel and place seals in the upper and lower raceway. No special tools are needed. The DirtBan swivel seals are available on 2 and 4 Series casters. To field install the seals, see chart.

Series	Kit Number
<b>2 Series Swivel</b>	52020.90
<b>4 Series Swivel Upper Raceway</b>	51000.77
<b>4 Series Swivel Lower Raceway</b>	51001.76



### 2 & 3 Series Dust Caps

Protects swivel raceway from harmful debris.

Keep dust and debris out of the raceway for smoother operation and longer service life. Dust caps are available on 2 and 3 Series

models only. To order the dust caps with a caster, specify "**DC1**". **Dust caps are not field installable.**



### Plastic & Metal Thread Guards

Designed to keep lint, thread and other soft materials out of bearings.

Certain industries and institutions find that excessive amounts of lint, thread and other soft materials have a tendency to work into caster wheel bearings. Wheel thread guards help overcome this problem. The thread guard does not revolve and thus forces thread to deposit away from the wheel bearing, not to mention it greatly improves the caster's appearance. Colson offers both plastic and metal thread guards.

Plastic thread guards are more flexible and will not rust or corrode making them ideal for wash down applications. Metal thread guards have a zinc plated finish on 1-3 Series wheels and a galvanized finish for 4-7 Series models to protect against corrosion. To order on a caster, specify "**TG1**" for metal and "**TG2**" for plastic thread guards. To check for availability on caster models consult factory. (see page 114)

## Delrin® Bearing

Delrin, a DuPont engineered plastic, is extremely durable under a wide range of temperature and humidity conditions, as well as is corrosion resistant. Wheels with the Delrin bearings are well suited for applications where brine conditions, steam cleaning, or where excessive water or liquids are present. One piece or two piece Delrin bearing models are available (shown with spanner bushing). To order, see page 112.



## Plain & Sleeve Bearing

Plain and sleeve bearings provide a metal sleeve inserted in a wheel to rest directly on the axle. This option is only recommended when rolling ease is less critical.



## Annular Ball Bearing

Annular ball bearings are precision type bearings with machined, hardened raceways. This bearing is for applications where maximum rolling ease and quiet operation are needed and best suited for light to medium duty loads. The bearing is pre-assembled, and the entire unit is mounted in the wheel.



## Bronze Bearing

The bronze bearing is durable under a wide range of temperature and humidity conditions and is corrosion resistant. It is highly recommended for high heat or wet applications (shown with spanner bushing). To order, see page 112.



## Precision Sealed Ball Bearing

Recommended for maximum rolling ease with no maintenance lubrication required, this quiet operating bearing is for medium duty to heavy duty loads. This bearing is available on all Endura Solid Elastomer and 2" tread width non conductive Performa Rubber wheels and is standard on all Triumph wheels. Now available for Performa hand truck wheels! To order, see page 112.



## Roller Bearing

The roller bearing is capable of carrying a greater load than the same size diameter ball bearing. It has a split outer race shell into which the roller assembly is inserted. Standard Colson roller assembly features hardened steel rollers enclosed in a thermoplastic case on 1-1/2" and 2" tread width wheels. Metal cage roller bearings are available (Specify WB29) and are standard on wheels with tread widths of 2-1/2" and larger. Combination seal/thrust retainer washers protect the bearing from dirt, water, and chemicals. They also help absorb thrust friction (Note: roller bearing must be used with hardened spanner bushing or hardened shaft). To order, see page 112.



## Pedestal Precision Ball Bearing

This bearing is perfect when excellent rolling ease and quiet operation are required for your application. There is no maintenance grease required. The integrated spanner bushing makes installation easy. Now available in stainless steel, too! To order, see page 112.



*Stainless Steel Model*

## Torrington-Style Roller Bearing

Colson's Torrington-style caged drawn cup bearings have a steel cage that provides inward retention of the needle rollers. This design provides maximum cage strength consistent with long service life. This bearing is available on 2" tread width wheels only. (Note: Must be used with hardened spanner bushing or hardened shaft.) To order, see page 112.



# 1

# Series

- Wood Furniture Stem
- Capacity up to 75 lbs each

www.colsoncaster.com

## Standard Features

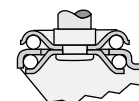
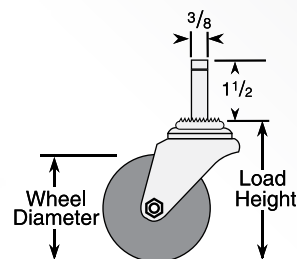
- Zinc plated finish is attractive and durable
- Full double ball hardened raceways for better performance and greater durability
- $5/16"$  shouldered axle with  $1/4"$  nut
- "Colson 45" multi-temp grease lubricates in extreme hot and cold temperatures

## Standard Mounting

- For use on wood furniture that can accept a  $3/8"$  diameter hole approximately  $1 5/8"$  deep
- Stem size:  $5/16"$  diameter x  $1 1/2"$  long
- Standard No.20 pressed steel adapter (Part #50011) with toothed base is supplied



## Standard Dimensions



Swivel Cross Section

Fork Leg Spacing  $1 5/32"$

## Colson 1 Series Casters • Wood Furniture Stem • Capacity to 75 lbs

Wheel Dia.	Tread Width	Capacity Each (Pounds)	Wheel Descriptions	Wheel Bearing	Stem Caster Models	Load Height	Swivel Radius	Weight (Pounds)
$1 5/8"$	$7/8"$	60	Performa Rubber	Delrin	1.01652.441	$2 1/2"$	$1 3/4"$	$1/2"$
		75	Polyolefin	Delrin	1.01652.52	$2 1/2"$	$1 3/4"$	$1/2"$
2"	$7/8"$	75	Performa Rubber	Delrin	1.02252.441	$2 11/16"$	$1 15/16"$	$1/2"$
			Polyolefin	Delrin	1.02252.52	$2 11/16"$	$1 15/16"$	$1/2"$
			Cushion Rubber	Ball	1.02252.45	$2 11/16"$	$1 15/16"$	$1/2"$
			Hard Rubber	Ball	1.02252.55	$2 11/16"$	$1 15/16"$	$1/2"$
3"	$7/8"$	75	Performa Rubber	Delrin	1.03052.441	$3 13/16"$	$2 9/16"$	$3/4"$
			Polyurethane HI-TECH	Delrin	1.03052.91	$3 13/16"$	$2 9/16"$	$3/4"$
			Polyolefin	Delrin	1.03052.53	$3 13/16"$	$2 9/16"$	$3/4"$

## Caster Brake



**Side Lock**  
(See page 14) Available on all 3" models. Field installable (Specify **BRK3**).

## Wheel Option

**Thread Guards**  
(See page 114) Available on some models. Brake & NSF options cannot be used with thread guards (Specify **TG1** for metal or **TG2** for plastic).

## Fork Option



**NSF Listed**  
(See page 3) All models except thread guards (Specify **FS1**).

## Wheel Selection



# 1 Series

- Expanding Stem Adapter
- Capacity up to 145 lbs each

www.colsoncaster.com

## Standard Features

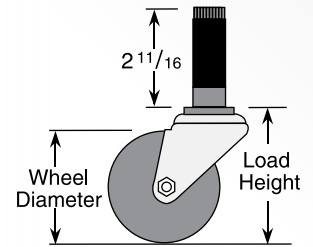
- Zinc plated finish is attractive and durable
- Full double ball hardened raceways for better performance and greater durability
- 5/16" shouldered axle with 1/4" nut
- "Colson 45" multi-temp grease lubricates in extreme hot and cold temperatures

## Standard Mounting

- Turning of octagon on upper raceway expands rubber adapter inside of round or square tubing for a tight, permanent fit
- To order, select caster model number and specify stem adapter size by code number from mounting options chart at bottom right



## Standard Dimensions



Swivel Cross Section  
Fork Leg Spacing 1 5/32"

## Colson 1 Series Casters • Expanding Stem Adapter • Capacity to 145 lbs each

Wheel Dia.	Tread Width	Capacity Each (Pounds)	Wheel Descriptions	Wheel Bearing	Stem Caster Models	Load Height	Swivel Radius	Weight (Pounds)
3"	7/8"	100	Polyurethane HI-TECH	Delrin	1.03367.91	3 7/8	2 13/16	1 1/4
		125	Performa Rubber	Delrin	1.03367.441	3 7/8	2 13/16	1 1/4
			Polyolefin	Delrin	1.03367.53	3 7/8	2 13/16	1 1/4
4"	7/8"	125	Polyurethane HI-TECH	Delrin	1.04367.91	4 7/8	3 7/16	1 1/2
		135	Performa Rubber	Delrin	1.04367.441	4 7/8	3 7/16	1 1/2
			Polyolefin	Delrin	1.04367.53	4 7/8	3 7/16	1 1/2
5"	7/8"	140	Polyurethane HI-TECH	Delrin	1.05367.91	5 7/8	4 1/16	1 3/4
		145	Performa Rubber	Delrin	1.05367.441	5 7/8	4 1/16	1 3/4
			Polyolefin	Delrin	1.05367.53	5 7/8	4 1/16	1 3/4

Note: Expanding adapter temperature rating is at 180°F.

## Caster Brake



**Side Lock** (See page 14)  
Available on all models. Field installable (Specify **BRK3**).

## Fork Option




**NSF Listed**  
(See page 3) All models except thread guards (Specify **FSI**).

## Wheel Option

**Thread Guards**  
(See page 114) Available on some models. Brake & NSF options cannot be used with thread guards (Specify **TG1** for metal or **TG2** for plastic).

## Wheel Selection



## Mounting Options

(See page 115)

Inside Diameter of Tube	Mounting Code Numbers	
	Round Tubing	Square Tubing
3/4" - 1 3/16"	MTG40	-
7/8" - 1 5/16"	MTG41	MTG51
1" - 1 1/16"	MTG42	MTG52
1 1/8" - 1 3/16"	MTG43	MTG53
1 1/4" - 1 5/16"	MTG44	MTG54
1 3/8" - 1 7/16"	MTG45	MTG55
1 1/2" - 1 9/16"	MTG46	-
1 5/8" - 1 11/16"	MTG47	-

Stems are 2 1/16" long. Stem size less adapter: 1/2" - 13UNC x 2 11/16"

1 Series

# 1

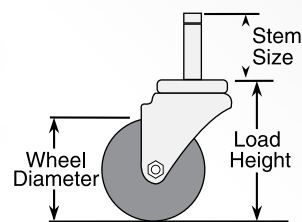
# Series

- Grip Ring Stem
- Capacity up to 75 lbs each

www.colsoncaster.com



### Standard Dimensions



Swivel Cross Section

Fork Leg Spacing 1<sup>5</sup>/<sub>32</sub>"

### Standard Features

- Zinc plated finish is attractive and durable
- Full double ball hardened raceways for better performance and greater durability
- 5/16" shouldered axle with 1/4" nut
- "Colson 45" multi-temp grease lubricates in extreme hot and cold temperatures

### Standard Mounting

- Spring grip on top of stem holds caster firmly in place
- **MTG52:** 7/16" x 1 29/32" long **with** grip ring

### Colson 1 Series Casters • Grip Ring Stem • Capacity to 75 lbs each

Wheel Dia.	Tread Width	Capacity Each (Pounds)	Wheel Descriptions	Wheel Bearing	Stem Caster Models	Load Height	Swivel Radius	Weight (Pounds)
1 <sup>5</sup> / <sub>8</sub> "	7/8"	60	Performa Rubber	Delrin	1.01651.441	2 <sup>1</sup> / <sub>2</sub>	1 <sup>3</sup> / <sub>4</sub>	1/2
		75	Polyolefin	Delrin	1.01651.52	2 <sup>1</sup> / <sub>2</sub>	1 <sup>3</sup> / <sub>4</sub>	1/2
2"	7/8"	75	Performa Rubber	Delrin	1.02251.441	2 <sup>11</sup> / <sub>16</sub>	1 <sup>15</sup> / <sub>16</sub>	1/2
			Polyolefin	Delrin	1.02251.52	2 <sup>11</sup> / <sub>16</sub>	1 <sup>15</sup> / <sub>16</sub>	1/2
			Cushion Rubber	Ball	1.02251.45	2 <sup>11</sup> / <sub>16</sub>	1 <sup>15</sup> / <sub>16</sub>	5/8
			Hard Rubber	Ball	1.02251.55	2 <sup>11</sup> / <sub>16</sub>	1 <sup>15</sup> / <sub>16</sub>	5/8
3"	7/8"	75	Performa Rubber	Delrin	1.03051.441	3 <sup>13</sup> / <sub>16</sub>	2 <sup>9</sup> / <sub>16</sub>	3/4
			Polyurethane HI-TECH	Delrin	1.03051.91	3 <sup>13</sup> / <sub>16</sub>	2 <sup>9</sup> / <sub>16</sub>	3/4
			Polyolefin	Delrin	1.03051.53	3 <sup>13</sup> / <sub>16</sub>	2 <sup>9</sup> / <sub>16</sub>	3/4

### Caster Brake



**Side Lock**  
(See page 14) Available on all 3" models. Field installable (Specify **BRK3**).

### Wheel Option

**Thread Guards**  
(See page 114) Available on some models. Brake & NSF options cannot be used with thread guards (Specify **TG1** for metal or **TG2** for plastic).

### Mounting Options

**MTG1:** 3/8" x 1 9/16" long  
**MTG2:** 7/16" x 1 9/16" long  
**MTG50:** 7/16" x 1" long  
**MTG51:** 7/16" x 1 29/32" long **less** grip ring

### Fork Option



**NSF Listed**  
(See page 3) All models except thread guards (Specify **FS1**).

### Wheel Selection



# 1 Series

- Grip Ring Stem
- Capacity up to 145 lbs each

www.colsoncaster.com

## Standard Features

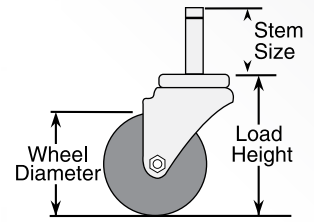
- Zinc plated finish is attractive and durable
- Full double ball hardened raceways for better performance and greater durability
- $5/16$ " shouldered axle with  $1/4$ " nut
- "Colson 45" multi-temp grease lubricates in extreme hot and cold temperatures

## Standard Mounting

- Spring grip on top of stem holds caster firmly in place
- **MTG52:**  $7/16$ " x  $1\ 29/32$ " long with grip ring



## Standard Dimensions



Swivel Cross Section  
Fork Leg Spacing  $1\ 5/32$ "

## Colson 1 Series Casters • Grip Ring Stem • Capacity to 145 lbs each

Wheel Dia.	Tread Width	Capacity Each (Pounds)	Wheel Descriptions	Wheel Bearing	Stem Caster Models	Load Height	Swivel Radius	Weight (Pounds)
3"	$7/8$ "	100	Polyurethane HI-TECH	Delrin	1.03351.91	$3\ 3/4$	$2\ 13/16$	1
		125	Performa Rubber	Delrin	1.03351.441	$3\ 3/4$	$2\ 13/16$	$1\ 1/8$
			Polyolefin	Delrin	1.03351.53	$3\ 3/4$	$2\ 13/16$	$1\ 1/8$
4"	$7/8$ "	125	Polyurethane HI-TECH	Delrin	1.04351.91	$4\ 3/4$	$3\ 7/16$	$1\ 1/8$
		135	Performa Rubber	Delrin	1.04351.441	$4\ 3/4$	$3\ 7/16$	$1\ 3/8$
			Polyolefin	Delrin	1.04351.53	$4\ 3/4$	$3\ 7/16$	$1\ 3/8$
5"	$7/8$ "	140	Polyurethane HI-TECH	Delrin	1.05351.91	$5\ 3/4$	$4\ 1/16$	$1\ 1/4$
		145	Performa Rubber	Delrin	1.05351.441	$5\ 3/4$	$4\ 1/16$	$1\ 5/8$
			Polyolefin	Delrin	1.05351.53	$5\ 3/4$	$4\ 1/16$	$1\ 1/8$

## Caster Brake



**Side Lock** (See page 14)  
Available on all models. Field installable (Specify **BRK3**).

## Fork Option



**NSF Listed**  
(See page 3) All models except thread guards (Specify **FS1**).


## Wheel Option

**Thread Guards**  
(See page 114) Available on some models. Brake & NSF options cannot be used with thread guards (Specify **TG1** for metal or **TG2** for plastic).

## Mounting Options

**MTG2:**  $7/16$ " x  $1\ 1/2$ " long  
**MTG51:**  $7/16$ " x  $1\ 29/32$ " long less grip ring

## Wheel Selection



## Plastic Adapters

Snap easily in place to reduce distortion and damage to furniture and equipment tubing.

Plastic adapters are non-conductive. First specify **MTG51:** ( $7/16$ " x  $1\ 29/32$ " less grip ring, then specify plastic adapter code from below.

**MTG53:** (No. 50810): Fits  $7/8$ " x 18 ga. wall round tubing or any I.D. from  $3/4$ " to  $51/64$ ".

**MTG55:** (No. 50865): Fits 1" x 14 ga. wall round tubing or any I.D. from  $53/64$ " to  $55/64$ ".

**MTG56:** (No. 50916): Fits 1" x 16 ga. wall round tubing or any I.D. from  $57/64$ " to  $29/32$ ".



1 Series

# 1

# Series

- Straight Thread Stem
- Capacity up to 75 lbs each

www.colsoncaster.com

## Standard Features

- Zinc plated finish is attractive and durable
- Full double ball hardened raceways for better performance and greater durability
- $\frac{5}{16}$ " shouldered axle with  $\frac{1}{4}$ " nut
- "Colson 45" multi-temp grease lubricates in extreme hot and cold temperatures

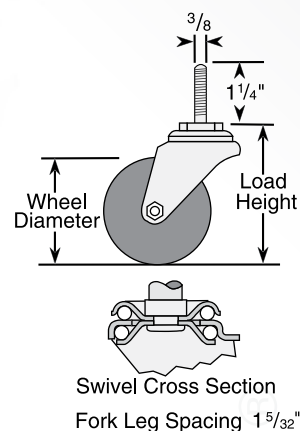
## Standard Mounting

- MTG55:  $\frac{3}{8}$ " diameter- 16UNC x 1  $\frac{1}{4}$ " long threaded 1  $\frac{1}{8}$ "

**IMPORTANT:** If caster stem is to be screwed into customer equipment, the customer must add a washer to the stem that will cover the incomplete threads and support the upper race. The stem shoulder must fit tightly against the customer equipment.



## Standard Dimensions



## Colson 1 Series Casters • Straight Thread Stem • Capacity to 75 lbs each

Wheel Dia.	Tread Width	Capacity Each (Pounds)	Wheel Descriptions	Wheel Bearing	Stem Caster Models	Load Height	Swivel Radius	Weight (Pounds)
1 $\frac{5}{8}$ "	7/8"	60	Performa Rubber	Delrin	1.01654.441	2 $\frac{1}{2}$	1 $\frac{3}{4}$	3/8
		75	Polyolefin	Delrin	1.01654.52	2 $\frac{1}{2}$	1 $\frac{3}{4}$	3/8
2"	7/8"	75	Performa Rubber	Delrin	1.02254.441	2 $\frac{11}{16}$	1 $\frac{15}{16}$	3/8
			Polyolefin	Delrin	1.02254.52	2 $\frac{11}{16}$	1 $\frac{15}{16}$	3/8
			Cushion Rubber	Ball	1.02254.45	2 $\frac{11}{16}$	1 $\frac{15}{16}$	1/2
			Hard Rubber	Ball	1.02254.55	2 $\frac{11}{16}$	1 $\frac{15}{16}$	1/2
3"	7/8"	75	Performa Rubber	Delrin	1.03054.441	3 $\frac{13}{16}$	2 $\frac{9}{16}$	5/8
			Polyurethane HI-TECH	Delrin	1.03054.91	3 $\frac{13}{16}$	2 $\frac{9}{16}$	5/8
			Polyolefin	Delrin	1.03054.53	3 $\frac{13}{16}$	2 $\frac{9}{16}$	5/8

## Caster Brake



**Side Lock**  
(See page 14) Available on all 3" models. Field installable (Specify **BRK3**).

## Wheel Option

**Thread Guards**  
(See page 114) Available on some models. Brake & NSF options cannot be used with thread guards (Specify **TG1** for metal or **TG2** for plastic).

## Mounting Options

MTG51:  $\frac{3}{8}$ " diameter - 24NF x 1 $\frac{11}{16}$ " long

## Fork Option



**NSF Listed**  
(See page 3) All models except thread guards (Specify **FSI**).

## Wheel Selection



# 1 Series

- Straight Thread Stem
- Capacity up to 145 lbs each

www.colsoncaster.com

## Standard Features

- Zinc plated finish is attractive and durable
- Full double ball hardened raceways for better performance and greater durability
- 5/16" shouldered axle with 1/4" nut
- "Colson 45" multi-temp grease lubricates in extreme hot and cold temperatures

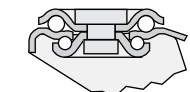
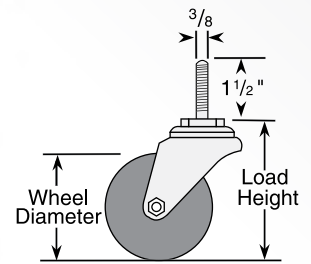
## Standard Mounting

- 3/8" diameter - 16UNC x 1 1/2" long threaded 1 3/8"

**IMPORTANT:** If caster stem is to be screwed into customer equipment, the customer must add a washer to the stem that will cover the incomplete threads and support the upper race. The stem shoulder must fit tightly against the customer equipment.



## Standard Dimensions



Swivel Cross Section  
Fork Leg Spacing 1 5/32"

## Colson 1 Series Casters • Straight Thread Stem • Capacity to 145 lbs each

Wheel Dia.	Tread Width	Capacity Each (Pounds)	Wheel Descriptions	Wheel Bearing	Stem Caster Models	Load Height	Swivel Radius	Weight (Pounds)
3"	7/8"	100	Polyurethane HI-TECH	Delrin	1.03354.91	3 <sup>3</sup> / <sub>4</sub>	2 <sup>13</sup> / <sub>16</sub>	1 <sup>1</sup> / <sub>8</sub>
		125	Performa Rubber	Delrin	1.03354.441	3 <sup>3</sup> / <sub>4</sub>	2 <sup>13</sup> / <sub>16</sub>	1 <sup>1</sup> / <sub>8</sub>
			Polyolefin	Delrin	1.03354.53	3 <sup>3</sup> / <sub>4</sub>	2 <sup>13</sup> / <sub>16</sub>	1 <sup>1</sup> / <sub>8</sub>
4"	7/8"	125	Polyurethane HI-TECH	Delrin	1.04354.91	4 <sup>3</sup> / <sub>4</sub>	3 <sup>7</sup> / <sub>16</sub>	1 <sup>3</sup> / <sub>8</sub>
		135	Performa Rubber	Delrin	1.04354.441	4 <sup>3</sup> / <sub>4</sub>	3 <sup>7</sup> / <sub>16</sub>	1 <sup>3</sup> / <sub>8</sub>
			Polyolefin	Delrin	1.04354.53	4 <sup>3</sup> / <sub>4</sub>	3 <sup>7</sup> / <sub>16</sub>	1 <sup>3</sup> / <sub>8</sub>
5"	7/8"	140	Polyurethane HI-TECH	Delrin	1.05354.91	5 <sup>3</sup> / <sub>4</sub>	4 <sup>1</sup> / <sub>16</sub>	1 <sup>5</sup> / <sub>8</sub>
		145	Performa Rubber	Delrin	1.05354.441	5 <sup>3</sup> / <sub>4</sub>	4 <sup>1</sup> / <sub>16</sub>	1 <sup>5</sup> / <sub>8</sub>
			Polyolefin	Delrin	1.05354.53	5 <sup>3</sup> / <sub>4</sub>	4 <sup>1</sup> / <sub>16</sub>	1 <sup>5</sup> / <sub>8</sub>

## Caster Brake



**Side Lock** (See page 14)  
Available on all models. Field installable (Specify **BRK3**).

## Wheel Option


**Thread Guards**  
(See page 114) Available on some models. Brake & NSF options cannot be used with thread guards (Specify **TG1** for metal or **TG2** for plastic).

## Fork Option



**NSF Listed**  
(See page 3) All models except thread guards (Specify **FS1**).

## Wheel Selection



Colson 1 Series

# 1

# Series

- Square Stem
- Capacity up to 145 lbs each

## Standard Features

- Zinc plated finish is attractive and durable
- Full double ball hardened raceways for better performance and greater durability
- 5/16" shouldered axle with 1/4" nut
- "Colson 45" multi-temp grease lubricates in extreme hot and cold temperatures

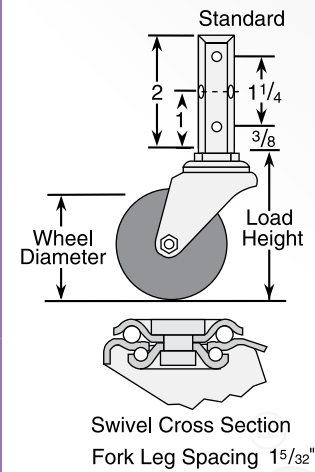
## Standard Mounting

- Designed for easy installation on the inside of angle iron legs or against flat surfaces
- Stems may be bolted or riveted against any flat vertical surface
- Standard Stem 2" long by 3/4" square with 3 mounting holes 17/64" diameter



www.colsoncaster.com

## Standard Dimensions



## Colson 1 Series Casters • Square Stem • Capacity to 145 lbs each

Wheel Dia.	Tread Width	Capacity Each (Pounds)	Wheel Descriptions	Wheel Bearing	Stem Caster Models	Load Height	Swivel Radius	Weight (Pounds)
3"	7/8"	100	Polyurethane HI-TECH	Delrin	1.03370.91	3 <sup>3</sup> / <sub>4</sub>	2 <sup>13</sup> / <sub>16</sub>	11/4
		125	Performa Rubber	Delrin	1.03370.441	3 <sup>3</sup> / <sub>4</sub>	2 <sup>13</sup> / <sub>16</sub>	11/4
			Polyolefin	Delrin	1.03370.53	3 <sup>3</sup> / <sub>4</sub>	2 <sup>13</sup> / <sub>16</sub>	11/4
4"	7/8"	125	Polyurethane HI-TECH	Delrin	1.04370.91	4 <sup>3</sup> / <sub>4</sub>	3 <sup>7</sup> / <sub>16</sub>	11/2
		135	Performa Rubber	Delrin	1.04370.441	4 <sup>3</sup> / <sub>4</sub>	3 <sup>7</sup> / <sub>16</sub>	11/2
			Polyolefin	Delrin	1.04370.53	4 <sup>3</sup> / <sub>4</sub>	3 <sup>7</sup> / <sub>16</sub>	11/2
5"	7/8"	140	Polyurethane HI-TECH	Delrin	1.05370.91	5 <sup>3</sup> / <sub>4</sub>	4 <sup>1</sup> / <sub>16</sub>	13/4
		145	Performa Rubber	Delrin	1.05370.441	5 <sup>3</sup> / <sub>4</sub>	4 <sup>1</sup> / <sub>16</sub>	13/4
			Polyolefin	Delrin	1.05370.53	5 <sup>3</sup> / <sub>4</sub>	4 <sup>1</sup> / <sub>16</sub>	13/4

## Caster Brake



**Side Lock**  
(See page 14) Available on all models. Field installable (Specify **BRK3**).

## Fork Option




**NSF Listed**  
(See page 3) All models except thread guards (Specify **FS1**).

## Wheel Option

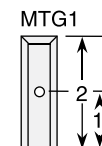
**Thread Guards**  
(See page 114) Available on some models. Brake & NSF options cannot be used with thread guards (Specify **TG1** for metal or **TG2** for plastic).

## Wheel Selection



## Mounting Options

**MTG1:** Optional Square Stem: 2" long x 7/8" square with 1 mounting hole 17/64" diameter.



# 1 Series

# Series

- Small Top Plate Swivel and Rigid
- Capacity up to 75 lbs each

www.colsoncaster.com

## Standard Features

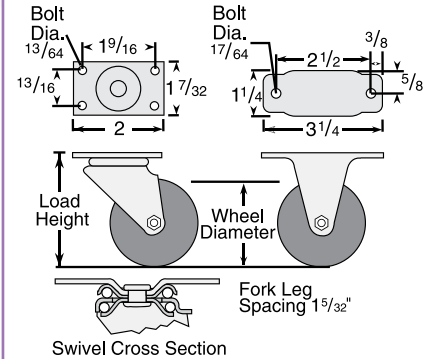
- Zinc plated finish is attractive and durable
- Full double ball hardened raceways for better performance and greater durability
- 5/16" shouldered axle with 1/4" nut
- "Colson 45" multi-temp grease lubricates in extreme hot and cold temperatures

## Standard Mounting

- Rigid caster mounting holes do not match swivel



## Standard Dimensions



## Colson 1 Series Casters • Small Top Plate Swivel and Rigid • Capacity to 75 lbs each

Wheel Dia.	Tread Width	Capacity Each (Pounds)	Wheel Descriptions	Wheel Bearing	Swivel Top Plate Caster Models	Rigid Top Plate Caster Models	Load Height	Swivel Radius	Weight (Pounds)
1 5/8"	7/8"	60	Perfoma Rubber	Delrin	1.01666.441	1.01610.441	2 9/16	1 3/4	3/8
		75	Polyolefin	Delrin	1.01666.52	1.01610.52	2 9/16	1 3/4	3/8
2"	7/8"	75	Perfoma Rubber	Delrin	1.02266.441	1.02210.441	2 3/4	1 15/16	1/2
			Polyolefin	Delrin	1.02266.52	1.02210.52	2 3/4	1 15/16	1/2
			Cushion Rubber	Ball	1.02266.45	1.02210.45	2 3/4	1 15/16	1/2
			Hard Rubber	Ball	1.02266.55	1.02210.55	2 3/4	1 15/16	1/2
3"	7/8"	75	Perfoma Rubber	Delrin	1.03066.441	—	3 7/8	2 9/16	3/4
			Polyurethane HI-TECH	Delrin	1.03066.91	—	3 7/8	2 9/16	3/4
			Polyolefin	Delrin	1.03066.53	—	3 7/8	2 9/16	3/4

## Caster Brake



**Side Lock** (See page 14)  
 Available on all 3" swivel models. Field installable (Specify **BRK3**).

## Wheel Option

**Thread Guards**  
 (See page 114) Available on some models. Brake & NSF options cannot be used with thread guards (Specify **TG1** for metal or **TG2** for plastic).

## Fork Option



**NSF Listed**  
 (See page 3) All models except thread guards (Specify **FSI**).

## Wheel Selection



Colson 1 Series

# 1

# Series

- Top Plate Swivel and Rigid
- Capacity up to 75 lbs each

www.colsoncaster.com



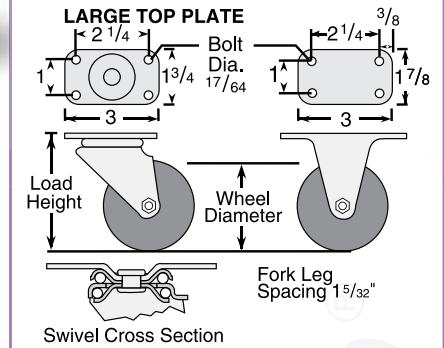
### Standard Features

- Zinc plated finish is attractive and durable
- Full double ball hardened raceways for better performance and greater durability
- 5/16" shouldered axle with 1/4" nut
- "Colson 45" multi-temp grease lubricates in extreme hot and cold temperatures

### Standard Mounting

- Rigid caster available with 3" diameter wheel only

### Standard Dimensions



### Colson 1 Series Casters • Top Plate Swivel and Rigid • Capacity to 75 lbs each

Wheel Dia.	Tread Width	Capacity Each (Pounds)	Wheel Descriptions	Wheel Bearing	Swivel Top Plate Caster Models	Rigid Top Plate Caster Models	Load Height	Swivel Radius	Weight (Pounds)
1 5/8"	7/8"	60	Performa Rubber	Delrin	1.01656.441	—	2 9/16	1 3/4	1/2
		75	Polyolefin	Delrin	1.01656.52	—	2 9/16	1 3/4	1/2
2"	7/8"	75	Performa Rubber	Delrin	1.02256.441	—	2 3/4	1 15/16	1/2
			Polyolefin	Delrin	1.02256.52	—	2 3/4	1 15/16	1/2
			Cushion Rubber	Ball	1.02256.45	—	2 3/4	1 15/16	5/8
			Hard Rubber	Ball	1.02256.55	—	2 3/4	1 15/16	5/8
3"	7/8"	75	Performa Rubber	Delrin	1.03056.441	1.03010.441	3 7/8	2 9/16	3/4
			Polyurethane HI-TECH	Delrin	1.03056.91	1.03010.91	3 7/8	2 9/16	3/4
			Polyolefin	Delrin	1.03056.53	1.03010.53	3 7/8	2 9/16	3/4

### Caster Brake



**Side Lock**  
(See page 14) Available on all 3" swivel models. Field installable (Specify **BRK3**).

### Fork Option



**NSF Listed**  
(See page 3) All models except thread guards (Specify **FSI**).

### Wheel Option

**Thread Guards**  
(See page 114) Available on some models. Brake & NSF options cannot be used with thread guards (Specify **TG1** for metal or **TG2** for plastic).

### Wheel Selection



# 1 Series

- Large Top Plate Swivel and Rigid
- Capacity up to 145 lbs each

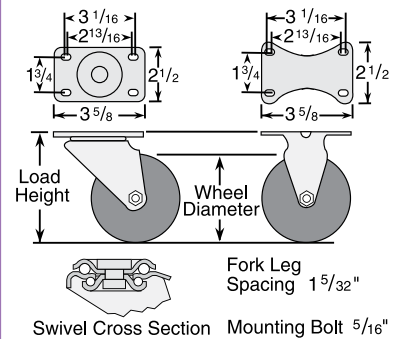
www.colsoncaster.com

## Standard Features

- Zinc plated finish is attractive and durable
- Full double ball hardened raceways for better performance and greater durability
- $\frac{5}{16}$ " shouldered axle with  $\frac{1}{4}$ " nut
- .090" steel top plate
- "Colson 45" multi-temp grease lubricates in extreme hot and cold temperatures



## Standard Dimensions



## Colson 1 Series Casters • Large Top Plate Swivel and Rigid • Capacity to 145 lbs each

Wheel Dia.	Tread Width	Capacity Each (Pounds)	Wheel Descriptions	Wheel Bearing	Swivel Top Plate Caster Models	Rigid Top Plate Caster Models	Load Height	Swivel Radius	Weight (Pounds)
3"	$\frac{7}{8}$ "	100	Polyurethane HI-TECH	Delrin	1.03356.91	1.03008.91	$3\frac{3}{4}$	$2\frac{13}{16}$	$1\frac{1}{4}$
		125	Perma Rubber	Delrin	1.03356.441	1.03008.441	$3\frac{3}{4}$	$2\frac{13}{16}$	$1\frac{1}{4}$
			Polyolefin	Delrin	1.03356.53	1.03008.53	$3\frac{3}{4}$	$2\frac{13}{16}$	$1\frac{1}{4}$
4"	$\frac{7}{8}$ "	125	Polyurethane HI-TECH	Delrin	1.04356.91	1.04008.91	$4\frac{3}{4}$	$3\frac{7}{16}$	$1\frac{1}{2}$
		135	Perma Rubber	Delrin	1.04356.441	1.04008.441	$4\frac{3}{4}$	$3\frac{7}{16}$	$1\frac{1}{2}$
			Polyolefin	Delrin	1.04356.53	1.04008.53	$4\frac{3}{4}$	$3\frac{7}{16}$	$1\frac{1}{2}$
5"	$\frac{7}{8}$ "	140	Polyurethane HI-TECH	Delrin	1.05356.91	1.05008.91	$5\frac{3}{4}$	$4\frac{1}{16}$	$1\frac{3}{4}$
		145	Perma Rubber	Delrin	1.05356.441	1.05008.441	$5\frac{3}{4}$	$4\frac{1}{16}$	$1\frac{3}{4}$
			Polyolefin	Delrin	1.05356.53	1.05008.53	$5\frac{3}{4}$	$4\frac{1}{16}$	$1\frac{3}{4}$

## Caster Brake



**Side Lock**  
(See page 14) Available on all swivel models. Field installable (Specify **BRK3**).

## Fork Option




**NSF Listed**  
(See page 3) All models except thread guards (Specify **FSI**).

## Wheel Option

**Thread Guards**  
(See page 114) Available on some models. Brake & NSF options cannot be used with thread guards (Specify **TG1** for metal or **TG2** for plastic).

## Wheel Selection





# Light Duty Casters Series

- Top Plate Swivel and Rigid
- Threaded Stem
- Grip Ring Stem
- Capacity up to 150 lbs each

[www.colsoncaster.com](http://www.colsoncaster.com)

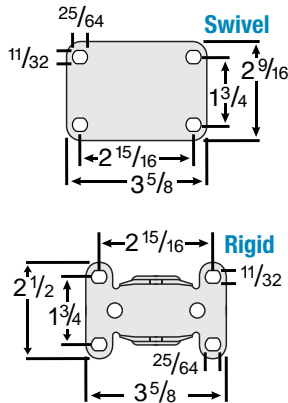


## Standard Features

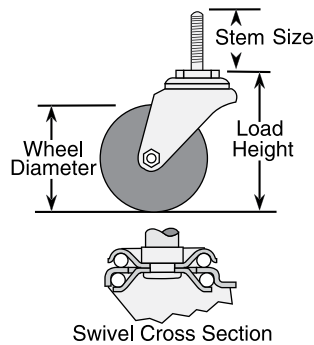
- Zinc plated finish is attractive and durable
- Full double ball hardened raceways for better performance and greater durability
- Standard models feature riveted axle; brake models feature nut and bolt
- All models NSF approved and RoHS compliant

## Standard Dimensions

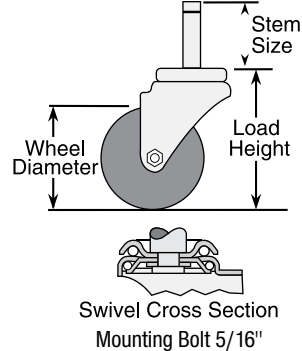
### Top Plate (LTP)



### Threaded Stem (LTS)



### Grip Ring Stem (LGR)



## Caster Brake



**Side Lock**  
(See page 14) Available on LTS and LGR casters for 2" models only. Brake is not field installable. To order with caster, add "001" to the end of the part number (Example: LGR0251242**001**).



**Top Lock**  
(See page 14) Available on 3", 4", and 5" models for all L Series products—LTP (Swivel Only), LGS and LGR casters. Brake is not field installable. To order with caster, add "001" to the end of the part number (Example: LGR3351242**001**).

## Fork Option



**NSF Listed**  
(See page 3) All models NSF approved.

## Wheel Selection

Polyolefin

TPR





**Colson L Series LTP Casters • Top Plate Swivel and Rigid • Capacity to 150 lbs**

Wheel Dia.	Tread Width	Capacity Each (Pounds)	Wheel Descriptions	Wheel Bearing	Swivel Top Plate Models	Rigid Top Plate Models	Load Height	Swivel Radius	Weight (Pounds)
3"	13/16"	90	TPR	Plain	LTP3356142	LTP3308142	3 3/4	2 3/4	3/4
		110	Polyolefin	Plain	LTP3356152	LTP3308152	3 3/4	2 3/4	3/4
4"	15/16"	115	TPR	Plain	LTP0456142	LTP0408142	4 13/16	3 5/16	1
		140	Polyolefin	Plain	LTP0456152	LTP0408152	4 13/16	3 5/16	1
5"	15/16"	125	TPR	Plain	LTP0556142	LTP0508142	5 13/16	3 5/16	1 1/4
		150	Polyolefin	Plain	LTP0556152	LTP0508152	5 13/16	3 5/16	1 1/4



**Colson L Series LTS Casters • Threaded Stem • Capacity to 150 lbs**

Wheel Dia.	Tread Width	Capacity Each (Pounds)	Wheel Descriptions	Wheel Bearing	Threaded Stem Caster Models	Load Height	Swivel Radius	Weight (Pounds)	Stem Size
2"	3/4"	80	TPR	Plain	LTS0254542	2 17/32	1 13/16	1/4	3/8" dia. 16NC x 1 1/2" long
3"	13/16"	90	TPR	Plain	LTS3354542	3 1/2	2 19/32	3/4	3/8" dia. 16NC x 1 1/2" long
		110	Polyolefin	Plain	LTS3354552	3 1/2	2 19/32	3/4	
4"	15/16"	115	TPR	Plain	LTS0454342	4 11/16	3 9/32	1	1/2" dia. 13NC x 1 1/2" long
		140	Polyolefin	Plain	LTS0454352	4 11/16	3 9/32	1	
5"	15/16"	125	TPR	Plain	LTS0554342	5 23/32	3 3/4	1 1/4	1/2" dia. 13NC x 1 1/2" long
		150	Polyolefin	Plain	LTS0554352	5 23/32	3 3/4	1 1/4	



**Colson L Series LGR Casters • Grip Ring • Capacity to 150 lbs**

Wheel Dia.	Tread Width	Capacity Each (Pounds)	Wheel Descriptions	Wheel Bearing	Grip Ring Stem Caster Models	Load Height	Swivel Radius	Weight (Pounds)	Stem Size
2"	3/4"	80	TPR	Plain	LGR0251242	2 17/32	1 13/16	1/4	7/16" dia. x 1 3/8" long
3"	13/16"	90	TPR	Plain	LGR3351242	3 1/2	2 19/32	3/4	7/16" dia. x 1 3/8" long
		110	Polyolefin	Plain	LGR3351252	3 1/2	2 19/32	3/4	
4"	15/16"	115	TPR	Plain	LGR0451342	4 5/8	3 9/32	1	7/16" dia. x 1 17/32" long
		140	Polyolefin	Plain	LGR0451352	4 5/8	3 9/32	1	
5"	15/16"	125	TPR	Plain	LGR0551342	5 5/8	3 3/4	1 1/4	7/16" dia. x 1 17/32" long
		150	Polyolefin	Plain	LGR0551352	5 5/8	3 3/4	1 1/4	

# 2

# Series

- Pipe Thread Stem
- Capacity up to 325 lbs each

## Standard Features

- Zinc plated finish is attractive and durable
- Full double ball hardened raceways for better performance and greater durability
- $\frac{3}{8}$ " hollow axle with lock nut
- Grease holes on wheel bearing for greater convenience
- "Colson 45" multi-temp grease lubricates in extreme hot and cold temperatures

## Standard Mounting

- Fits Standard  $\frac{3}{4}$ " Pipe Coupling
- The actual diameter of the threaded stem is approximately  $1 \frac{1}{16}$ "
- The pipe thread stem screws directly into a standard pipe coupling for a rigid and permanent fit with full swivel action

## Easy Installation

- The  $\frac{7}{16}$ " hex nut beneath the lower raceway makes it fast and easy to install these casters on a wide variety of equipment

## Caster Brake



**Top Lock**  
(See page 15) Available on all models with solid axle only. Field installable (Specify **BRK1**).



**Total Lock**  
(See page 14) Locks wheel and swivel simultaneously. Fits 3  $\frac{1}{2}$ ", 4" and 5" models. Field installable (Specify **BRK5**).

## Fork Option



**NSF Listed**  
(See page 3) All models except thread guards (Specify **FS1**).

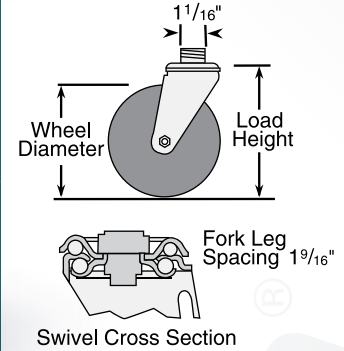
**Dust Cap**  
(See page 20) Specify **DC1**.

**Axle/Nut Options**  
**AX1** Zerk Axle (not available with top lock brake)  
**AX2** Solid Axle  
**NT1** Thick Lock Nut

www.colsoncaster.com




## Standard Dimensions



## Wheel Option

**Thread Guards**  
(See page 114) Available on many models (Specify **TG1** for metal or **TG2** for plastic).

## Wheel Selection



**Colson 2 Series Casters • Pipe Thread Stem • Capacity to 325 lbs**

Wheel Dia.	Tread Width	Capacity Each (Pounds)	Wheel Descriptions	Wheel Bearing	Stem Caster Models	Load Height	Swivel Radius	Weight (Pounds)
2 1/2"	1 1/4"	125	Performa Rubber (Conductive/Flat)	Ball	2.02253.445 COND	4	2 13/32	1 3/4
		140	Performa Rubber (Flat)	Delrin	2.02253.441	4	2 13/32	1 3/4
			Performa Rubber (Flat)	Ball	2.02253.445	4	2 13/32	1 3/4
		200	Polyolefin	Delrin	2.02253.53	4	2 13/32	1 3/4
			Polyolefin	Ball	2.02253.55	4	2 13/32	1 3/4
		250	Polyurethane HI-TECH	Delrin	2.02253.91	4	2 13/32	1 1/2
	Polyurethane HI-TECH		Ball	2.02253.95	4	2 13/32	1 1/2	
300	Cast Iron	Sleeve	2.02253.12	4	2 13/32	2 1/8		
1 7/16"	300	Phenolic	Roller	2.02253.319	4	2 13/32	1 3/4	
3"	1 1/4"	150	Rubber HI-TECH	Plain	2.03353.42	4 1/4	2 21/32	2
		200	Polyurethane HI-TECH	Plain	2.03353.92	4 1/4	2 21/32	2
			Polyolefin	Delrin	2.03353.52	4 1/4	2 21/32	2
	1 15/32"	300	Phenolic	Roller	2.03353.309	4 1/4	2 21/32	2 3/4
3 1/2"	1 5/16"	210	Performa Rubber (Conductive/Round)	Ball	2.03253.565 COND	4 13/16	2 29/32	2 1/4
			Performa Rubber (Round)	Delrin	2.03253.561	4 13/16	2 29/32	2 1/4
			Performa Rubber (Round)	Ball	2.03253.565	4 13/16	2 29/32	2 1/4
	1 1/4"	225	Performa Rubber (Conductive/Flat)	Ball	2.03253.445 COND	4 13/16	2 29/32	2 1/4
			Polyolefin	Delrin	2.03253.53	4 13/16	2 29/32	2 1/8
			Polyolefin	Ball	2.03253.55	4 13/16	2 29/32	2 1/8
		250	Performa Rubber (Flat)	Delrin	2.03253.441	4 13/16	2 29/32	2 1/8
			Performa Rubber (Flat)	Ball	2.03253.445	4 13/16	2 29/32	2 1/8
			Polyurethane HI-TECH	Delrin	2.03253.91	4 13/16	2 29/32	1 3/4
		300	Polyurethane HI-TECH	Ball	2.03253.95	4 13/16	2 29/32	1 3/4
			Thermo	Plain	2.03253.52 HT	4 13/16	2 29/32	3 1/8
			Cast Iron	Sleeve	2.03253.12	4 13/16	2 29/32	3
4"	1 1/4"	250	ThermoTech	Teflon	2.04253.613 H	5 1/4	3 7/32	3
			Performa Rubber (Conductive/Flat)	Ball	2.04253.445 COND	5 1/4	3 7/32	2 1/4
		275	Polyolefin	Delrin	2.04253.53	5 1/4	3 7/32	2 1/4
			Polyolefin	Ball	2.04253.55	5 1/4	3 7/32	2 1/4
			Polyurethane HI-TECH	Delrin	2.04253.91	5 1/4	3 7/32	2
			Polyurethane HI-TECH	Ball	2.04253.95	5 1/4	3 7/32	2
	300	Performa Rubber (Flat)	Delrin	2.04253.441	5 1/4	3 7/32	2 1/4	
		Performa Rubber (Flat)	Ball	2.04253.445	5 1/4	3 7/32	2 1/4	
		Thermo	Plain	2.04253.52 HT	5 1/4	3 7/32	3 1/4	
		Cast Iron	Sleeve	2.04253.12	5 1/4	3 7/32	3 1/2	
5"	1 1/4"	250	ThermoTech	Teflon	2.05253.613 H	6 5/16	3 13/16	3
			Performa Rubber (Conductive/Flat)	Ball	2.05253.445 COND	6 5/16	3 13/16	3
	1 5/16"	250	Performa Rubber (Conductive/Round)	Ball	2.05253.565 COND	6 5/16	3 13/16	3
			Performa Rubber (Round)	Delrin	2.05253.561	6 5/16	3 13/16	3
	1 1/4"	300	Performa Rubber (Round)	Ball	2.05253.565	6 5/16	3 13/16	3
			Polyolefin	Delrin	2.05253.53	6 5/16	3 13/16	2 3/4
			Polyolefin	Ball	2.05253.55	6 5/16	3 13/16	2 3/4
		300	Polyurethane HI-TECH	Delrin	2.05253.91	6 5/16	3 13/16	2 1/2
			Polyurethane HI-TECH	Ball	2.05253.95	6 5/16	3 13/16	2 1/2
			Cast Iron	Sleeve	2.05253.12	6 5/16	3 13/16	3 3/4
		325	Performa Rubber (Flat)	Delrin	2.05253.441	6 5/16	3 13/16	2 3/4
			Performa Rubber (Flat)	Ball	2.05253.445	6 5/16	3 13/16	2 3/4
			Thermo	Plain	2.05253.52 HT	6 5/16	3 13/16	3 3/4

**2 Series**

# 2 Series

- Expanding Adapter Stem
- Capacity up to 325 lbs each

www.colsoncaster.com



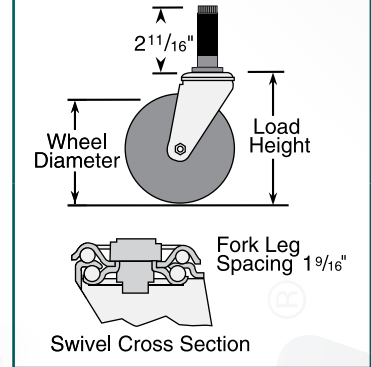
## Standard Features

- Zinc plated finish is attractive and durable
- Full double ball hardened raceways for better performance and greater durability
- $\frac{3}{8}$ " hollow axle with lock nut
- Grease holes on wheel bearing for greater convenience
- "Colson 45" multi-temp grease lubricates in extreme hot and cold temperatures

## Standard Mounting

- Turning of hex nut beneath lower raceway expands rubber adapter inside of round or square tubing for a tight, permanent fit
- To order, select caster model number and specify stem adapter size by code number from mounting option chart below

## Standard Dimensions



## Caster Brake



**Top Lock**  
(See page 15) Available on all swivel models with solid axle only. Field installable (Specify **BRK1**).



**Total Lock**  
(See page 14) Locks wheel and swivel simultaneously. Fits  $3\frac{1}{2}$ ", 4" and 5" swivel models. Field installable (Specify **BRK5**).

## Fork Option



**NSF Listed**  
(See page 3) All models except thread guards and cast iron wheels (Specify **FSI**).

**Swivel Dust Cap**  
(See page 20) Specify **DC1**.

**Axle/Nut Options**  
**AX1** Zerk Axle  
**AX2** Solid Axle  
**NT1** Thick Lock Nut (not available with top lock brake)

## Mounting Options

(See page 115)

Inside Diameter of Tube	Mounting Code Numbers	
	Round Tubing	Square Tubing
$\frac{3}{4}$ " - $\frac{13}{16}$ "	MTG40	-
$\frac{7}{8}$ " - $\frac{15}{16}$ "	MTG41	MTG51
1" - $1\frac{1}{16}$ "	MTG42	MTG52
$1\frac{1}{8}$ " - $\frac{13}{16}$ "	MTG43	MTG53
$1\frac{1}{4}$ " - $\frac{15}{16}$ "	MTG44	MTG54
$\frac{13}{8}$ " - $1\frac{7}{16}$ "	MTG45	MTG55
$1\frac{1}{2}$ " - $1\frac{9}{16}$ "	MTG46	-
$1\frac{5}{8}$ " - $1\frac{11}{16}$ "	MTG47	-

Stems are  $2\frac{11}{16}$ " long. Stem size less adapter:  $\frac{1}{2}$ "- 13UNC x  $2\frac{11}{16}$ "

## Wheel Option

**Thread Guards**  
(See page 114) Available on many models. Specify **TG1** for metal or **TG2** for plastic.

## Wheel Selection



**Colson 2 Series Casters • Expanding Adapter Stem • Capacity to 325 lbs**

Wheel Dia.	Tread Width	Capacity Each (Pounds)	Wheel Descriptions	Wheel Bearing	Stem Caster Models	Load Height	Swivel Radius	Weight (Pounds)
2 1/2"	1 1/4"	140	Performa Rubber (Flat)	Delrin	2.02267.441	4	2 13/32	1 3/4
			Performa Rubber (Flat)	Ball	2.02267.445	4	2 13/32	1 3/4
		200	Polyolefin	Delrin	2.02267.53	4	2 13/32	1 3/4
			Polyolefin	Ball	2.02267.55	4	2 13/32	1 3/4
		250	Polyurethane HI-TECH	Delrin	2.02267.91	4	2 13/32	1 1/2
			Polyurethane HI-TECH	Ball	2.02267.95	4	2 13/32	1 1/2
	300	Cast Iron	Sleeve	2.02267.12	4	2 13/32	2 1/8	
1 7/16"	300	Phenolic	Roller	2.02267.319	4	2 13/32	1 3/4	
3"	1 1/4"	150	Rubber HI-TECH	Plain	2.03367.42	4 1/4	2 21/32	2
		200	Polyurethane HI-TECH	Plain	2.03367.92	4 1/4	2 21/32	2
			Polyolefin	Delrin	2.03367.52	4 1/4	2 21/32	2
	1 15/32"	300	Phenolic	Roller	2.03367.309	4 1/4	2 21/32	2 3/4
3 1/2"	1 5/16"	210	Performa Rubber (Round)	Delrin	2.03267.561	4 9/16	2 29/32	2 1/4
			Performa Rubber (Round)	Ball	2.03267.565	4 9/16	2 29/32	2 1/4
	1 1/4"	230	Polyolefin	Delrin	2.03267.53	4 9/16	2 29/32	2 1/8
			Polyolefin	Ball	2.03267.55	4 9/16	2 29/32	2 1/8
		250	Performa Rubber (Flat)	Delrin	2.03267.441	4 9/16	2 29/32	2 1/8
			Performa Rubber (Flat)	Ball	2.03267.445	4 9/16	2 29/32	2 1/8
	Polyurethane HI-TECH		Delrin	2.03267.91	4 9/16	2 29/32	1 3/4	
	300	Polyurethane HI-TECH	Ball	2.03267.95	4 9/16	2 29/32	1 3/4	
		Cast Iron	Sleeve	2.03267.12	4 9/16	2 29/32	3	
	4"	1 1/4"	275	Polyolefin	Delrin	2.04267.53	5 1/4	3 7/32
Polyolefin				Ball	2.04267.55	5 1/4	3 7/32	2 1/4
Polyurethane HI-TECH				Delrin	2.04267.91	5 1/4	3 7/32	2
300			Polyurethane HI-TECH	Ball	2.04267.95	5 1/4	3 7/32	2
			Performa Rubber (Flat)	Delrin	2.04267.441	5 1/4	3 7/32	2 1/4
			Performa Rubber (Flat)	Ball	2.04267.445	5 1/4	3 7/32	2 1/4
			Cast Iron	Sleeve	2.04267.12	5 1/4	3 7/32	3 1/2
5"	1 5/16"	250	Performa Rubber (Round)	Delrin	2.05267.561	6 5/16	3 13/16	3
			Performa Rubber (Round)	Ball	2.05267.565	6 5/16	3 13/16	3
	1 1/4"	300	Polyolefin	Delrin	2.05267.53	6 5/16	3 13/16	2 3/4
			Polyolefin	Ball	2.05267.55	6 5/16	3 13/16	2 3/4
			Polyurethane HI-TECH	Delrin	2.05267.91	6 5/16	3 13/16	2 1/2
			Polyurethane HI-TECH	Ball	2.05267.95	6 5/16	3 13/16	2 1/2
			Cast Iron	Sleeve	2.05267.12	6 5/16	3 13/16	3 3/4
			325	Performa Rubber (Flat)	Delrin	2.05267.441	6 5/16	3 13/16
	Performa Rubber (Flat)	Ball		2.05267.445	6 5/16	3 13/16	2 3/4	

**2 Series**



# 2

# Series

- Grip Ring Stem
- Capacity up to 325 lbs each

www.colsoncaster.com



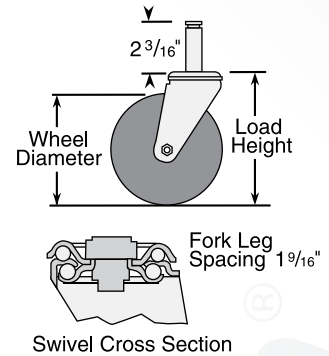
### Standard Features

- Zinc plated finish is attractive and durable
- Full double ball hardened raceways for better performance and greater durability
- $\frac{3}{8}$ " hollow axle with lock nut
- Grease holes on wheel bearing for greater convenience
- "Colson 45" multi-temp grease lubricates in extreme hot and cold temperatures

### Standard Mounting

- Standard grip ring stem is  $2\frac{3}{16}$ " long with  $\frac{5}{8}$ " diameter
- Stem features spring grip at top to hold caster securely in tubing
- Assures tight fit and easy swivel action

### Standard Dimensions



### Caster Brake



**Top Lock**  
(See page 15) Available on all swivel models with solid axle only. Field installable (Specify **BRK1**).



**Total Lock**  
(See page 14) Locks wheel and swivel simultaneously. Fits  $3\frac{1}{2}$ ", 4" and 5" swivel models. Field installable.

**Note:** When mounted in tubing, brake will function as wheel brake only. (Specify **BRK5**).

### Fork Option



**NSF Listed**  
(See page 3) All models except thread guards and cast iron wheels (Specify **FSI**).

**Swivel Dust Cap**  
(See page 20) Specify **DC1**.

#### Axle/Nut Options

- AX1** Zerk Axle (not available with top lock brake)
- AX2** Solid Axle
- NT1** Thick Lock Nut


### Wheel Option

**Thread Guards**  
(See page 114) Available on many models. Specify **TG1** for metal or **TG2** for plastic.

### Mounting Options

- MTG5:**  $2\frac{3}{16}$ " long x  $\frac{3}{4}$ " dia. (.75)
- MTG6:**  $2\frac{3}{16}$ " long x  $\frac{13}{16}$ " dia. (.812)
- MTG7:**  $2\frac{3}{16}$ " long x  $\frac{27}{32}$ " dia. (.845)
- MTG8:**  $2\frac{3}{16}$ " long x  $\frac{7}{8}$ " dia. (.865)
- MTG9:**  $2\frac{3}{16}$ " long x 1" dia. (1.00)

### Wheel Selection



**Colson 2 Series Casters • Grip Ring Stem • Capacity to 325 lbs**

Wheel Dia.	Tread Width	Capacity Each (Pounds)	Wheel Descriptions	Wheel Bearing	Stem Caster Models	Load Height	Swivel Radius	Weight (Pounds)
2 1/2"	1 1/4"	125	Performa Rubber (Conductive/Flat)	Ball	2.02251.445 COND	3 3/4	2 13/32	1 3/4
		140	Performa Rubber (Flat)	Delrin	2.02251.441	3 3/4	2 13/32	1 3/4
			Performa Rubber (Flat)	Ball	2.02251.445	3 3/4	2 13/32	1 3/4
		200	Polyolefin	Delrin	2.02251.53	3 3/4	2 13/32	1 3/4
			Polyolefin	Ball	2.02251.55	3 3/4	2 13/32	1 3/4
		250	Polyurethane HI-TECH	Delrin	2.02251.91	3 3/4	2 13/32	1 1/2
	Polyurethane HI-TECH		Ball	2.02251.95	3 3/4	2 13/32	1 1/2	
300	Cast Iron	Sleeve	2.02251.12	3 3/4	2 13/32	2 1/8		
1 7/16"	300	Phenolic	Roller	2.02251.319	3 3/4	2 13/32	1 3/4	
3"	1 1/4"	150	Rubber HI-TECH	Plain	2.03351.42	4	2 21/32	2
		200	Polyurethane HI-TECH	Plain	2.03351.92	4	2 21/32	2
			Polyolefin	Delrin	2.03351.52	4	2 21/32	2
	1 15/32"	300	Phenolic	Roller	2.03351.309	4	2 21/32	2 3/4
3 1/2"	1 5/16"	210	Performa Rubber (Conductive/Round)	Ball	2.03251.565 COND	4 9/16	2 29/32	2 1/4
			Performa Rubber (Round)	Delrin	2.03251.561	4 9/16	2 29/32	2 1/4
			Performa Rubber (Round)	Ball	2.03251.565	4 9/16	2 29/32	2 1/4
	1 1/4"	225	Performa Rubber (Conductive/Flat)	Ball	2.03251.445 COND	4 9/16	2 29/32	2
			Polyolefin	Delrin	2.03251.53	4 9/16	2 29/32	2 1/8
		230	Polyolefin	Ball	2.03251.55	4 9/16	2 29/32	2 1/8
			Performa Rubber (Flat)	Delrin	2.03251.441	4 9/16	2 29/32	2 1/8
		250	Performa Rubber (Flat)	Ball	2.03251.445	4 9/16	2 29/32	2 1/8
			Polyurethane HI-TECH	Delrin	2.03251.91	4 9/16	2 29/32	1 3/4
			Polyurethane HI-TECH	Ball	2.03251.95	4 9/16	2 29/32	1 3/4
		300	Thermo	Plain	2.03251.52 HT	4 9/16	2 29/32	2 7/8
			Cast Iron	Sleeve	2.03251.12	4 9/16	2 29/32	3
	4"	1 1/4"	250	ThermoTech	Teflon	2.04251.613 H	5	3 7/32
Performa Rubber (Conductive/Flat)				Ball	2.04251.445 COND	5	3 7/32	2 1/4
275			Polyolefin	Delrin	2.04251.53	5	3 7/32	2 1/4
			Polyolefin	Ball	2.04251.55	5	3 7/32	2 1/4
			Polyurethane HI-TECH	Delrin	2.04251.91	5	3 7/32	2
			Polyurethane HI-TECH	Ball	2.04251.95	5	3 7/32	2
300		Performa Rubber (Flat)	Delrin	2.04251.441	5	3 7/32	2 1/4	
		Performa Rubber (Flat)	Ball	2.04251.445	5	3 7/32	2 1/4	
		Thermo	Plain	2.04251.52 HT	5	3 7/32	3 1/8	
		Cast Iron	Sleeve	2.04251.12	5	3 7/32	3 1/2	
5"	1 1/4"	250	ThermoTech	Teflon	2.05251.613 H	6 1/16	3 13/16	3
			Performa Rubber (Conductive/Flat)	Ball	2.05251.445 COND	6 1/16	3 13/16	3
	1 5/16"	250	Performa Rubber (Conductive/Round)	Ball	2.05251.565 COND	6 1/16	3 13/16	3
			Performa Rubber (Round)	Delrin	2.05251.561	6 1/16	3 13/16	3
			Performa Rubber (Round)	Ball	2.05251.565	6 1/16	3 13/16	3
	1 1/4"	300	Polyolefin	Delrin	2.05251.53	6 1/16	3 13/16	2 3/4
			Polyolefin	Ball	2.05251.55	6 1/16	3 13/16	2 3/4
			Polyurethane HI-TECH	Delrin	2.05251.91	6 1/16	3 13/16	2 1/2
			Polyurethane HI-TECH	Ball	2.05251.95	6 1/16	3 13/16	2 1/2
		325	Cast Iron	Sleeve	2.05251.12	6 1/16	3 13/16	3 3/4
			Performa Rubber (Flat)	Delrin	2.05251.441	6 1/16	3 13/16	2 3/4
			Performa Rubber (Flat)	Ball	2.05251.445	6 1/16	3 13/16	2 3/4
			Thermo	Plain	2.05251.52 HT	6 1/16	3 13/16	3 1/2

**2 Series**

# 2

# Series

- Straight Thread Stem
- Capacity up to 325 lbs each

www.colsoncaster.com



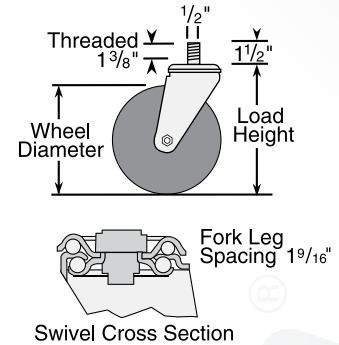
### Standard Features

- Zinc plated finish is attractive and durable
- Full double ball hardened raceways for better performance and greater durability
- 3/8" hollow axle with lock nut
- Grease holes on wheel bearing for greater convenience
- "Colson 45" multi-temp grease lubricates in extreme hot and cold temperatures

### Standard Mounting

- MTG 53: 1/2" diameter - 13UNC X 1 1/2" long, threaded 1 3/8"
- Easy Installation: The 7/16" hex nut beneath the lower raceway makes it fast and easy to install these casters on a wide variety of equipment

### Standard Dimensions



### Caster Brake



**Top Lock**  
(See page 15) Available on all swivel models with solid axle only. Field installable (Specify **BRK1**).



**Total Lock**  
(See page 14) Locks wheel and swivel simultaneously. Fits 3 1/2", 4" and 5" swivel models. Field installable (Specify **BRK5**).

### Fork Option



**NSF Listed**  
(See page 3) All models except thread guards and cast iron wheels (Specify **FSI**).

**Swivel Dust Cap**  
(See page 20) Specify **DC1**.


#### Axle/Nut Options

- AX1** Zerk Axle (not available with top lock brake)
- AX2** Solid Axle
- NT1** Thick Lock Nut

### Wheel Option

**Thread Guards**  
(See page 114) Available on many models. Specify **TG1** for metal or **TG2** for plastic.

### Wheel Selection



### Mounting Options

- MTG10:** 1/2" 13UNC x 3/4" long threaded
- MTG11:** 1/2" 13UNC x 1" long threaded
- MTG12:** 1/2" 20UNF x 3/4" long threaded
- MTG13:** 5/8" 11UNC x 1 3/4" long threaded
- MTG14:** 5/8" 18UNF x 1 3/4" long threaded
- MTG15:** 3/4" 10UNC x 1 3/4" long threaded
- MTG50:** 1/2" 20UNF x 1 1/2" long threaded

**IMPORTANT:** If caster stem is to be screwed into customer equipment, the customer must add a washer to the stem that will cover the incomplete threads and support the upper race. The stem shoulder must fit tightly against the customer equipment.

**Colson 2 Series Casters • Straight Thread Stem • Capacity to 325 lbs**

Wheel Dia.	Tread Width	Capacity Each (Pounds)	Wheel Descriptions	Wheel Bearing	Stem Caster Models	Load Height	Swivel Radius	Weight (Pounds)
2 1/2"	1 1/4"	125	Performa Rubber (Conductive/Flat)	Ball	2.02254.445 COND	3 3/4	2 13/32	1 3/4
		140	Performa Rubber (Flat)	Delrin	2.02254.441	3 3/4	2 13/32	1 3/4
			Performa Rubber (Flat)	Ball	2.02254.445	3 3/4	2 13/32	1 3/4
		200	Polyolefin	Delrin	2.02254.53	3 3/4	2 13/32	1 3/4
			Polyolefin	Ball	2.02254.55	3 3/4	2 13/32	1 3/4
		250	Polyurethane HI-TECH	Delrin	2.02254.91	3 3/4	2 13/32	1 1/2
	Polyurethane HI-TECH		Ball	2.02254.95	3 3/4	2 13/32	1 1/2	
	1 7/16"	300	Cast Iron	Sleeve	2.02254.12	3 3/4	2 13/32	2 1/8
3"	1 1/4"	150	Rubber HI-TECH	Plain	2.03354.42	4	2 21/32	2
		200	Polyurethane HI-TECH	Plain	2.03354.92	4	2 21/32	2
			Polyolefin	Delrin	2.03354.52	4	2 21/32	2
	1 15/32"	300	Phenolic	Roller	2.03354.309	4	2 21/32	2 3/4
3 1/2"	1 5/16"	210	Performa Rubber (Conductive/Round)	Ball	2.03254.565 COND	4 9/16	2 29/32	2 1/4
			Performa Rubber (Round)	Delrin	2.03254.561	4 9/16	2 29/32	2 1/4
			Performa Rubber (Round)	Ball	2.03254.565	4 9/16	2 29/32	2 1/4
	1 1/4"	225	Performa Rubber (Conductive/Flat)	Ball	2.03254.445 COND	4 9/16	2 29/32	2
			Polyolefin	Delrin	2.03254.53	4 9/16	2 29/32	2 1/8
		250	Polyolefin	Ball	2.03254.55	4 9/16	2 29/32	2 1/8
			Performa Rubber (Flat tread)	Delrin	2.03254.441	4 9/16	2 29/32	2 1/8
			Performa Rubber (Flat tread)	Ball	2.03254.445	4 9/16	2 29/32	2 1/8
			Polyurethane HI-TECH	Delrin	2.03254.91	4 9/16	2 29/32	1 3/4
	300	Polyurethane HI-TECH	Ball	2.03254.95	4 9/16	2 29/32	1 3/4	
		Thermo	Plain	2.03254.52 HT	4 9/16	2 29/32	3 1/8	
	4"	1 1/4"	250	ThermoTech	Teflon	2.04254.613 H	5	3 7/32
Performa Rubber (Conductive/Flat)				Ball	2.04254.445 COND	5	3 7/32	2 1/4
275			Polyolefin	Delrin	2.04254.53	5	3 7/32	2 1/4
			Polyolefin	Ball	2.04254.55	5	3 7/32	2 1/4
			Polyurethane HI-TECH	Delrin	2.04254.91	5	3 7/32	2
			Polyurethane HI-TECH	Ball	2.04254.95	5	3 7/32	2
300		Performa Rubber (Flat)	Delrin	2.04254.441	5	3 7/32	2 1/4	
		Performa Rubber (Flat)	Ball	2.04254.445	5	3 7/32	2 1/4	
		Thermo	Plain	2.04254.52 HT	5	3 7/32	3 1/4	
		Cast Iron	Sleeve	2.04254.12	5	3 7/32	3 1/2	
5"	1 1/4"	250	ThermoTech	Teflon	2.05254.613 H	6 1/16	3 13/16	3
			Performa Rubber (Conductive/Flat)	Ball	2.05254.445 COND	6 1/16	3 13/16	3
	1 5/16"	250	Performa Rubber (Conductive/Round)	Ball	2.05254.565 COND	6 1/16	3 13/16	3
			Performa Rubber (Round)	Delrin	2.05254.561	6 1/16	3 13/16	3
			Performa Rubber (Round)	Ball	2.05254.565	6 1/16	3 13/16	3
	1 1/4"	300	Polyolefin	Delrin	2.05254.53	6 1/16	3 13/16	2 3/4
			Polyolefin	Ball	2.05254.55	6 1/16	3 13/16	2 3/4
			Polyurethane HI-TECH	Delrin	2.05254.91	6 1/16	3 13/16	2 1/2
		325	Polyurethane HI-TECH	Ball	2.05254.95	6 1/16	3 13/16	2 1/2
			Cast Iron	Sleeve	2.05254.12	6 1/16	3 13/16	3 3/4
			Performa Rubber (Flat)	Delrin	2.05254.441	6 1/16	3 13/16	2 3/4
	325	Performa Rubber (Flat)	Ball	2.05254.445	6 1/16	3 13/16	2 3/4	
Thermo		Plain	2.05254.52 HT	6 1/16	3 13/16	3 3/4		

**2 Series**

# 2 Series

- Square Stem Swivel & Rigid
- Capacity up to 325 lbs each

www.colsoncaster.com



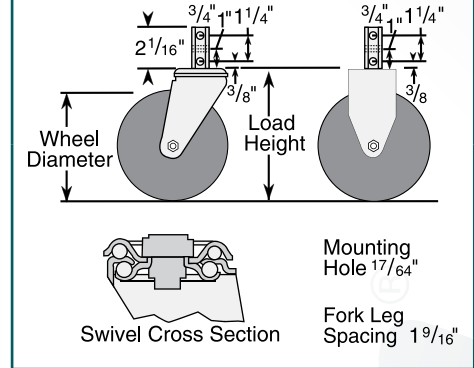
## Standard Features

- Zinc plated finish is attractive and durable
- Full double ball hardened raceways for better performance and greater durability
- 3/8" hollow axle with lock nut
- Grease holes on wheel bearing for greater convenience
- "Colson 45" multi-temp grease lubricates in extreme hot and cold temperatures

## Standard Mounting

- 2 1/16" long x 3/4" square with 3 mounting holes 17/64" diameter
- Designed for easy installation on the inside of angle iron legs or against flat surfaces
- Stems may be bolted or riveted against any flat vertical surface

## Standard Dimensions



## Caster Brake



**Top Lock**  
(See page 15) Available on all swivel models with solid axle only. Field installable (Specify **BRK1**).



**Total Lock**  
(See page 14) Locks wheel and swivel simultaneously. Fits 3 1/2", 4" and 5" swivel models. Field installable (Specify **BRK5**).

## Fork Option



**NSF Listed**  
(See page 3) All models except thread guards and cast iron wheels (Specify **FSI**).

**Swivel Dust Cap**  
(See page 20) Specify **DC1**.

**Axle/Nut Options**  
**AX1** Zerk Axle (not available with top lock brake)  
**AX2** Solid Axle  
**NT1** Thick Lock Nut

## Wheel Option

**Thread Guards**  
(See page 114) Available on many models. Specify **TG1** for metal or **TG2** for plastic.

## Mounting Options

**MTG1:** Square Stem 2 1/16" long x 7/8" square with 1 mounting hole 17/64" diameter.

**MTG3:** Octagon Stem 2 1/16" long x 3/4" octagon with 3 mounting holes 17/64" diameter.

## Wheel Selection



**Colson 2 Series Casters • Square Stem Swivel & Rigid • Capacity to 325 lbs**

Wheel Dia.	Tread Width	Capacity Each (Pounds)	Wheel Descriptions	Wheel Bearing	Swivel Stem Caster Models	Rigid Stem Caster Models	Load Height	Swivel Radius	Weight (Pounds)	
2 1/2"	1 1/4"	125	Performa Rubber (Conductive/Flat)	Ball	2.02270.445 COND	-	3 3/4	2 13/32	1 5/8	
		140	Performa Rubber (Flat)	Delrin	2.02270.441	-	3 3/4	2 13/32	1 5/8	
			Performa Rubber (Flat)	Ball	2.02270.445	-	3 3/4	2 13/32	1 5/8	
			Polyolefin	Delrin	2.02270.53	-	3 3/4	2 13/32	1 5/8	
		250	Polyurethane HI-TECH	Delrin	2.02270.91	-	3 3/4	2 13/32	1 5/8	
			Polyurethane HI-TECH	Ball	2.02270.95	-	3 3/4	2 13/32	1 5/8	
	300	Cast Iron	Sleeve	2.02270.12	-	3 3/4	2 13/32	2		
	1 7/16"	300	Phenolic	Roller	2.02270.319	-	3 3/4	2 13/32	1 5/8	
3"	1 1/4"	150	Rubber HI-TECH	Plain	2.03370.42	-	4	2 21/32	2	
		200	Polyurethane HI-TECH	Plain	2.03370.92	-	4	2 21/32	2	
			Polyolefin	Delrin	2.03370.52	-	4	2 21/32	2	
	1 15/32"	300	Phenolic	Roller	2.03370.309	-	4	2 21/32	2 3/4	
3 1/2"	1 5/16"	210	Performa Rubber (Conductive/Round)	Ball	2.03270.565 COND	-	4 9/16	2 29/32	2 1/4	
			Performa Rubber (Round)	Delrin	2.03270.561	-	4 9/16	2 29/32	2 1/4	
			Performa Rubber (Round)	Ball	2.03270.565	-	4 9/16	2 29/32	2 1/4	
	1 1/4"	225	Performa Rubber (Conductive/Flat)	Ball	2.03270.445 COND	-	4 9/16	2 29/32	2	
			Polyolefin	Delrin	2.03270.53	-	4 9/16	2 29/32	1 7/8	
		230	Polyolefin	Ball	2.03270.55	-	4 9/16	2 29/32	1 7/8	
			Performa Rubber (Flat)	Delrin	2.03270.441	-	4 9/16	2 29/32	2	
		250	Performa Rubber (Flat)	Ball	2.03270.445	-	4 9/16	2 29/32	2	
			Polyurethane HI-TECH	Delrin	2.03270.91	-	4 9/16	2 29/32	2 7/8	
			Polyurethane HI-TECH	Ball	2.03270.95	-	4 9/16	2 29/32	2 7/8	
			300	Thermo	Plain	2.03270.52 HT	-	4 9/16	2 29/32	2 7/8
		Cast Iron	Sleeve	2.03270.12	-	4 9/16	2 29/32	3		
		4"	1 1/4"	250	ThermoTech	Teflon	2.04270.613 H	-	5	3 7/32
	Performa Rubber (Conductive/Flat)				Ball	2.04270.445 COND	-	5	3 7/32	2 1/4
275	Polyolefin			Delrin	2.04270.53	-	5	3 7/32	2 1/8	
	Polyolefin			Ball	2.04270.55	-	5	3 7/32	2 1/8	
	Polyurethane HI-TECH			Delrin	2.04270.91	-	5	3 7/32	2 1/8	
	Polyurethane HI-TECH			Ball	2.04270.95	-	5	3 7/32	2 1/8	
300	Performa Rubber (Flat)		Delrin	2.04270.441	-	5	3 7/32	2 1/4		
	Performa Rubber (Flat)		Ball	2.04270.445	-	5	3 7/32	2 1/4		
	Thermo		Plain	2.04270.52 HT	-	5	3 7/32	3 1/8		
	Cast Iron		Sleeve	2.04270.12	-	5	3 7/32	3 3/8		
5"	1 1/4"		250	ThermoTech	Teflon	2.05270.613 H	2.05280.613 H	6 1/16	3 13/16	3
				Performa Rubber (Conductive/Flat)	Ball	2.05270.445 COND	2.05280.445 COND	6 1/16	3 13/16	3
	1 5/16"	250	Performa Rubber (Conductive/Round)	Ball	2.05270.565 COND	2.05280.565 COND	6 1/16	3 13/16	3	
			Performa Rubber (Round)	Delrin	2.05270.561	2.05280.561	6 1/16	3 13/16	3	
			Performa Rubber (Round)	Ball	2.05270.565	2.05280.565	6 1/16	3 13/16	3	
	1 1/4"	300	Polyolefin	Delrin	2.05270.53	2.05280.53	6 1/16	3 13/16	2 1/2	
			Polyolefin	Ball	2.05270.55	2.05280.55	6 1/16	3 13/16	2 1/2	
			Polyurethane HI-TECH	Delrin	2.05270.91	2.05280.91	6 1/16	3 13/16	2 1/2	
			Polyurethane HI-TECH	Ball	2.05270.95	2.05280.95	6 1/16	3 13/16	2 1/2	
			Cast Iron	Sleeve	2.05270.12	2.05280.12	6 1/16	3 13/16	3 3/4	
			325	Performa Rubber (Flat)	Delrin	2.05270.441	2.05280.441	6 1/16	3 13/16	2 3/4
		Performa Rubber (Flat)		Ball	2.05270.445	2.05280.445	6 1/16	3 13/16	2 3/4	
		Thermo	Plain	2.05270.52 HT	2.05280.52 HT	6 1/16	3 13/16	3 1/2		

**2 Series**

# 2

# Series

- Modular Stem
- Capacity up to 325 lbs each

[www.colsoncaster.com](http://www.colsoncaster.com)



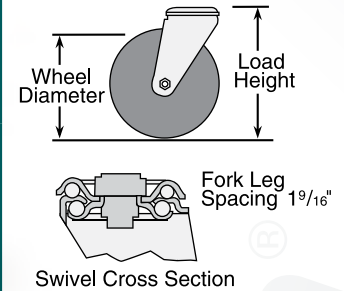
### Standard Features

- Zinc plated finish is attractive and durable
- Full double ball hardened raceways for better performance and greater durability
- $\frac{3}{8}$ " hollow axle with lock nut
- Grease holes on wheel bearing for greater convenience
- "Colson 45" multi-temp grease lubricates in extreme hot and cold temperatures

### Standard Mounting

- Colson modular stem casters feature a  $\frac{1}{2}$ " hollow rivet which will accept a wide variety of mounting stems (even a standard  $\frac{1}{2}$ " bolt will work)
- You can supply the mounting fasteners or stems – we supply the casters

### Standard Dimensions



### Caster Brake



**Top Lock**  
(See page 15) Available on all swivel models with solid axle only. Field installable (Specify **BRK1**).



**Total Lock**  
(See page 14) Locks wheel and swivel simultaneously. Fits 3  $\frac{1}{2}$ ", 4" and 5" swivel models. Field installable (Specify **BRK5**).

### Fork Option



**NSF Listed**  
(See page 3) All models except thread guards and cast iron wheels (Specify **FSI**).

**Swivel Dust Cap**  
(See page 20) Specify **DC1**.

**Axle/Nut Options**  
**AX1** Zerk Axle (not available with top lock brake)  
**AX2** Solid Axle  
**NT1** Thick Lock Nut

### Wheel Option

**Thread Guards**  
(See page 114) Available on many models. Specify **TG1** for metal or **TG2** for plastic.

### Wheel Selection



**Colson 2 Series Casters • Modular Stem • Capacity to 325 lbs**

Wheel Dia.	Tread Width	Capacity Each (Pounds)	Wheel Descriptions	Wheel Bearing	Stem Caster Models	Load Height	Swivel Radius	Weight (Pounds)	
2 1/2"	1 1/4"	125	Performa Rubber (Conductive/Flat)	Ball	2.02250.445 COND	3 3/4	2 13/32	1 1/2	
		140	Performa Rubber (Flat)	Delrin	2.02250.441	3 3/4	2 13/32	1 1/2	
			Performa Rubber (Flat)	Ball	2.02250.445	3 3/4	2 13/32	1 1/2	
		200	Polyolefin	Delrin	2.02250.53	3 3/4	2 13/32	1 1/2	
			Polyolefin	Ball	2.02250.55	3 3/4	2 13/32	1 1/2	
		250	Polyurethane HI-TECH	Delrin	2.02250.91	3 3/4	2 13/32	1 1/4	
	Polyurethane HI-TECH		Ball	2.02250.95	3 3/4	2 13/32	1 1/4		
300	Cast Iron	Sleeve	2.02250.12	3 3/4	2 13/32	2			
1 7/16"	300	Phenolic	Roller	2.02250.319	3 3/4	2 13/32	1 1/2		
3"	1 1/4"	150	Rubber HI-TECH	Plain	2.03350.42	4	2 21/32	2	
		200	Polyurethane HI-TECH	Plain	2.03350.92	4	2 21/32	2	
			Polyolefin	Delrin	2.03350.52	4	2 21/32	2	
	1 15/32"	300	Phenolic	Roller	2.03350.309	4	2 21/32	2 3/4	
3 1/2"	1 5/16"	210	Performa Rubber (Conductive/Round)	Ball	2.03250.565 COND	4 9/16	2 29/32	2	
			Performa Rubber (Round)	Delrin	2.03250.561	4 9/16	2 29/32	2	
			Performa Rubber (Round)	Ball	2.03250.565	4 9/16	2 29/32	2	
	1 1/4"	225	Performa Rubber (Conductive/Flat)	Ball	2.03250.445 COND	4 9/16	2 29/32	1 3/4	
			Polyolefin	Delrin	2.03250.53	4 9/16	2 29/32	1 3/4	
			Polyolefin	Ball	2.03250.55	4 9/16	2 29/32	1 3/4	
		250	Performa Rubber (Flat)	Delrin	2.03250.441	4 9/16	2 29/32	1 3/4	
			Performa Rubber (Flat)	Ball	2.03250.445	4 9/16	2 29/32	1 3/4	
			Polyurethane HI-TECH	Delrin	2.03250.91	4 9/16	2 29/32	1 3/4	
		300	Polyurethane HI-TECH	Ball	2.03250.95	4 9/16	2 29/32	1 3/4	
			Thermo	Plain	2.03250.52 HT	4 9/16	2 29/32	2 3/4	
		Cast Iron	Sleeve	2.03250.12	4 9/16	2 29/32	2 7/8		
	4"	1 1/4"	250	ThermoTech	Teflon	2.04250.613 H	5	3 7/32	3
Performa Rubber (Conductive/Flat)				Ball	2.04250.445 COND	5	3 7/32	2 1/8	
275			Polyolefin	Delrin	2.04250.53	5	3 7/32	2 1/8	
			Polyolefin	Ball	2.04250.55	5	3 7/32	2 1/8	
			Polyurethane HI-TECH	Delrin	2.04250.91	5	3 7/32	1 7/8	
			Polyurethane HI-TECH	Ball	2.04250.95	5	3 7/32	1 7/8	
300		Performa Rubber (Flat)	Delrin	2.04250.441	5	3 7/32	2 1/8		
		Performa Rubber (Flat)	Ball	2.04250.445	5	3 7/32	2 1/8		
		Thermo	Plain	2.04250.52 HT	5	3 7/32	3 1/8		
		Cast Iron	Sleeve	2.04250.12	5	3 7/32	3 1/8		
5"		1 1/4"	250	ThermoTech	Teflon	2.05250.613 H	6 1/16	3 13/16	3
				Performa Rubber (Conductive/Flat)	Ball	2.05250.445 COND	6 1/16	3 13/16	2 3/4
	1 5/16"	250	Performa Rubber (Conductive/Round)	Ball	2.05250.565 COND	6 1/16	3 13/16	2 3/4	
			Performa Rubber (Round)	Delrin	2.05250.561	6 1/16	3 13/16	2 3/4	
			Performa Rubber (Round)	Ball	2.05250.565	6 1/16	3 13/16	2 3/4	
	1 1/4"	300	Polyolefin	Delrin	2.05250.53	6 1/16	3 13/16	2 1/4	
			Polyolefin	Ball	2.05250.55	6 1/16	3 13/16	2 1/4	
			Polyurethane HI-TECH	Delrin	2.05250.91	6 1/16	3 13/16	2 1/4	
			Polyurethane HI-TECH	Ball	2.05250.95	6 1/16	3 13/16	2 1/4	
			Cast Iron	Sleeve	2.05250.12	6 1/16	3 13/16	3 1/2	
			Performa Rubber (Flat)	Delrin	2.05250.441	6 1/16	3 13/16	2 1/2	
		325	Performa Rubber (Flat)	Ball	2.05250.445	6 1/16	3 13/16	2 1/2	
			Thermo	Plain	2.05250.52 HT	6 1/16	3 13/16	3 1/4	

**2 Series**

# 2

# Series

- Top Plate Swivel & Rigid
- Capacity up to 325 lbs each

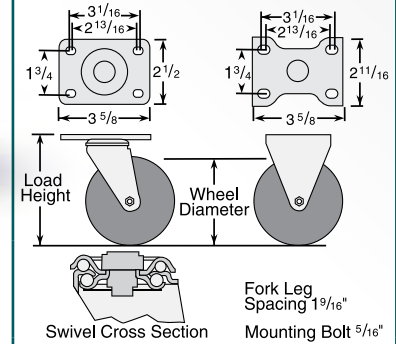
## Standard Features

- Zinc plated finish is attractive and durable
- Full double ball hardened raceways for better performance and greater durability
- $\frac{3}{8}$ " hollow axle with lock nut
- Grease holes on wheel bearing for greater convenience
- "Colson 45" multi-temp grease lubricates in extreme hot and cold temperatures



www.colsoncaster.com

## Standard Dimensions



## Caster Brake



**Top Lock**  
(See page 15) Available on all swivel models with solid axle only. Field installable (Specify **BRK1**).



**Total Lock**  
(See page 14) Locks wheel and swivel simultaneously. Fits 3  $\frac{1}{2}$ ", 4" and 5" swivel models. Field installable (Specify **BRK5**).



**Directional Lock**  
(See page 16) Available with standard top plate only. For optional top plates, consult factory. To order with caster, change 4th digit to "1" (Example: 2.05156.91).

Note: No Dust Cap Available.

## Fork Option



**NSF Listed**  
(See page 3) All models except thread guards and cast iron wheels (Specify **FS1**).


**Swivel Dust Cap**  
(See page 20) Specify **DC1**.

**Axle/Nut Options**  
**AX1** Zerk Axle (not available with top lock brake)  
**AX2** Solid Axle  
**NT1** Thick Lock Nut

## Wheel Option

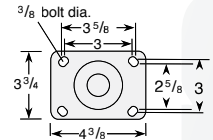
**Thread Guards**  
(See page 114) Available on many models. Specify **TG1** for metal or **TG2** for plastic.

## Wheel Selection

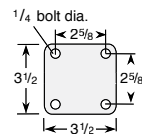


## Optional Top Plates

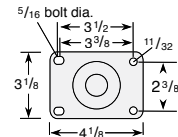
**# 27 Top Plate (Swivel)**  
(Specify **MTG27**)



**# 35 Top Plate (Swivel)**  
(Specify **MTG35**)



**# 59 Top Plate (Swivel)**  
(Specify **MTG59**)



**Colson 2 Series Casters • Top Plate Swivel & Rigid • Capacity to 325 lbs**

Wheel Dia.	Tread Width	Capacity Each (Pounds)	Wheel Descriptions	Wheel Bearing	Swivel Top Plate Caster Models	Rigid Top Plate Caster Models	Load Height	Swivel Radius	Weight (Pounds)
2 1/2"	1 1/4"	125	Performa Rubber (Conductive/Flat)	Ball	2.02256.445 COND	2.02208.445 COND	3 7/8	2 13/32	1 5/8
		140	Performa Rubber (Flat)	Delrin	2.02256.441	2.02208.441	3 7/8	2 13/32	1 5/8
			Performa Rubber (Flat)	Ball	2.02256.445	2.02208.445	3 7/8	2 13/32	1 5/8
		200	Polyolefin	Delrin	2.02256.53	2.02208.53	3 7/8	2 13/32	1 5/8
			Polyolefin	Ball	2.02256.55	2.02208.55	3 7/8	2 13/32	1 5/8
		250	Polyurethane HI-TECH	Delrin	2.02256.91	2.02208.91	3 7/8	2 13/32	1 5/8
	Polyurethane HI-TECH		Ball	2.02256.95	2.02208.95	3 7/8	2 13/32	1 5/8	
300	Cast Iron	Sleeve	2.02256.12	2.02208.12	3 7/8	2 13/32	2		
1 7/16"	300	Phenolic	Roller	2.02256.319	2.02208.319	3 7/8	2 13/32	1 5/8	
3"	1 1/4"	150	Rubber HI-TECH	Plain	2.03356.42	2.03308.42	4 1/8	2 21/32	2
		200	Polyurethane HI-TECH	Plain	2.03356.92	2.03308.92	4 1/8	2 21/32	2
			Polyolefin	Delrin	2.03356.52	2.03308.52	4 1/8	2 21/32	2
	1 15/32"	300	Phenolic	Roller	2.03356.309	2.03308.309	4 1/8	2 21/32	2 3/4
3 1/2"	1 5/16"	210	Performa Rubber (Conductive/Round)	Ball	2.03256.565 COND	2.03208.565 COND	4 11/16	2 29/32	2 1/4
			Performa Rubber (Round)	Delrin	2.03256.561	2.03208.561	4 11/16	2 29/32	2 1/4
			Performa Rubber (Round)	Ball	2.03256.565	2.03208.565	4 11/16	2 29/32	2 1/4
	1 1/4"	225	Performa Rubber (Conductive/Flat)	Ball	2.03256.445 COND	2.03208.445 COND	4 11/16	2 29/32	2
			Polyolefin	Delrin	2.03256.53	2.03208.53	4 11/16	2 29/32	1 7/8
		230	Polyolefin	Ball	2.03256.55	2.03208.55	4 11/16	2 29/32	1 7/8
			Performa Rubber (Flat)	Delrin	2.03256.441	2.03208.441	4 11/16	2 29/32	2
		250	Performa Rubber (Flat)	Ball	2.03256.445	2.03208.445	4 11/16	2 29/32	2
			Polyurethane HI-TECH	Delrin	2.03256.91	2.03208.91	4 11/16	2 29/32	1 7/8
			Polyurethane HI-TECH	Ball	2.03256.95	2.03208.95	4 11/16	2 29/32	1 7/8
		300	Thermo	Plain	2.03256.52 HT	2.03208.52 HT	4 11/16	2 29/32	2 7/8
			Cast Iron	Sleeve	2.03256.12	2.03208.12	4 11/16	2 29/32	3
4"	1 1/4"	250	ThermoTech	Teflon	2.04256.613 H	2.04208.613 H	5 1/8	3 7/32	3
			Performa Rubber (Conductive/Flat)	Ball	2.04256.445 COND	2.04208.445 COND	5 1/8	3 7/32	2 1/4
		275	Polyolefin	Delrin	2.04256.53	2.04208.53	5 1/8	3 7/32	2 1/8
			Polyolefin	Ball	2.04256.55	2.04208.55	5 1/8	3 7/32	2 1/8
			Polyurethane HI-TECH	Delrin	2.04256.91	2.04208.91	5 1/8	3 7/32	2 1/8
			Polyurethane HI-TECH	Ball	2.04256.95	2.04208.95	5 1/8	3 7/32	2 1/8
	300	Performa Rubber (Flat)	Delrin	2.04256.441	2.04208.441	5 1/8	3 7/32	2 1/4	
		Performa Rubber (Flat)	Ball	2.04256.445	2.04208.445	5 1/8	3 7/32	2 1/4	
		Thermo	Plain	2.04256.52 HT	2.04208.52 HT	5 1/8	3 7/32	3 1/8	
	Cast Iron	Sleeve	2.04256.12	2.04208.12	5 1/8	3 7/32	3 3/8		
	5"	1 1/4"	250	ThermoTech	Teflon	2.05256.613 H	2.05208.613 H	6 3/16	3 13/16
Performa Rubber (Conductive/Flat)				Ball	2.05256.445 COND	2.05208.445 COND	6 3/16	3 13/16	3
1 5/16"		250	Performa Rubber (Conductive/Round)	Ball	2.05256.565 COND	2.05208.565 COND	6 3/16	3 13/16	3
			Performa Rubber (Round)	Delrin	2.05256.561	2.05208.561	6 3/16	3 13/16	3
			Performa Rubber (Round)	Ball	2.05256.565	2.05208.565	6 3/16	3 13/16	3
1 1/4"		300	Polyolefin	Delrin	2.05256.53	2.05208.53	6 3/16	3 13/16	2 1/2
			Polyolefin	Ball	2.05256.55	2.05208.55	6 3/16	3 13/16	2 1/2
			Polyurethane HI-TECH	Delrin	2.05256.91	2.05208.91	6 3/16	3 13/16	2 1/2
			Polyurethane HI-TECH	Ball	2.05256.95	2.05208.95	6 3/16	3 13/16	2 1/2
			Cast Iron	Sleeve	2.05256.12	2.05208.12	6 3/16	3 13/16	3 3/4
			Performa Rubber (Flat)	Delrin	2.05256.441	2.05208.441	6 3/16	3 13/16	2 3/4
		Performa Rubber (Flat)	Ball	2.05256.445	2.05208.445	6 3/16	3 13/16	2 3/4	
325	Thermo	Plain	2.05256.52 HT	2.05208.52 HT	6 3/16	3 13/16	3 1/2		

6" forks available. Consult factory.

2 Series

# 2

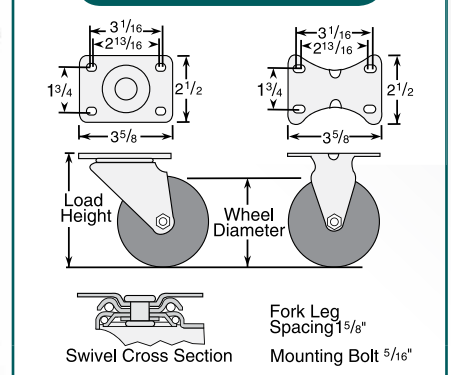
# Series

- Stainless Steel Top Plate Swivel & Rigid
- Capacity up to 325 lbs each



www.colsoncaster.com

### Standard Dimensions



### Standard Features

- Polished 304 grade stainless steel finish handles the most punishing, corrosive conditions
- Double ball raceways for better performance and greater durability
- All component parts, including spanner bushing, axle and nut are stainless steel
- Designed to perform in the most hostile environments
- If rust is a problem... Colson stainless steel is the solution

### Colson 2 Series Casters • Stainless Steel Top Plate Swivel & Rigid • Capacity to 325 lbs

Wheel Dia.	Tread Width	Capacity Each (Pounds)	Wheel Descriptions	Wheel Bearing	Swivel Top Plate Caster Models	Rigid Top Plate Caster Models	Load Height	Swivel Radius	Weight (Pounds)
3"	1 1/4"	150	Rubber HI-TECH	Plain	2.33456.42	2.33408.42	4 1/8	3 1/8	1 5/8
		200	Polyolefin	Delrin	2.33456.544	2.33408.544	4 1/8	3 1/8	1 5/8
			Polyurethane HI-TECH	Plain	2.33456.944	2.33408.944	4 1/8	3 1/8	1 5/8
3 1/2"	1 1/4"	250	Polyolefin	Delrin	2.03456.544	2.03408.544	4 1/16	3 3/8	1 5/8
			Polyurethane HI-TECH	Delrin	2.03456.944	2.03408.944	4 1/16	3 3/8	1 7/8
			Perma Rubber (Flat)	Delrin	2.03456.444	2.03408.444	4 1/16	3 3/8	1 3/4
	300	Thermo	Plain	2.03456.52 HT	2.03408.52 HT	4 1/16	3 3/8	1 5/8	
	1 5/16"	210	Perma Rubber (Round)	Delrin	2.03456.564	2.03408.564	4 1/16	3 3/8	1 3/4
4"	1 1/4"	250	ThermoTech	Teflon	2.04456.613 H	2.04408.613 H	5 1/8	3 5/16	3
		275	Polyolefin	Delrin	2.04456.544	2.04408.544	5 1/8	3 5/16	2 1/8
			Polyurethane HI-TECH	Delrin	2.04456.944	2.04408.944	5 1/8	3 5/16	2 1/8
		300	Perma Rubber (Flat)	Delrin	2.04456.444	2.04408.444	5 1/8	3 5/16	2 1/4
Thermo	Plain		2.04456.52 HT	2.04408.52 HT	5 1/8	3 5/16	2 1/4		
5"	1 1/4"	250	ThermoTech	Teflon	2.05456.613 H	2.05408.613 H	6 3/16	4 1/16	3
		300	Polyolefin	Delrin	2.05456.544	2.05408.544	6 3/16	4 1/16	2 5/8
			Polyurethane HI-TECH	Delrin	2.05456.944	2.05408.944	6 3/16	4 1/16	2 5/8
		325	Perma Rubber (Flat)	Delrin	2.05456.444	2.05408.444	6 3/16	4 1/16	2 3/4
	Thermo		Plain	2.05456.52 HT	2.05408.52 HT	6 3/16	4 1/16	2 3/4	
	1 5/16"	250	Perma Rubber (Round)	Delrin	2.05456.564	2.05408.564	6 3/16	4 1/16	2 3/4

**Hollow King Pin:** For hollow king pin on swivel casters only, change 6th digit to "0" (Example: 2.04450.613 H). Consult factory for 6" sizes.

### Caster Brake



**Top Lock**  
(See page 15) Available on all 3" swivel models. Not recommended for high-temp applications. Field installable (Specify **BRK1**).




**Tech Lock**  
(See page 15) Available on 4" and 5" swivel models. Field installable (Specify **BRK2**).



**Total Lock**  
(See page 15) Riveted design is not field installable. Locks wheel and swivel. Available on all swivel models (Specify **BRK4**).

### Wheel Selection



### Fork Option



**NSF Listed**  
(See page 3) Available on all models (Specify **FSI**).

# 2 Series

- LoPro Top Plate Swivel & Rigid
- Capacity up to 210 lbs each

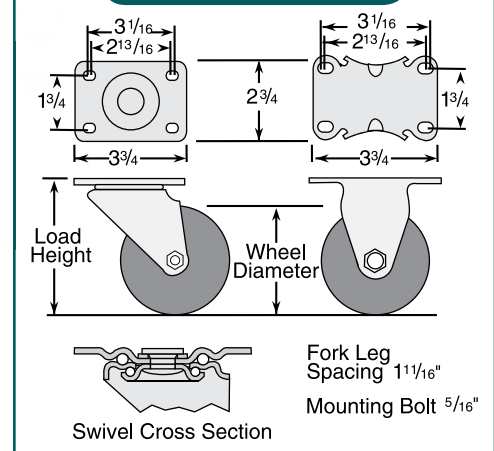
www.colsoncaster.com

## Standard Features

- Zinc plated finish is attractive and durable
- Heat treated full double ball hardened raceways
- Low profile design offers low load height and quick swivel response
- Ideal for business machines, stock picking carts, warehouse dollies and housekeeping carts
- Thread guards standard on all models, but are not available with 3" brake option



## Standard Dimensions



## Colson 2 Series LoPro Top Plate Swivel & Rigid • Capacity to 210 lbs

Wheel Dia.	Tread Width	Capacity Each (Pounds)	Wheel Descriptions	Wheel Bearing	Swivel Top Plate Caster Models	Rigid Top Plate Caster Models	Load Height	Swivel Radius	Weight (Pounds)
2 1/2"	1 1/8"	120	Cushion Rubber	Nylon*	2.02689.44	2.02688.44	3 <sup>5</sup> / <sub>16</sub>	2 <sup>3</sup> / <sub>8</sub>	1
		175	Hard Rubber	Nylon*	2.02689.54	2.02688.54	3 <sup>5</sup> / <sub>16</sub>	2 <sup>3</sup> / <sub>8</sub>	1
3"	1 1/4"	125	Cushion Rubber	Nylon*	2.03689.44	2.03688.44	3 <sup>13</sup> / <sub>16</sub>	2 <sup>11</sup> / <sub>16</sub>	1 1/2
		210	Hard Rubber	Nylon*	2.03689.54	2.03688.54	3 <sup>13</sup> / <sub>16</sub>	2 <sup>11</sup> / <sub>16</sub>	1 1/2


\*Nylon bearing with powdered metal bushing.

## Caster Brake



**Side Lock**  
(See page 16) Easy to engage and disengage with a touch of the pedal (3" models only). To order specify **BRK3**.

## Wheel Selection



2 Series

# G

## Light Duty Casters Series

- Top Plate Swivel and Rigid
- Capacity to 350 lbs

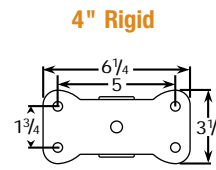
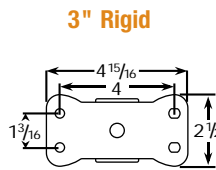
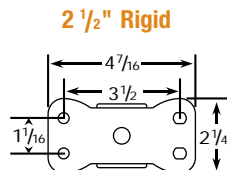
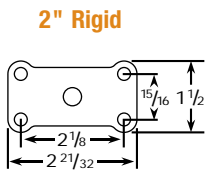
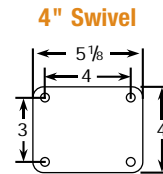
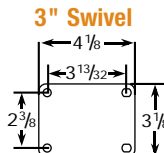
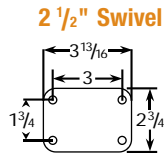
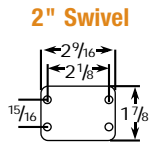
[www.colsoncaster.com](http://www.colsoncaster.com)



### Standard Features

- Zinc plated finish is attractive and durable
- Single ball hardened raceway riveted and coined for superior durability
- Nickel plated rivet helps prevent binding
- Standard models feature riveted axle, brake models feature nut and bolt
- All models NSF approved and RoHS compliant

### Standard Dimensions




### Caster Brake



**Side Lock**  
(See page 16)  
Available on all GDP swivel model casters. Brake is not field installable. To order with caster, add "001" to the end of the part number (Example: GDP0456152001).

### Wheel Selection



COLSON

**G Series Light Duty Casters • Top Plate Swivel and Rigid • Capacity to 350 lbs**

Wheel Dia.	Tread Width	Capacity Each (Pounds)	Wheel Descriptions	Wheel Bearing	Swivel Top Plate Models	Rigid Top Plate Models	Load Height	Swivel Radius	Weight (Pounds)	Swivel Plate Size	Rigid Plate Size
2"	3/4"	90	TPR	Plain	GDP0256142	GDP0208142	2 1/2"	1 11/16"	1/2	1 7/8" x 2 9/16" Bolt holes: 15/16" x 2 1/8" Mtg. bolt: 1/4"	1 1/2" x 2 21/32" Bolt holes: 15/16" x 2 1/8" Mtg. bolt: 1/4"
	1"	150	Hard Rubber	Plain	GDP02561652	GDP02081652	2 1/2"	1 11/16"	1/2	1 7/8" x 2 9/16" Bolt holes: 15/16" x 2 1/8" Mtg. bolt: 1/4"	1 1/2" x 2 21/32" Bolt holes: 15/16" x 2 1/8" Mtg. bolt: 1/4"
			Polyolefin	Plain	GDP0256152	GDP0208152	2 1/2"	1 11/16"	1/2	1 7/8" x 2 9/16" Bolt holes: 15/16" x 2 1/8" Mtg. bolt: 1/4"	1 1/2" x 2 21/32" Bolt holes: 15/16" x 2 1/8" Mtg. bolt: 1/4"
2 1/2"	1 1/8"	200	Hard Rubber	Plain	GDP25561652	GDP25081652	3 3/16"	2 1/4"	3/4	2 3/4" x 3 13/16" Bolt holes: 1 3/4" x 3" Mtg. bolt: 5/16"	2 1/4" x 4 7/16" Bolt holes: 1 1/16" x 3 1/2" Mtg. bolt: 5/16"
			Polyolefin	Plain	GDP2556152	GDP2508152	3 3/16"	2 1/4"	3/4	2 3/4" x 3 13/16" Bolt holes: 1 3/4" x 3" Mtg. bolt: 5/16"	2 1/4" x 4 7/16" Bolt holes: 1 1/16" x 3 1/2" Mtg. bolt: 5/16"
3"	1 1/4"	180	TPR	Plain	GDP3356142	GDP3308142	3 13/16"	2 3/8"	1 1/4	3 1/8" x 4 1/8" Bolt holes: 2 3/8" x 3 3/8" Mtg. bolt: 5/16"	2 1/2" x 4 5/16" Bolt holes: 1 3/16" x 4" Mtg. bolt: 5/16"
		270	Hard Rubber	Plain	GDP33561652	GDP33081652	3 13/16"	2 3/8"	1 1/4	3 1/8" x 4 1/8" Bolt holes: 2 3/8" x 3 3/8" Mtg. bolt: 5/16"	2 1/2" x 4 5/16" Bolt holes: 1 3/16" x 4" Mtg. bolt: 5/16"
			Polyolefin	Plain	GDP3356152	GDP3308152	3 13/16"	2 3/8"	1 1/4	3 1/8" x 4 1/8" Bolt holes: 2 3/8" x 3 3/8" Mtg. bolt: 5/16"	2 1/2" x 4 5/16" Bolt holes: 1 3/16" x 4" Mtg. bolt: 5/16"
4"	1 5/16"	350	Hard Rubber	Plain	GDP04561652	GDP04081652	5"	3 3/16"	3	4" x 5 1/8" Bolt holes: 3" x 4" Mtg. bolt: 3/8"	3 1/8" x 6 1/4" Bolt holes: 1 3/4" x 5" Mtg. bolt: 3/8"
			Polyolefin	Plain	GDP0456152	GDP0408152	5"	3 3/16"	3	4" x 5 1/8" Bolt holes: 3" x 4" Mtg. bolt: 3/8"	3 1/8" x 6 1/4" Bolt holes: 1 3/4" x 5" Mtg. bolt: 3/8"

**G Series**

**COLSON**

# 3 Series

- Round or Square Stem
- Capacity up to 800 lbs each

## Standard Features

- Zinc plated finish is attractive and durable
- Full double ball hardened raceways for better performance and greater durability
- $\frac{3}{8}$ " hollow axle with lock nut
- Permanent rivet king pin construction
- Reinforcing washer on upper & lower raceway
- Grease holes: wheel bearing
- "Colson 45" multi-temp grease lubricates in extreme hot and cold temperatures

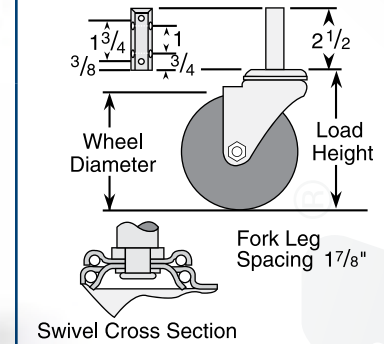
## Standard Mounting

- Square Stem - MTG31 Four  $\frac{17}{64}$ " diameter holes are drilled in square stem, two per side.  $2\frac{1}{2}$ " long x  $\frac{7}{8}$ " square



www.colsoncaster.com

## Standard Dimensions



## Caster Brake



**Top Lock**  
(See page 16) Available on all swivel models. Field installable (Specify **BRK1**).

## Fork / Wheel Options



**NSF Listed**  
(See page 3) All models except thread guards and cast iron wheels (Specify **FSI**).

**Dust Cap**  
(See page 20) Specify **DC1**.

**Thread Guards**  
(See page 114) Available on many models (Specify **TG1** for metal or **TG2** for plastic).

Lube Options	Fork	Wheel
No Grease	<b>GRF1</b>	<b>GRW1</b>
Double Grease	<b>GRF2</b>	<b>GRW2</b>
300° Continuous	<b>GRF3</b>	<b>GRW3</b>
500° Continuous	<b>Consult Factory</b>	

**Axle/Nut Options**  
**AX1** Zerk Axle  
**AX2** Solid Axle  
**NT1** Thick lock nut  
**AX1** Thin lock nut

## Mounting Options

**Round Stem** - Select size and specify by code number when ordering.

**MTG7:**  $2\frac{1}{2}$ " long x  $\frac{3}{4}$ " diameter  
**MTG9:**  $2\frac{1}{2}$ " long x  $\frac{7}{8}$ " diameter  
**MTG11:**  $2\frac{1}{2}$ " long x 1" diameter

## Wheel Selection



**Colson 3 Series Casters • Round or Square Stem • Capacity to 800 lbs**

Wheel Dia.	Tread Width	Capacity Each (Pounds)	Wheel Descriptions	Roller Bearing Models (To Order, Specify Mounting Code From Previous Page)	Optional Bearings (Order info below chart)	Load Height	Swivel Radius	Weight (Pounds)
3"	1 1/2"	250	Performa Rubber (Flat/Grey)	3.00314.449	Delrin, PPBB	4 5/16	3 1/8	2 1/2
		300	Polyolefin	3.00314.809	Delrin, PPBB	4 5/16	3 1/8	2 1/2
			Polyurethane HI-TECH	3.00314.909	Delrin, PPBB	4 5/16	3 1/8	2 1/2
		400	Phenolic	3.00314.309	Delrin, PPBB	4 5/16	3 1/8	2 1/2
			Cast Iron	3.00314.109	Delrin, PPBB	4 5/16	3 1/8	3 3/4
		600	Thermo	3.00314.819 HT	Plain, Bronze	4 5/16	3 1/8	2 1/2
4"	1 1/2"	255	Performa Rubber (Conductive Flat)	3.00414.449 COND	PPBB	5 3/16	3 5/8	2 2/3
		325	Performa Rubber (Flat/Grey)	3.00414.449	Delrin, PPBB	5 3/16	3 5/8	2 2/3
		375	Polyolefin	3.00414.809	Delrin, PPBB	5 3/16	3 5/8	2 3/4
		400	Maxim	3.00414.509	Delrin, Bronze, PPBB	5 3/16	3 5/8	2 3/4
			Polyurethane HI-TECH	3.00414.909	Delrin, PPBB	5 3/16	3 5/8	2 3/4
			Phenolic	3.00414.309	Delrin, PPBB	5 3/16	3 5/8	2 3/4
			Cast Iron	3.00414.109	Delrin, PPBB	5 3/16	3 5/8	4
		700	Thermo	3.00414.819 HT	Plain, Bronze	5 3/16	3 5/8	2 3/4
		5"	1 1/2"	280	Performa Rubber (Conductive Flat)	3.00514.449 COND	PPBB	6 3/16
350	Performa Rubber (Flat/Grey)			3.00514.449	Delrin, PPBB	6 3/16	3 7/8	3
400	Polyolefin			3.00514.809	Delrin, PPBB	6 3/16	3 7/8	3
	Polyurethane HI-TECH			3.00514.909	Delrin, PPBB	6 3/16	3 7/8	3
	Phenolic			3.00514.309	Delrin, PPBB	6 3/16	3 7/8	3
	Cast Iron			3.00514.109	Delrin, PPBB	6 3/16	3 7/8	4 1/2
800	Thermo			3.00514.819 HT	Plain, Bronze	6 3/16	3 7/8	3
6"	1 1/2"	300	Performa Rubber (Conductive Flat)	3.00614.449 COND	PPBB	7 3/16	4 5/8	4
		375	Performa Rubber (Flat/Grey)	3.00614.449	Delrin, PPBB	7 3/16	4 5/8	4
		400	Polyolefin	3.00614.809	Delrin, PPBB	7 3/16	4 5/8	3 1/2
			Polyurethane HI-TECH	3.00614.909	Delrin, PPBB	7 3/16	4 5/8	3 1/2
			Phenolic	3.00614.309	Delrin, PPBB	7 3/16	4 5/8	3 1/2
			Cast Iron	3.00614.109	Delrin, PPBB	7 3/16	4 5/8	5 3/4

**Bearing Options**

Wheels feature roller bearings in above chart. To order optional bearings, see information to the right. To order caster with no wheel bearing, Consult Factory.



**Roller Bearing**  
Metal cage roller bearing (Specify **WB29**).  
Metal thrust & retainer washers (Specify **WSR1**).  
Sintered iron step washers (Specify **WSR2**).  
Sealed metal retainer washer (Specify **WSR3**).



**Delrin Bearings**  
For standard two-piece bearing change ninth digit to "1" (Example: 3.00614.441).



**Pedestal Precision Ball Bearing (PPBB)**  
To order change 9th digit to "5" (Example: 3.00614.445).



**Bronze**  
To order, change the 9th digit in model number to "4" (Example: 3.00414.504)

# 3 Series

- Top Plate Swivel & Rigid
- Capacity up to 800 lbs each

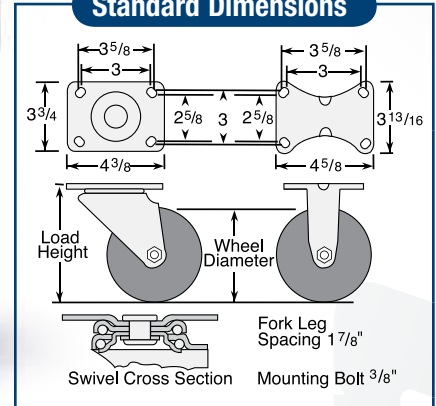
www.colsoncaster.com



## Standard Features

- Zinc plated finish is attractive and durable
- Full double ball hardened raceways for better performance and greater durability
- 3/8" hollow axle with lock nut
- Permanent rivet king pin construction
- Reinforcing washer on upper & lower raceway for swivel models
- Grease holes: wheel bearing
- "Colson 45" multi-temp grease lubricates in extreme hot and cold temperatures
- .164 steel top plate

## Standard Dimensions



## Caster Brake



**Top Lock**  
(See page 16) Available on all swivel models. Field installable (Specify **BRK1**).

## Fork / Wheel Options



**NSF Listed**  
(See page 3) All models except thread guards and cast iron wheels (Specify **FSI**).

**Dust Cap**  
(See page 20) Specify **DC1**.

**Thread Guards**  
(See page 114) Available on many models (Specify **TG1** for metal or **TG2** for plastic).

Lube Options	Fork	Wheel
No Grease	<b>GRF1</b>	<b>GRW1</b>
Double Grease	<b>GRF2</b>	<b>GRW2</b>
300° Continuous	<b>GRF3</b>	<b>GRW3</b>
500° Continuous	<b>Consult Factory</b>	

### Axle/Nut Options

- AX1** Zerk Axle
- AX2** Solid Axle
- NT1** Thick lock nut
- AX1** Thin lock nut

## Wheel Selection



**Colson 3 Series Casters • Top Plate Swivel & Rigid • Capacity to 800 lbs**

Wheel Dia.	Tread Width	Capacity Each (Pounds)	Wheel Descriptions	Swivel Top Plate Roller Bearing Caster Models	Rigid Top Plate Roller Bearing Caster Models	Optional Bearings (Order info below chart)	Load Height	Swivel Radius	Weight (Pounds)
3"	1 1/2"	250	Performa Rubber (Flat/Grey)	3.00317.449	3.00308.449	Delrin, PPBB	4 1/2	3 1/8	3
		300	Polyolefin	3.00317.809	3.00308.809	Delrin, Plain, PPBB	4 1/2	3 1/8	2 3/4
			Polyurethane HI-TECH	3.00317.909	3.00308.909	Delrin, PPBB	4 1/2	3 1/8	3
		400	Phenolic	3.00317.309	3.00308.309	Delrin, PPBB	4 1/2	3 1/8	2 3/4
			Cast Iron	3.00317.109	3.00308.109	Delrin, PPBB	4 1/2	3 1/8	4 1/4
		600	Thermo	3.00317.819 HT	3.00308.819 HT	Plain, Bronze	4 1/2	3 1/8	2 3/4
4"	1 1/2"	255	Performa Rubber (Conductive Flat)	3.00417.449 COND	3.00408.449 COND	PPBB	5 3/8	3 5/8	3 1/2
		325	Performa Rubber (Flat/Grey)	3.00417.449	3.00408.449	Delrin, PPBB	5 3/8	3 5/8	3 1/2
		375	Polyolefin	3.00417.809	3.00408.809	Delrin, Plain, PPBB	5 3/8	3 5/8	3
		400	Maxim	3.00417.509	3.00408.509	Delrin, Bronze, PPBB	5 3/8	3 5/8	3 1/4
			Polyurethane HI-TECH	3.00417.909	3.00408.909	Delrin, PPBB	5 3/8	3 5/8	3 1/4
			Phenolic	3.00417.309	3.00408.309	Delrin, PPBB	5 3/8	3 5/8	3 1/4
			Cast Iron	3.00417.109	3.00408.109	Delrin, PPBB	5 3/8	3 5/8	4 1/2
		700	Thermo	3.00417.819 HT	3.00408.819 HT	Plain, Bronze	5 3/8	3 5/8	3
		5"	1 1/2"	280	Performa Rubber (Conductive Flat)	3.00517.449 COND	3.00508.449 COND	PPBB	6 3/8
350	Performa Rubber (Flat/Grey)			3.00517.449	3.00508.449	Delrin, PPBB	6 3/8	4 1/8	3 1/2
400	Polyolefin			3.00517.809	3.00508.809	Delrin, Plain, PPBB	6 3/8	4 1/8	3 1/4
	Polyurethane HI-TECH			3.00517.909	3.00508.909	Delrin, PPBB	6 3/8	4 1/8	3 1/2
	Phenolic			3.00517.309	3.00508.309	Delrin, PPBB	6 3/8	4 1/8	3 1/4
	Cast Iron			3.00517.109	3.00508.109	Delrin, PPBB	6 3/8	4 1/8	5
800	Thermo			3.00517.819 HT	3.00508.810 HT	Plain, Bronze	6 3/8	4 1/8	3 1/4
6"	1 1/2"	300	Performa Rubber (Conductive Flat)	3.00617.449 COND	3.00608.449 COND	PPBB	7 3/8	4 5/8	3 3/4
		375	Performa Rubber (Flat/Grey)	3.00617.449	3.00608.449	Delrin, PPBB	7 3/8	4 5/8	3 3/4
		400	Polyolefin	3.00617.809	3.00608.809	Delrin, Plain, PPBB	7 3/8	4 5/8	3
			Polyurethane HI-TECH	3.00617.909	3.00608.909	Delrin, PPBB	7 3/8	4 5/8	3 3/4
			Phenolic	3.00617.309	3.00608.309	Delrin, PPBB	7 3/8	4 5/8	3 3/4
			Cast Iron	3.00617.109	3.00608.109	Delrin, PPBB	7 3/8	4 5/8	6

**Bearing Options**

Wheels feature roller bearings in above chart. To order optional bearings, see information to the right. To order caster with no wheel bearing, Consult Factory.



**Roller Bearing**  
 Metal cage roller bearing (Specify **WB29**).  
 Metal thrust & retainer washers (Specify **WSR1**).  
 Sintered iron step washers (Specify **WSR2**).  
 Sealed metal retainer washer (Specify **WSR3**).



**Delrin Bearings**  
 For standard two-piece bearing change ninth digit to "1" (Example: 3.00617.441).



**Pedestal Precision Ball Bearing (PPBB)**  
 To order change 9th digit to "5" (Example: 3.00617.445).



**Bronze**  
 To order, change the 9th digit in model number to "4" (Example: 3.00417.504).

# 4

# Series

- Top Plate Swivel & Rigid
- Capacity up to 800 lbs each

www.colsoncaster.com



## Standard Features

- Attractive zinc plated finish
- Full double ball hardened raceways
- 1/2" hollow axle with grease zerk and lock nut
- Plastic seal/retainer washer (roller bearing models)
- 1/4" steel top plate for durability
- Permanent rivet king pin with 5/8" diameter rivet
- Grease fittings: wheel bearing and swivel raceway
- "Colson 45" multi-temp grease lubricates in extreme hot and cold temperatures

## Caster Brake

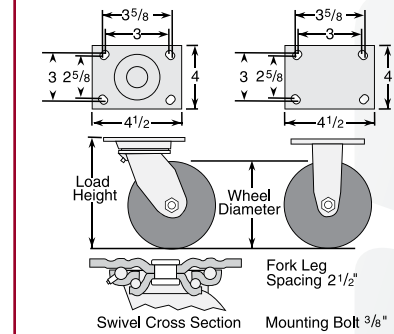


**Tread Lock**  
(See page 18)  
Available on all swivel casters except 3" diameter models (Specify **BRK1**).



**Tech Lock®**  
(See page 18)  
Available on all swivel casters except 3" diameter and swivel lock models. Rigid 6" model available (Specify **BRK2**).

## Standard Dimensions



## Fork / Wheel Options



**NSF Listed**  
(See page 3) All models except swivel lock, thread guards, forged steel and cast iron core wheels (Specify **FSI**).



**Foot Activated Swivel Lock**  
(See page 19) Available on all swivel casters with standard top plate (Specify **MTG81**).



**Hand Activated Swivel Lock**  
(See page 19) Available on all swivel casters in Bolt-On or Welded design.

**DirtBan Swivel Seal**  
(See page 20) Not available on swivel lock models (Specify **SEAL**).

**Thread Guards**  
(See page 114) Available on many models (Specify **TG1** for metal or **TG2** for plastic).

**Axle/Nut Options**  
**AX2** Solid Axle  
**NT1** Thick lock nut

Lube Options	Fork	Wheel
No Grease	<b>GRF1</b>	<b>GRW1</b>
Double Grease	<b>GRF2</b>	<b>GRW2</b>
300° Continuous	<b>GRF3</b>	<b>GRW3</b>
500° Continuous	<b>Consult Factory</b>	



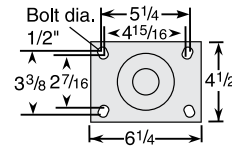
**Total Lock**  
(See page 18)  
Available on 4", 5", 6" & 8" swivel models (Specify **BRK4**).



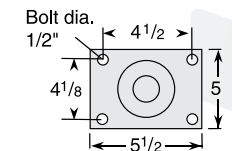
**Top Lock**  
(See page 17)  
Available on 4", 5", 6" and 8" swivel models (Specify **BRK7**).

## Optional Top Plates

**#2 Top Plate** (Specify **MTG2**).



**#4 Top Plate** (Specify **MTG4**).



## Wheel Selection



**Colson 4 Series Casters • Top Plate Swivel & Rigid • Capacity to 800 lbs**

Wheel Dia.	Tread Width	Capacity Each (Pounds)	Wheel Descriptions	Swivel Top Plate Roller Bearing Caster Models	Rigid Top Plate Roller Bearing Caster Models	Optional Bearings (Order information below chart)	Load Height	Swivel Radius	Weight lbs (Rigid Deduct 1 lb)
3"	1 1/2"	225	Perma Rubber (Conductive/Flat)	4.03109.449 COND	4.03108.449 COND	PPBB	5 1/8	3 1/16	3 1/4
		250	Perma Rubber (Flat/Grey)	4.03109.449	4.03108.449	Delrin, PPBB	5 1/8	3 1/16	3 1/4
		300	Polyolefin	4.03109.819	4.03108.819	Delrin, Plain, PPBB	5 1/8	3 1/16	3 3/4
			Polyurethane HI-TECH	4.03109.919	4.03108.919	Delrin, PPBB	5 1/8	3 1/16	3 1/4
		425	Cast Iron	4.03109.119	4.03108.119	Delrin, PPBB	5 1/8	3 1/16	5
		600	Phenolic	4.03109.319	4.03108.319	Delrin, PPBB	5 1/8	3 1/16	3 3/4
			Thermo	4.03109.819 HT	4.03108.819 HT	Plain, Bronze	5 1/8	3 1/16	4 3/4
4"	1 1/2"	255	Perma Rubber (Conductive/Flat)	4.04109.449 COND	4.04108.449 COND	PPBB	5 5/8	3 9/16	3 3/4
		325	Perma Rubber (Flat/Grey)	4.04109.449	4.04108.449	Delrin, PPBB	5 5/8	3 9/16	3 3/4
		375	Polyolefin	4.04109.819	4.04108.819	Delrin, Plain, PPBB	5 5/8	3 9/16	4 3/4
		400	Polyurethane HI-TECH	4.04109.919	4.04108.919	Delrin, PPBB	5 5/8	3 9/16	4
		500	Cast Iron	4.04109.119	4.04108.119	Delrin, PPBB	5 5/8	3 9/16	5 1/4
			Phenolic	4.04109.319	4.04108.319	Delrin, PPBB	5 5/8	3 9/16	3 3/4
		600	Thermo	4.04109.819 HT	4.04108.819 HT	Plain, Bronze	5 5/8	3 9/16	4 3/4
			Maxim	4.04109.519	4.04108.519	Delrin, Bronze, PPBB	5 5/8	3 9/16	3 3/4
		5"	1 1/2"	280	Perma Rubber (Conductive/Flat)	4.05109.449 COND	4.05108.449 COND	PPBB	6 1/2
350	Perma Rubber (Flat/Grey)			4.05109.449	4.05108.449	Delrin, PPBB	6 1/2	4 1/4	4 1/8
450	Polyolefin			4.05109.819	4.05108.819	Delrin, Plain, PPBB	6 1/2	4 1/4	4 1/8
500	Polyurethane HI-TECH			4.05109.919	4.05108.919	Delrin, PPBB	6 1/2	4 1/4	4 1/8
	Cast Iron			4.05109.119	4.05108.119	Delrin, PPBB	6 1/2	4 1/4	5 1/2
600	Phenolic			4.05109.319	4.05108.319	Delrin, PPBB	6 1/2	4 1/4	3 3/4
	Thermo			4.05109.819 HT	4.05108.819 HT	Plain, Bronze	6 1/2	4 1/4	4 3/4
6"	1 1/2"	300	Perma Rubber (Conductive/Flat)	4.06109.449 COND	4.06108.449 COND	PPBB	7 1/2	5	5
		375	Perma Rubber (Flat/Grey)	4.06109.449	4.06108.449	Delrin, PPBB	7 1/2	5	5
		500	Polyolefin	4.06109.819	4.06108.819	Delrin, Plain, PPBB	7 1/2	5	4 1/8
		600	Polyurethane HI-TECH	4.06109.919	4.06108.919	Delrin, PPBB	7 1/2	5	5
			Cast Iron	4.06109.119	4.06108.119	Delrin, PPBB	7 1/2	5	6 1/2
		800	Phenolic	4.06109.319	4.06108.319	PPBB	7 1/2	5	4 1/4
8"	1 1/2"	350	Perma Rubber (Conductive/Flat)	4.08199.449 COND	4.08198.449 COND	PPBB	9 1/2	6 1/2	5 3/4
		500	Perma Rubber (Flat/Grey)	4.08199.449	4.08198.449	Delrin, PPBB	9 1/2	6 1/2	5 3/4
		600	Polyolefin	4.08199.819	4.08198.819	Delrin, Plain, PPBB	9 1/2	6 1/2	4 1/2
		800	Polyurethane HI-TECH	4.08199.919	4.08198.919	Delrin, PPBB	9 1/2	6 1/2	5 3/4

All 4 Series swivel forks are notched to accommodate four position swivel locks.

**Bearing Options**

Wheels feature roller bearings in above chart. To order optional bearings, see information to the right. To order caster with no wheel bearing, consult factory.



**Roller Bearing**  
Metal cage roller bearing (Specify **WB29**).  
Metal thrust & retainer washers (Specify **WSR1**).  
Sintered iron step washers (Specify **WSR2**).  
Sealed metal retainer washer (Specify **WSR3**).



**Delrin Bearing**  
For standard two-piece bearing change ninth digit to "1" (Example: 4.06109.911).



**Pedestal Precision Ball Bearing (PPBB)**  
To order change 9th digit to "5" (Example: 4.06109.915).



**Bronze Bearing**  
To order, change the 9th digit in model number to "4" (Example: 4.05109.814 HT).

**4 Series**

# 4

# Series

- Top Plate Swivel & Rigid
- Capacity up to 1250 lbs each

www.colsoncaster.com



## Standard Features

- Attractive zinc plated finish
- Full double ball hardened raceways
- 1/2" hollow axle with grease zerk and lock nut
- Plastic seal/retainer washer (roller bearing models)
- 1/4" steel top plate for durability
- Permanent rivet king pin with 5/8" diameter rivet
- Grease fittings: wheel bearing and swivel raceway
- "Colson 45" multi-temp grease lubricates in extreme hot and cold temperatures

## Fork / Wheel Options



**NSF Listed**  
(See page 3) All models except swivel lock, thread guards, forged steel and cast iron core wheels (Specify **FS1**).



**Foot Activated Swivel Lock**  
(See page 19) Available on all swivel casters with standard top plate (Specify **MTG81**).



**Hand Activated Swivel Lock**  
(See page 19) Available on all swivel casters in Bolt-On or Welded design.

**DirtBan Swivel Seal**  
(See page 20) Not available on swivel lock models (Specify **SEAL**).

**Thread Guards**  
(See page 114) Available on many models (Specify **TG1** for metal or **TG2** for plastic).

**Load Height Option**  
6" dia. models with 7 1/4" load height. Only Side Lock brakes (Specify **LH7.25**).

**Axle/Nut Options**  
**AX2** Solid Axle  
**NT1** Thick lock nut

Lube Options	Fork	Wheel
No Grease	<b>GRF1</b>	<b>GRW1</b>
Double Grease	<b>GRF2</b>	<b>GRW2</b>
300° Continuous	<b>GRF3</b>	<b>GRW3</b>
500° Continuous	<b>Consult Factory</b>	

## Caster Brake



**Tread Lock**  
(See page 18) Available on all swivel casters except 3 1/4" diameter and V-Groove models. (Specify **BRK1**).



**Tech Lock®**  
(See page 18) Available on all swivel casters except 3 1/4" diameter, V-Groove and Swivel Lock models. 6" rigid model available (Specify **BRK2**).



**Side Lock**  
(See page 17) Available on all swivel roller bearing or one piece Delrin models except 3 1/4" diameter (Specify **BRK3**).

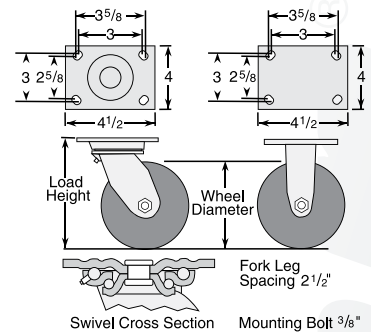


**Total Lock**  
(See page 18) Available on 4", 5", 6" & 8" swivel models except 3 1/4" diameter and V-Groove wheels (Specify **BRK4**).



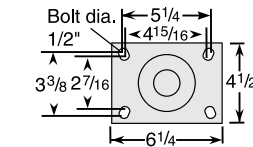
**Top Lock**  
(See page 17) Available on 4", 5", 6" and 8" swivel models except V-Groove (Specify **BRK7**).

## Standard Dimensions

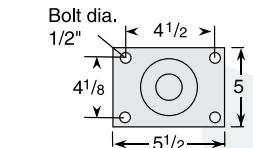


## Optional Top Plates

**#2 Top Plate** (Specify **MTG2**).



**#4 Top Plate** (Specify **MTG4**).



## Wheel Selection



**Colson 4 Series Casters • Top Plate Swivel & Rigid • Capacity to 1250 lbs**

Wheel Dia.	Tread Width	Capacity Each (Pounds)	Wheel Descriptions	Swivel Top Plate Roller Bearing Caster Models	Rigid Top Plate Roller Bearing Caster Models	Optional Bearings (Order information below chart)	Load Height	Swivel Radius	Weight lbs (Rigid Deduct 1.5 lbs)
3 1/4"	2"	700	Phenolic	4.03109.339	4.03108.339	Delrin, PPBB	5 1/4	3 3/16	4 3/4
			Maxim	4.03109.539	4.03108.539	Delrin, Bronze, PPBB	5 1/4	3 3/16	4 3/4
		300	Performa Rubber (Flat/Conductive)	4.04109.459 COND	4.04108.459 COND	PPBB	5 5/8	3 9/16	5 3/4
			Performa Rubber (Flat/Black)	4.04109.459.2	4.04108.459.2	Delrin, Prec. Ball, PPBB	5 5/8	3 9/16	5 3/4
		400	Performa Rubber (Flat/Grey)	4.04109.459	4.04108.459	Delrin, Prec. Ball, PPBB	5 5/8	3 9/16	5 3/4
			Trans-forma LT (Flat)	4.04109.4B9	4.04108.4B9	Delrin, PPBB	5 5/8	3 9/16	5 3/4
			Trans-forma (Flat)	4.04109.4E9	4.04108.4E9	Delrin, PPBB	5 5/8	3 9/16	5 3/4
			Moldon Rubber (Cast iron core)	4.04109.649.7	4.04108.649.7	Delrin, PPBB	5 5/8	3 9/16	7 1/4
		500	Polyolefin	4.04109.839	4.04108.839	Delrin, Plain, PPBB	5 5/8	3 9/16	4 1/2
			Trans-forma HD (Flat)	4.04109.4F9	4.04108.4F9	Delrin, PPBB	5 5/8	3 9/16	5 3/4
		600	Polyurethane HI-TECH	4.04109.929	4.04108.929	Delrin, PPBB	5 5/8	3 9/16	4 3/4
			Moldon Polyurethane (Aluminum core)	4.04109.939	4.04108.939	Delrin, PPBB	5 5/8	3 9/16	5 1/4
700	Moldon Polyurethane (Cast iron core)	4.04109.949.7	4.04108.949.7	Delrin, PPBB	5 5/8	3 9/16	7 1/4		
	Maxim	4.04109.539	4.04108.539	Delrin, Bronze, PPBB	5 5/8	3 9/16	4 1/8		
800	Phenolic	4.04109.339	4.04108.339	Delrin, PPBB	5 5/8	3 9/16	5 3/4		
	Thermo	4.04109.839 HT	4.04108.839 HT	Plain, Bronze	5 5/8	3 9/16	6 3/4		
	V-Groove	4.04109.739	4.04108.739	Delrin, PPBB	5 5/8	3 9/16	8 1/8		
	Endura Solid Elastomer	4.04109.839 EN	4.04108.839 EN	Delrin, Prec. Ball, PPBB	5 5/8	3 9/16	5 3/4		
1000	Cast Iron	4.04109.139	4.04108.139	Delrin, PPBB	5 5/8	3 9/16	7 7/8		
	Performa Rubber (Flat/Conductive)	4.05109.459 COND	4.05108.459 COND	PPBB	6 1/2	4 1/4	6 1/8		
4"	2"	300	Moldon Rubber (Cast iron core)	4.05109.649.7	4.05108.649.7	Delrin, PPBB	6 1/2	4 1/4	8 1/8
			Trans-forma LT (Flat)	4.05109.4B9	4.05108.4B9	Delrin, PPBB	6 1/2	4 1/4	6 1/8
		450	Performa Rubber (Flat/Black)	4.05109.459.2	4.05108.459.2	Delrin, Prec. Ball, PPBB	6 1/2	4 1/4	6 1/8
			Performa Rubber (Flat/Grey)	4.05109.459	4.05108.459	Delrin, Prec. Ball, PPBB	6 1/2	4 1/4	6 1/8
		500	Trans-forma (Flat)	4.05109.4E9	4.05108.4E9	Delrin, PPBB	6 1/2	4 1/4	6 1/8
			Polyolefin	4.05109.839	4.05108.839	Delrin, Plain, PPBB	6 1/2	4 1/4	4 7/8
		650	Trans-forma HD (Flat)	4.05109.4F9	4.05108.4F9	Delrin, PPBB	6 1/2	4 1/4	6 1/8
			Polyurethane HI-TECH	4.05109.929	4.05108.929	Delrin, PPBB	6 1/2	4 1/4	4 3/4
		750	Maxim	4.05109.539	4.05108.539	Delrin, Bronze, PPBB	6 1/2	4 1/4	4 1/2
			Endura Solid Elastomer	4.05109.839 EN	4.05108.839 EN	Delrin, Prec. Ball, PPBB	6 1/2	4 1/4	5 3/4
		1000	Moldon Polyurethane (Aluminum core)	4.05109.939	4.05108.939	Delrin, PPBB	6 1/2	4 1/4	6 1/8
			Moldon Polyurethane (Cast iron core)	4.05109.949.7	4.05108.949.7	Delrin, PPBB	6 1/2	4 1/4	8 1/8
Moldon Nylon	4.05109.939.3		4.05108.939.3	Delrin, PPBB	6 1/2	4 1/4	9 1/4		
Phenolic	4.05109.339		4.05108.339	Delrin, PPBB	6 1/2	4 1/4	5 3/4		
1250	Thermo	4.05109.839 HT	4.05108.839 HT	Plain, Bronze	6 1/2	4 1/4	6 3/4		
	Cast Iron	4.05109.139	4.05108.139	Delrin, PPBB	6 1/2	4 1/4	8 7/8		
5"	2"	325	Forged Steel	4.05109.239	4.05108.239	Delrin, PPBB	6 1/2	4 1/4	9 1/4
			Performa Rubber (Flat/Conductive)	4.06109.459 COND	4.06108.459 COND	PPBB	7 1/2	5	6 1/8
		400	Performa Rubber (Round/Conductive)	4.06109.559 COND	4.06108.559 COND	PPBB	7 1/2	5	6 1/8
			Performa Rubber (Round)	4.06109.559	4.06108.559	Delrin, Prec. Ball, PPBB	7 1/2	5	6 1/8
		410	Trans-forma (Round)	4.06109.5E9	4.06108.5E9	Delrin, PPBB	7 1/2	5	6 1/8
			Moldon Rubber (Cast iron core)	4.06109.649.7	4.06108.649.7	Delrin, PPBB	7 1/2	5	10 1/2
		450	Trans-forma LT (Flat)	4.06109.4B9	4.06108.4B9	Delrin, PPBB	7 1/2	5	6 1/8
			Performa Rubber (Flat/Black)	4.06109.459.2	4.06108.459.2	Delrin, Prec. Ball, PPBB	7 1/2	5	6 1/8
		500	Performa Rubber (Flat/Grey)	4.06109.459	4.06108.459	Delrin, Prec. Ball, PPBB	7 1/2	5	6 1/8
			Trans-forma (Flat)	4.06109.4E9	4.06108.4E9	Delrin, PPBB	7 1/2	5	6 1/8
		600	Trans-forma HD (Round)	4.06109.5F9	4.06108.5F9	Delrin, PPBB	7 1/2	5	6 1/8
			Polyolefin	4.06109.839	4.06108.839	Delrin, Plain, PPBB	7 1/2	5	5 1/2
650	Polyurethane HI-TECH	4.06109.929	4.06108.929	Delrin, PPBB	7 1/2	5	5		
	Trans-forma HD (Flat)	4.06109.4F9	4.06108.4F9	Delrin, PPBB	7 1/2	5	6 1/8		
700	Triumph (Round/Blue)*	4.06109.96TF	4.06108.96TF	Prec. Ball	7 1/2	5	7 1/2		
	Triumph (Round/Red)*	4.06109.96TS	4.06108.96TS	Prec. Ball	7 1/2	5	7 1/2		
900	Endura Solid Elastomer	4.06109.839 EN	4.06108.839 EN	Delrin, Prec. Ball, PPBB	7 1/2	5	7		
	Maxim	4.06109.539	4.06108.539	Delrin, Bronze, PPBB	7 1/2	5	4 3/4		
1100	Moldon Polyurethane (Aluminum core)	4.06109.939	4.06108.939	Delrin, PPBB	7 1/2	5	7 1/2		
	Moldon Polyurethane (Cast iron core)	4.06109.949.7	4.06108.949.7	Delrin, PPBB	7 1/2	5	10 1/2		
	Moldon Nylon	4.06109.939.3	4.06108.939.3	Delrin, PPBB	7 1/2	5	9 1/4		
	Phenolic	4.06109.339	4.06108.339	Delrin, PPBB	7 1/2	5	7		
1200	V-Groove	4.06109.739	4.06108.739	Delrin, PPBB	7 1/2	5	10 1/2		
	Cast Iron	4.06109.139	4.06108.139	Delrin, PPBB	7 1/2	5	9 3/4		
1250	Forged Steel	4.06109.239	4.06108.239	Delrin, PPBB	7 1/2	5	10 1/4		
	Performa Rubber (Flat/Conductive)	4.08199.459 COND	4.08198.459 COND	PPBB	9 1/2	6 1/2	6 1/4		
6"	2"	400	Performa Rubber (Round/Conductive)	4.08199.559 COND	4.08198.559 COND	PPBB	9 1/2	6 1/2	6 1/4
			Moldon Rubber (Cast iron core)	4.08199.649.7	4.08198.649.7	Delrin, PPBB	9 1/2	6 1/2	13 1/4
		500	Performa Rubber (Round/Grey)	4.08199.559	4.08198.559	Delrin, Prec. Ball, PPBB	9 1/2	6 1/2	6 1/4
			Performa Rubber (Round/Black)	4.08199.459.2	4.08198.459.2	Delrin, Prec. Ball, PPBB	9 1/2	6 1/2	6 1/4
		600	Performa Rubber (Flat/Grey)	4.08199.459	4.08198.459	Delrin, Prec. Ball, PPBB	9 1/2	6 1/2	6 1/4
			Polyolefin	4.08199.839	4.08198.839	Delrin, Plain, PPBB	9 1/2	6 1/2	5 3/4
		675	Polyurethane HI-TECH	4.08199.929	4.08198.929	Delrin, PPBB	9 1/2	6 1/2	5 3/4
			Endura Solid Elastomer	4.08199.839 EN	4.08198.839 EN	Delrin, Prec. Ball, PPBB	9 1/2	6 1/2	5 3/4
		900	Triumph (Crown/Brown)*	4.08199.93TF	4.08198.93TF	Prec. Ball	9 1/2	6 1/2	8 1/4
			Triumph (Crown/Red)*	4.08199.93TS	4.08198.93TS	Prec. Ball	9 1/2	6 1/2	8 1/4
		1000	Triumph (Round/Blue)*	4.08199.96TF	4.08198.96TF	Prec. Ball	9 1/2	6 1/2	8 1/4
			Triumph (Round/Red)*	4.08199.96TS	4.08198.96TS	Prec. Ball	9 1/2	6 1/2	8 1/4
1200	Maxim	4.08199.539	4.08198.539	Delrin, Bronze, PPBB	9 1/2	6 1/2	5 1/2		
	Moldon Polyurethane (Aluminum core)	4.08199.939	4.08198.939	Delrin, PPBB	9 1/2	6 1/2	8 1/4		
1250	Moldon Polyurethane (Cast iron core)	4.08199.949.7	4.08198.949.7	Delrin, PPBB	9 1/2	6 1/2	13 1/4		
	Moldon Nylon	4.08199.939.3	4.08198.939.3	Delrin, PPBB	9 1/2	6 1/2	9 1/4		
8"	2"	500	Phenolic	4.08199.339	4.08198.339	Delrin, PPBB	9 1/2	6 1/2	8 1/2
			Cast Iron	4.08199.139	4.08198.139	Delrin, PPBB	9 1/2	6 1/2	12 1/2

\*Triumph wheels available with Precision ball bearing only. All 4 Series swivel forks are notched to accommodate four position swivel locks.

**Bearing Options**

Wheels feature roller bearings in above chart. To order optional bearings, see information to the right. To order caster with no wheel bearing, consult factory.



**Roller Bearing**

Metal cage roller bearing (Specify **WB29**).  
Metal thrust & retainer washers (Specify **WSR1**).  
Sintered iron step washers (Specify **WSR2**).  
Sealed metal retainer washer (Specify **WSR3**).

**Torrington Roller Bearing**

Torrington style roller bearing with retainer (Specify **WB19**).

**Delrin Bearing**

For standard two-piece bearing change 9th digit to "1" (Example: 4.06109.921).  
One-piece with steel thrust washers (Specify **WB11**).

**Precision Ball Bearing**

To order change 8th and 9th digits to "P5" (Example 4.06109.4P5).

**Pedestal Precision Ball Bearing (PPBB)**

To order change 9th digit to "5" (Example: 4.06109.4E5).

**Bronze Bearing**

To order, change the 9th digit in model number to "4" (Example: 4.06109.534).

**4 Series**

**COLSON**

# 4

# Series

www.colsoncaster.com

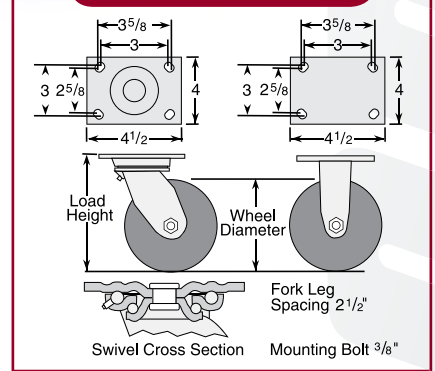
- Stainless Steel Top Plate Swivel & Rigid
- Capacity up to 1250 lbs each

## Standard Features

- Polished stainless steel (Grade 304)
- 1/2" stainless steel hollow axle with grease zerk, nut and lock washer
- 1/4" standard steel top plate for durability
- Permanent rivet king pin with 9/8" diameter rivet
- Grease fittings: wheel bearing and swivel raceway
- "Colson 45" multi-temp grease lubricates in extreme hot and cold temperatures



## Standard Dimensions



## Caster Brake



**Tech Lock®**  
(See page 18)  
Available on all swivel and 6" rigid casters (Specify **BRK2**).



**Side Lock**  
(See page 17)  
Stainless steel design available on all swivel casters with one-piece Delrin bearing or roller bearing only (Specify **BRK3**).



**Top Lock**  
(See page 18)  
New stainless steel design available on all swivel models (Specify **BRK7**).

## Fork / Wheel Options



**NSF Listed**  
(See page 3) All models except swivel lock, thread guards, forged steel and cast iron core wheels (Specify **FS1**).



**Foot Activated Swivel Lock**  
(See page 19) Available on all swivel casters with standard top plate (Specify **MTG81**).

**DirtBan Swivel Seal**  
(See page 20) Not available on swivel lock models (Specify **SEAL**).

**Thread Guards**  
(See page 114) Available on many models (Specify **TG1** for metal or **TG2** for plastic).

## Wheel Selection



**Colson 4 Series Casters • Stainless Steel Top Plate Swivel & Rigid • Capacity to 1250 lbs**

Wheel Dia.	Tread Width	Capacity Each (Pounds)	Wheel Descriptions	Swivel Top Plate SS Roller Bearing Caster Models	Rigid Top Plate SS Roller Bearing Caster Models	Wheel Bearing	Load Height	Swivel Radius	Weight (Pounds)
4"	2"	300	Perfoma Rubber (Flat/Conductive)	4.04109.459 COND SS	4.04108.459 COND SS	PPBB	5 <sup>5</sup> / <sub>8</sub>	3 <sup>9</sup> / <sub>16</sub>	5 <sup>3</sup> / <sub>4</sub>
		400	Perfoma Rubber (Flat/Black)	4.04109.459.2 SS	4.04108.459.2 SS	Delrin, Bronze, PPBB	5 <sup>5</sup> / <sub>8</sub>	3 <sup>9</sup> / <sub>16</sub>	5 <sup>3</sup> / <sub>4</sub>
			Perfoma Rubber (Flat/Grey)	4.04109.459 SS	4.04108.459 SS	Delrin, Bronze, PPBB	5 <sup>5</sup> / <sub>8</sub>	3 <sup>9</sup> / <sub>16</sub>	5 <sup>3</sup> / <sub>4</sub>
			Trans-forma LT (Flat)	4.04109.4B9 SS	4.04108.4B9 SS	Delrin, Bronze, PPBB	5 <sup>5</sup> / <sub>8</sub>	3 <sup>9</sup> / <sub>16</sub>	5 <sup>3</sup> / <sub>4</sub>
			Trans-forma (Flat)	4.04109.4E9 SS	4.04108.4E9 SS	Delrin, Bronze, PPBB	5 <sup>5</sup> / <sub>8</sub>	3 <sup>9</sup> / <sub>16</sub>	5 <sup>3</sup> / <sub>4</sub>
		500	Polyolefin	4.04109.839 SS	4.04108.839 SS	Delrin, Bronze, Plain, PPBB	5 <sup>5</sup> / <sub>8</sub>	3 <sup>9</sup> / <sub>16</sub>	4 <sup>1</sup> / <sub>2</sub>
		600	Trans-forma HD (Flat)	4.04109.4F9 SS	4.04108.4F9 SS	Delrin, Bronze, Plain	5 <sup>5</sup> / <sub>8</sub>	3 <sup>9</sup> / <sub>16</sub>	5 <sup>3</sup> / <sub>4</sub>
			Polyurethane HI-TECH	4.04109.929 SS	4.04108.929 SS	Delrin, Bronze, PPBB	5 <sup>5</sup> / <sub>8</sub>	3 <sup>9</sup> / <sub>16</sub>	4 <sup>3</sup> / <sub>4</sub>
			Maxim	4.04109.539 SS	4.04108.539 SS	Delrin, Bronze, PPBB	5 <sup>5</sup> / <sub>8</sub>	3 <sup>9</sup> / <sub>16</sub>	5 <sup>3</sup> / <sub>4</sub>
			Phenolic	4.04109.339 SS	4.04108.339 SS	Delrin, PPBB	5 <sup>5</sup> / <sub>8</sub>	3 <sup>9</sup> / <sub>16</sub>	5 <sup>3</sup> / <sub>4</sub>
800	Thermo	4.04109.839 HT SS	4.04108.839 HT SS	Plain, Bronze	5 <sup>5</sup> / <sub>8</sub>	3 <sup>9</sup> / <sub>16</sub>	5 <sup>3</sup> / <sub>4</sub>		
	Endura Solid Elastomer	4.04109.839 EN SS	4.04108.839 EN SS	Delrin, Bronze, PPBB	5 <sup>5</sup> / <sub>8</sub>	3 <sup>9</sup> / <sub>16</sub>	5 <sup>3</sup> / <sub>4</sub>		
5"	2"	325	Perfoma Rubber (Flat/Conductive)	4.05109.459 COND SS	4.05108.459 COND SS	PPBB	6 <sup>1</sup> / <sub>2</sub>	4 <sup>1</sup> / <sub>4</sub>	6 <sup>1</sup> / <sub>8</sub>
		450	Trans-forma LT (Flat)	4.05109.4B9 SS	4.05108.4B9 SS	Delrin, Bronze, PPBB	6 <sup>1</sup> / <sub>2</sub>	4 <sup>1</sup> / <sub>4</sub>	6 <sup>1</sup> / <sub>8</sub>
		500	Perfoma Rubber (Flat/Black)	4.05109.459.2 SS	4.05108.459.2 SS	Delrin, Bronze, PPBB	6 <sup>1</sup> / <sub>2</sub>	4 <sup>1</sup> / <sub>4</sub>	6 <sup>1</sup> / <sub>8</sub>
			Perfoma Rubber (Flat/Grey)	4.05109.459 SS	4.05108.459 SS	Delrin, Bronze, PPBB	6 <sup>1</sup> / <sub>2</sub>	4 <sup>1</sup> / <sub>4</sub>	6 <sup>1</sup> / <sub>8</sub>
			Trans-forma (Flat)	4.05109.4E9 SS	4.05108.4E9 SS	Delrin, Bronze, PPBB	6 <sup>1</sup> / <sub>2</sub>	4 <sup>1</sup> / <sub>4</sub>	6 <sup>1</sup> / <sub>8</sub>
		650	Polyolefin	4.05109.839 SS	4.05108.839 SS	Delrin, Bronze, Plain, PPBB	6 <sup>1</sup> / <sub>2</sub>	4 <sup>1</sup> / <sub>4</sub>	4 <sup>7</sup> / <sub>8</sub>
		750	Trans-forma HD (Flat)	4.05109.4F9 SS	4.05108.4F9 SS	Delrin, Bronze, PPBB	6 <sup>1</sup> / <sub>2</sub>	4 <sup>1</sup> / <sub>4</sub>	6 <sup>1</sup> / <sub>8</sub>
			Polyurethane HI-TECH	4.05109.929 SS	4.05108.929 SS	Delrin, Bronze, PPBB	6 <sup>1</sup> / <sub>2</sub>	4 <sup>1</sup> / <sub>4</sub>	4 <sup>7</sup> / <sub>8</sub>
			Maxim	4.05109.539 SS	4.05108.539 SS	Delrin, Bronze, PPBB	6 <sup>1</sup> / <sub>2</sub>	4 <sup>1</sup> / <sub>4</sub>	5 <sup>7</sup> / <sub>8</sub>
			Phenolic	4.05109.339 SS	4.05108.339 SS	Delrin, PPBB	6 <sup>1</sup> / <sub>2</sub>	4 <sup>1</sup> / <sub>4</sub>	5 <sup>7</sup> / <sub>8</sub>
1000	Thermo	4.05109.839 HT SS	4.05108.839 HT SS	Plain, Bronze	6 <sup>1</sup> / <sub>2</sub>	4 <sup>1</sup> / <sub>4</sub>	5 <sup>7</sup> / <sub>8</sub>		
	Endura Solid Elastomer	4.05109.839 EN SS	4.05108.839 EN SS	Delrin, Bronze, PPBB	6 <sup>1</sup> / <sub>2</sub>	4 <sup>1</sup> / <sub>4</sub>	5 <sup>7</sup> / <sub>8</sub>		
6"	2"	400	Trans-forma LT (Round)	4.06109.5B9 SS	4.06108.5B9 SS	Delrin, Bronze, PPBB	7 <sup>1</sup> / <sub>2</sub>	5	7 <sup>1</sup> / <sub>8</sub>
		410	Perfoma Rubber (Flat/Conductive)	4.06109.459 SS	4.06108.459.2 SS	PPBB	7 <sup>1</sup> / <sub>2</sub>	5	6 <sup>1</sup> / <sub>8</sub>
		450	Perfoma Rubber (Round/Grey)	4.06109.559 SS	4.06108.559 SS	Delrin, Bronze, PPBB	7 <sup>1</sup> / <sub>2</sub>	5	7 <sup>1</sup> / <sub>8</sub>
			Trans-forma (Round)	4.06109.5E9 SS	4.06108.5E9 SS	Delrin, Bronze, PPBB	7 <sup>1</sup> / <sub>2</sub>	5	7 <sup>1</sup> / <sub>8</sub>
		500	Trans-forma LT (Flat)	4.06109.4B9 SS	4.06108.4B9 SS	Delrin, Bronze, PPBB	7 <sup>1</sup> / <sub>2</sub>	5	7 <sup>1</sup> / <sub>8</sub>
		600	Perfoma Rubber (Flat/Black)	4.06109.459.2 SS	4.06108.459.2 SS	Delrin, Bronze, PPBB	7 <sup>1</sup> / <sub>2</sub>	5	7 <sup>1</sup> / <sub>8</sub>
			Perfoma Rubber (Flat/Grey)	4.06109.459 SS	4.06108.459 SS	Delrin, Bronze, PPBB	7 <sup>1</sup> / <sub>2</sub>	5	7 <sup>1</sup> / <sub>8</sub>
			Trans-forma (Flat)	4.06109.4E9 SS	4.06108.4E9 SS	Delrin, Bronze, PPBB	7 <sup>1</sup> / <sub>2</sub>	5	7 <sup>1</sup> / <sub>8</sub>
		650	Trans-forma HD (Round)	4.06109.5F9 SS	4.06108.5F9 SS	Delrin, Bronze, PPBB	7 <sup>1</sup> / <sub>2</sub>	5	7 <sup>1</sup> / <sub>8</sub>
		700	Polyolefin	4.06109.839 SS	4.06108.839 SS	Delrin, Bronze, Plain, PPBB	7 <sup>1</sup> / <sub>2</sub>	5	5 <sup>1</sup> / <sub>2</sub>
		900	Polyurethane HI-TECH	4.06109.929 SS	4.06108.929 SS	Delrin, Bronze, PPBB	7 <sup>1</sup> / <sub>2</sub>	5	5
			Trans-forma HD (Flat)	4.06109.4F9 SS	4.06108.4F9 SS	Delrin, Bronze, PPBB	7 <sup>1</sup> / <sub>2</sub>	5	7 <sup>1</sup> / <sub>8</sub>
		1100	Endura Solid Elastomer	4.06109.839 EN SS	4.06108.839 EN SS	Delrin, Bronze, PPBB	7 <sup>1</sup> / <sub>2</sub>	5	6
			Thermo	4.06109.839 HT SS	4.06108.839 HT SS	Plain, Bronze	7 <sup>1</sup> / <sub>2</sub>	5	6
1200	Maxim	4.06109.539 SS	4.06108.539 SS	Delrin, Bronze, PPBB	7 <sup>1</sup> / <sub>2</sub>	5	6		
	Phenolic	4.06109.339 SS	4.06108.339 SS	Delrin, PPBB	7 <sup>1</sup> / <sub>2</sub>	5	6		
8"	2"	500	Perfoma Rubber (Flat/Conductive)	4.08199.459 COND SS	4.08198.459 COND SS	PPBB	9 <sup>1</sup> / <sub>2</sub>	6 <sup>1</sup> / <sub>2</sub>	6 <sup>1</sup> / <sub>4</sub>
		600	Perfoma Rubber (Round/Grey)	4.08199.559 SS	4.08198.559 SS	Delrin, Bronze, PPBB	9 <sup>1</sup> / <sub>2</sub>	6 <sup>1</sup> / <sub>2</sub>	8 <sup>1</sup> / <sub>8</sub>
		675	Perfoma Rubber (Flat/Black)	4.08199.459.2 SS	4.08198.459.2 SS	Delrin, Bronze, PPBB	9 <sup>1</sup> / <sub>2</sub>	6 <sup>1</sup> / <sub>2</sub>	8 <sup>1</sup> / <sub>8</sub>
			Perfoma Rubber (Flat/Grey)	4.08199.459 SS	4.08198.459 SS	Delrin, Bronze, PPBB	9 <sup>1</sup> / <sub>2</sub>	6 <sup>1</sup> / <sub>2</sub>	8 <sup>1</sup> / <sub>8</sub>
		900	Polyolefin	4.08199.839 SS	4.08198.839 SS	Delrin, Bronze, Plain, PPBB	9 <sup>1</sup> / <sub>2</sub>	6 <sup>1</sup> / <sub>2</sub>	5 <sup>3</sup> / <sub>4</sub>
		1000	Polyurethane HI-TECH	4.08199.929 SS	4.08198.929 SS	Delrin, Bronze, PPBB	9 <sup>1</sup> / <sub>2</sub>	6 <sup>1</sup> / <sub>2</sub>	5 <sup>3</sup> / <sub>4</sub>
		1200	Endura Solid Elastomer	4.08199.839 EN SS	4.08198.839 EN SS	Delrin, Bronze, PPBB	9 <sup>1</sup> / <sub>2</sub>	6 <sup>1</sup> / <sub>2</sub>	6 <sup>3</sup> / <sub>4</sub>
		1250	Maxim	4.08199.539 SS	4.08198.539 SS	Delrin, Bronze, PPBB	9 <sup>1</sup> / <sub>2</sub>	6 <sup>1</sup> / <sub>2</sub>	6 <sup>3</sup> / <sub>4</sub>
Phenolic	4.08199.339 SS		4.08198.339 SS	Delrin, Bronze, PPBB	9 <sup>1</sup> / <sub>2</sub>	6 <sup>1</sup> / <sub>2</sub>	6 <sup>3</sup> / <sub>4</sub>		

All 4 Series swivel forks are notched to accommodate four position swivel locks.

**Bearing Options**

Wheels feature roller bearings in above chart. To order optional bearings, see information to the right. To order caster with no wheel bearing, consult factory.



**Roller Bearing**  
Stainless Steel cage roller bearing (Specify **WB29**).  
Stainless Steel thrust & retainer washers (Specify **WSR1**).



**Delrin Bearing**  
For standard two-piece bearing change 9th digit to "1" (Example: 4.06109.921 SS).  
One-piece with steel thrust washers (Specify **WB11**).



**Pedestal Precision Ball Bearing (PPBB)**  
To order change 9th digit to "5" (Example: 4.06109.925 SS).  
Available in stainless steel; consult factory.



**Bronze Bearing**  
To order, change the 9th digit in model number to "4" (Example: 4.06109.534 SS).

# 4


# Series ENFORCER

www.colsoncaster.com

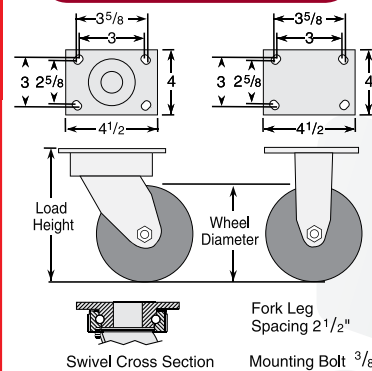
- Kingpinless Top Plate Swivel & Rigid
- Capacity to 1400 lbs

### Standard Features

- Attractive zinc plated finish
- Full single ball hardened raceway
- Formed fork legs feature robotic welding
- 1/2" hollow axle with grease zerk and lock nut
- Plastic seal/retainer washer (roller bearing models)
- 5/16" swivel steel top plate for durability, rigid top plate 1/4" steel
- Grease fittings: wheel bearing and swivel raceway
- "Colson 45" multi-temp grease lubricates in extreme hot and cold temperatures



### Standard Dimensions



### Caster Brake



**Tread Lock**  
(See page 18) Available on all swivel casters except V-Groove models (Specify **BRK1**).

### Fork / Wheel Options



**Hand Activated Swivel Lock** (See page 19) Available on all swivel casters. Specify **MTG61** with standard top plate, **MTG62** with #2 top plate and **MTG64** with #4 top plate.



**Side Lock**  
(See page 17) Available on all swivel models equipped with roller or one-piece Delrin bearing only (Specify **BRK3**).

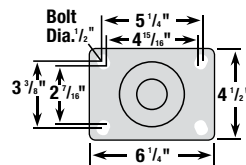


**Foot Activated Swivel Lock** (See page 19) Available on all swivel casters with standard top plate (Specify **MTG81**).

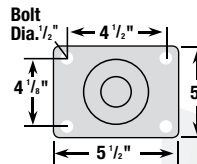
**Thread Guards**  
(See page 114) Available on many models (Specify **TG1** for metal or **TG2** for plastic).

### Optional Top Plates

#### #2 Top Plate (Specify MTG2)



#### #4 Top Plate (Specify MTG4)




### Extended Lead Fork

Available on 6" and 8" models with 9 1/2" & 10 1/8" load height respectively (Specify **EL**). Also specify load height.

### Axle / Nut Options

- AX2** Solid Axle
- NT1** Thick Lock nut

### Wheel Selection



**Colson 4 Series Casters • Enforcer Top Plate Swivel & Rigid • Capacity to 1400 lbs**

Wheel Dia.	Tread Width	Capacity Each (Pounds)	Wheel Descriptions	Swivel Top Plate Roller Bearing Caster Models	Rigid Top Plate Roller Bearing Caster Models	Optional Bearings (Order information below chart)	Load Height	Swivel Radius	Weight lbs (Rigid Deduct 1.5 lbs)
4"	2"	300	Performa Rubber (Flat/Conductive)	4.04189.459 COND	4.04108.459 COND	PPBB	5 5/8	3 9/16	5 3/4
			Performa Rubber (Flat/Black)	4.04189.459.2	4.04108.459.2	Delrin, Prec. Ball, PPBB	5 5/8	3 9/16	5 3/4
		400	Performa Rubber (Flat/Grey)	4.04189.459	4.04108.459	Delrin, Prec. Ball, PPBB	5 5/8	3 9/16	5 3/4
			Trans-forma LT (Flat)	4.04189.4B9	4.04108.4B9	Delrin, PPBB	5 5/8	3 9/16	5 3/4
			Trans-forma (Flat)	4.04189.4E9	4.04108.4E9	Delrin, PPBB	5 5/8	3 9/16	5 3/4
			Moldon Rubber (Cast iron core)	4.04189.649.7	4.04108.649.7	Delrin, PPBB	5 5/8	3 9/16	6
		500	Polyolefin	4.04189.839	4.04108.839	Delrin, Plain, PPBB	5 5/8	3 9/16	4 1/2
		600	Trans-forma HD (Flat)	4.04189.4F9	4.04108.4F9	Delrin, PPBB	5 5/8	3 9/16	5 3/4
			Polyurethane HI-TECH	4.04189.929	4.04108.929	Delrin, PPBB	5 5/8	3 9/16	4 3/4
		700	Moldon Polyurethane (Aluminum core)	4.04189.939	4.04108.939	Delrin, PPBB	5 5/8	3 9/16	5 1/4
			Moldon Polyurethane (Cast iron core)	4.04189.949.7	4.04108.949.7	Delrin, PPBB	5 5/8	3 9/16	6
		800	Maxim	4.04189.539	4.04108.539	Delrin, Bronze, PPBB	5 5/8	3 9/16	5 1/8
			Phenolic	4.04189.339	4.04108.339	Delrin, PPBB	5 5/8	3 9/16	5 3/4
			V-Groove	4.04189.739	4.04108.739	Delrin, PPBB	5 5/8	3 9/16	8 1/8
1000	Endura Solid Elastomer	4.04189.839 EN	4.04108.839 EN	Delrin, Prec. Ball, PPBB	5 5/8	3 9/16	5 3/4		
	Cast Iron	4.04189.139	4.04108.139	Delrin, PPBB	5 5/8	3 9/16	7 7/8		
5"	2"	325	Performa Rubber (Flat/Conductive)	4.05189.459 COND	4.05108.459 COND	PPBB	6 1/2	3 7/8	6 1/8
			Moldon Rubber (Cast iron core)	4.05189.649.7	4.05108.649.7	Delrin, PPBB	6 1/2	3 7/8	7
		450	Trans-forma LT (Flat)	4.05189.4B9	4.05108.4B9	Delrin, PPBB	6 1/2	3 7/8	6 1/8
			Performa Rubber (Flat/Black)	4.05189.459.2	4.05108.459.2	Delrin, Prec. Ball, PPBB	6 1/2	3 7/8	6 1/8
		500	Performa Rubber (Flat/Grey)	4.05189.459	4.05108.459	Delrin, Prec. Ball, PPBB	6 1/2	3 7/8	6 1/8
			Trans-forma (Flat)	4.05189.4E9	4.05108.4E9	Delrin, PPBB	6 1/2	3 7/8	6 1/8
		650	Polyolefin	4.05189.839	4.05108.839	Delrin, Plain, PPBB	6 1/2	3 7/8	4 7/8
			Trans-forma HD (Flat/Grey)	4.05189.4F9	4.05108.4F9	Delrin, PPBB	6 1/2	3 7/8	6 1/8
		750	Polyurethane HI-TECH	4.05189.929	4.05108.929	Delrin, PPBB	6 1/2	3 7/8	4 3/4
			Maxim	4.05189.539	4.05108.539	Delrin, Bronze, PPBB	6 1/2	3 7/8	5 1/2
		1000	Endura Solid Elastomer	4.05189.839 EN	4.05108.839 EN	Delrin, Prec. Ball, PPBB	6 1/2	3 7/8	5 3/4
			Moldon Polyurethane (Aluminum core)	4.05189.939	4.05108.939	Delrin, PPBB	6 1/2	3 7/8	6 1/8
			Moldon Polyurethane (Cast iron core)	4.05189.949.7	4.05108.949.7	Delrin, PPBB	6 1/2	3 7/8	7
			Moldon Nylon	4.05189.939.3	4.05108.939.3	Delrin, PPBB	6 1/2	3 7/8	9 1/4
Phenolic	4.05189.339		4.05108.339	Delrin, PPBB	6 1/2	3 7/8	5 3/4		
1400	Cast Iron	4.05189.139	4.05108.139	Delrin, PPBB	6 1/2	3 7/8	8 7/8		
	Forged Steel	4.05189.239	4.05108.239	Delrin, PPBB	6 1/2	3 7/8	9 1/4		
6"	2"	400	Trans-forma LT (Round)	4.06189.5B9	4.06108.5B9	Delrin, PPBB	7 1/2	4 5/8	6 1/8
			Performa Rubber (Flat/Conductive)	4.06189.459 COND	4.06108.459 COND	PPBB	7 1/2	4 5/8	6 1/8
		410	Performa Rubber (Round/Conductive)	4.06189.559 COND	4.06108.559 COND	PPBB	7 1/2	4 5/8	6 1/8
			Performa Rubber (Round/Grey)	4.06189.559	4.06108.559	Delrin, Prec. Ball, PPBB	7 1/2	4 5/8	6 1/8
		450	Trans-forma (Round)	4.06189.5E9	4.06108.5E9	Delrin, PPBB	7 1/2	4 5/8	6 1/8
			Moldon Rubber (Cast iron core)	4.06189.649.7	4.06108.649.7	Delrin, PPBB	7 1/2	4 5/8	9
		500	Trans-forma LT (Flat)	4.06189.4B9	4.06108.4B9	Delrin, PPBB	7 1/2	4 5/8	6 1/8
			Performa Rubber (Flat/Black)	4.06189.459.2	4.06108.459.2	Delrin, Prec. Ball, PPBB	7 1/2	4 5/8	6 1/8
		600	Performa Rubber (Flat/Grey)	4.06189.459	4.06108.459	Delrin, Prec. Ball, PPBB	7 1/2	4 5/8	6 1/8
			Trans-forma (Flat)	4.06189.4E9	4.06108.4E9	Delrin, PPBB	7 1/2	4 5/8	6 1/8
		650	Trans-forma HD (Round)	4.06189.5F9	4.06108.5F9	Delrin, PPBB	7 1/2	4 5/8	6 1/8
			Polyolefin	4.06189.839	4.06108.839	Delrin, Plain, PPBB	7 1/2	4 5/8	5 1/2
		700	Polyurethane HI-TECH	4.06189.929	4.06108.929	Delrin, PPBB	7 1/2	4 5/8	5
			Trans-forma HD (Flat)	4.06189.4F9	4.06108.4F9	Delrin, PPBB	7 1/2	4 5/8	6 1/8
900	Triumph (Round/Blue)*	4.06189.96TF	4.06108.96TF	Prec. Ball	7 1/2	4 5/8	7 1/2		
	Triumph (Round/Red)*	4.06189.96TS	4.06108.96TS	Prec. Ball	7 1/2	4 5/8	7 1/2		
	Endura Solid Elastomer	4.06189.839 EN	4.06108.839 EN	Delrin, Prec. Ball, PPBB	7 1/2	4 5/8	7		
1100	Maxim	4.06189.539	4.06108.539	Delrin, Bronze, PPBB	7 1/2	4 5/8	5 3/4		
	Moldon Polyurethane (Aluminum core)	4.06189.939	4.06108.939	Delrin, PPBB	7 1/2	4 5/8	7 1/2		
1200	Moldon Polyurethane (Cast iron core)	4.06189.949.7	4.06108.949.7	Delrin, PPBB	7 1/2	4 5/8	9		
	Moldon Nylon	4.06189.939.3	4.06108.939.3	Delrin, PPBB	7 1/2	4 5/8	9 1/4		
	Phenolic	4.06189.339	4.06108.339	Delrin, PPBB	7 1/2	4 5/8	7		
	V-Groove	4.06189.739	4.06108.739	Delrin, PPBB	7 1/2	4 5/8	10 1/2		
	Cast Iron	4.06189.139	4.06108.139	Delrin, PPBB	7 1/2	4 5/8	9 3/4		
1400	Forged Steel	4.06189.239	4.06108.239	Delrin, PPBB	7 1/2	4 5/8	10 1/4		
8"	2"	500	Performa Rubber (Flat/Conductive)	4.08189.459 COND	4.08198.459 COND	PPBB	9 1/2	6 1/8	6 1/4
			Performa Rubber (Round/Conductive)	4.08189.559 COND	4.08198.559 COND	PPBB	9 1/2	6 1/8	6 1/4
		600	Moldon Rubber (Cast iron core)	4.08189.649.7	4.08198.649.7	Delrin, PPBB	9 1/2	6 1/8	11
			Performa Rubber (Round/Grey)	4.08189.559	4.08198.559	Delrin, Prec. Ball, PPBB	9 1/2	6 1/8	6 1/4
		675	Performa Rubber (Flat/Black)	4.08189.459.2	4.08198.459.2	Delrin, Prec. Ball, PPBB	9 1/2	6 1/8	6 1/4
			Performa Rubber (Flat/Grey)	4.08189.459	4.08198.459	Delrin, Prec. Ball, PPBB	9 1/2	6 1/8	6 1/4
		900	Polyolefin	4.08189.839	4.08198.839	Delrin, Plain, PPBB	9 1/2	6 1/8	5 3/4
			Polyurethane HI-TECH	4.08189.929	4.08198.929	Delrin, PPBB	9 1/2	6 1/8	5 3/4
		1000	Endura Solid Elastomer	4.08189.839 EN	4.08198.839 EN	Delrin, Prec. Ball, PPBB	9 1/2	6 1/8	8 1/2
			Triumph (Crown/Brown)*	4.08189.93TF	4.08198.93TF	Prec. Ball	9 1/2	6 1/8	8 1/4
			Triumph (Crown/Red)*	4.08189.93TS	4.08198.93TS	Prec. Ball	9 1/2	6 1/8	8 1/4
			Triumph (Round/Blue)*	4.08189.96TF	4.08198.96TF	Prec. Ball	9 1/2	6 1/8	8 1/4
			Triumph (Round/Red)*	4.08189.96TS	4.08198.96TS	Prec. Ball	9 1/2	6 1/8	8 1/4
		1200	Maxim	4.08189.539	4.08198.539	Delrin, Bronze, PPBB	9 1/2	6 1/8	6 1/2
Moldon Polyurethane (Aluminum core)	4.08189.939		4.08198.939	Delrin, PPBB	9 1/2	6 1/8	8 1/4		
Moldon Polyurethane (Cast iron core)	4.08189.949.7		4.08198.949.7	Delrin, PPBB	9 1/2	6 1/8	11		
Moldon Nylon	4.08189.939.3		4.08198.939.3	Delrin, PPBB	9 1/2	6 1/8	9 1/4		
Phenolic	4.08189.339		4.08198.339	Delrin, PPBB	9 1/2	6 1/8	8 1/2		
Cast Iron	4.08189.139		4.08198.139	Delrin, PPBB	9 1/2	6 1/8	12 1/2		
Forged Steel	4.08189.239		4.08198.239	Delrin, PPBB	9 1/2	6 1/8	12 1/2		

\*Triumph wheels available with Precision ball bearing only.

**Bearing Options**

Wheels feature roller bearings in above chart. To order optional bearings, see information to the right. To order caster with no wheel bearing, consult factory.



**Roller Bearing**  
Metal cage (Specify **WB29**).  
Metal thrust & retainer washers (Specify **WSR1**).  
Sintered iron step washers (Specify **WSR2**).  
Sealed metal retainer washer (Specify **WSR3**).



**Torrington Roller Bearing**  
Torrington style roller bearing with retainer (Specify **WB19**).



**Delrin Bearing**  
For standard two-piece bearing change 9th digit to "1" (Example: 4.06189.921).  
One-piece with steel thrust washers (Specify **WB11**).



**Precision Ball**  
To order change 8th and 9th digits to "P5" (Example 4.06189.4P5).



**Pedestal Precision Ball Bearing (PPBB)**  
To order change 9th digit to "5" (Example 4.06189.455).



**Bronze Bearing**  
To order change 9th digit to "4" (Example: 4.06189.534).

**4 Series**

# 6

# Series

www.colsoncaster.com

- Top Plate Swivel & Rigid
- Capacity up to 1500 lbs each

### Standard Features

- Attractive zinc plated finish
- Full double ball hardened raceways
- 1/2" hollow axle with grease zerk and lock nut
- Plastic seal/retainer washer (roller bearing models)
- 5/16" steel top plate for durability (1/4" rigid top plate)
- Heat treated bolt and nut king pin with 3/4" diameter bolt
- Grease fittings: wheel bearing and swivel raceway
- "Colson 45" multi-temp grease lubricates in extreme hot and cold temperatures



### Fork / Wheel Options



**NSF Listed**  
(See page 3) All models except swivel lock, thread guards, forged steel and cast iron core wheels (Specify **FSI**).



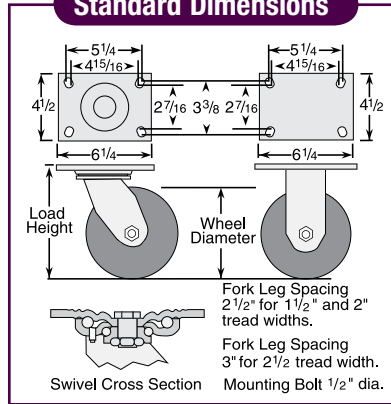
**Hand Activated Swivel Lock**  
(See page 19) Available on all swivel casters in Bolt-On or Welded design.

**Thread Guards**  
(See page 114) Available on many models (Specify **TG1** for metal or **TG2** for plastic).

**Axle/Nut Options**  
**AX2** Solid Axle (2" tread width)  
**NT1** Thick lock nut  
**NT2** Thin lock nut

Lube Options	Fork	Wheel
No Grease	<b>GRF1</b>	<b>GRW1</b>
Double Grease	<b>GRF2</b>	<b>GRW2</b>
300° Continuous	<b>GRF3</b>	<b>GRW3</b>
500° Continuous	<b>Consult Factory</b>	

### Standard Dimensions



### Caster Brake



**Tread Lock**  
(See page 18) Available on all swivel casters with 2" tread widths except V-Groove models (Specify **BRK1**).

### Wheel Selection



**Colson 6 Series Casters • Top Plate Swivel & Rigid • Capacity to 1500 lbs**

Wheel Dia.	Tread Width	Capacity Each (Pounds)	Wheel Descriptions	Swivel Top Plate Roller Bearing Caster Models	Rigid Top Plate Roller Bearing Caster Models	Optional Bearings (Order information below chart)	Load Height	Swivel Radius	Weight lbs (Rigid Deduct 1.5 lbs)
4"	2"	300	Performa Rubber (Conductive/Flat)	6.04209.459 COND	6.04208.459 COND	PPBB	5 5/8	3 3/8	7 1/4
			Performa Rubber (Flat/Black)	6.04209.459.2	6.04208.459.2	Delrin.Prec. Ball, PPBB	5 5/8	3 3/8	7 1/4
		400	Performa Rubber (Flat/Grey)	6.04209.459	6.04208.459	Delrin.Prec. Ball, PPBB	5 5/8	3 3/8	7 1/4
			Trans-forma LT (Flat)	6.04209.489	6.04208.489	Delrin, PPBB	5 5/8	3 3/8	7 1/4
			Trans-forma (Flat)	6.04209.4E9	6.04208.4E9	Delrin, PPBB	5 5/8	3 3/8	7 1/4
			Moldon Rubber (Cast iron core)	6.04209.649.7	6.04208.649.7	Delrin, PPBB	5 5/8	3 3/8	9 1/4
		500	Polyolefin	6.04209.839	6.04208.839	Plain, Delrin, PPBB	5 5/8	3 3/8	7 1/4
			Trans-forma HD (Flat)	6.04209.4F9	6.04208.4F9	Delrin, PPBB	5 5/8	3 3/8	7 1/4
		600	Polyurethane HI-TECH	6.04209.929	6.04208.929	Delrin, PPBB	5 5/8	3 3/8	7 1/2
			Moldon Polyurethane (Aluminum core)	6.04209.939	6.04208.939	Delrin, PPBB	5 5/8	3 3/8	7 1/2
		700	Moldon Polyurethane (Cast iron core)	6.04209.949.7	6.04208.949.7	Delrin, PPBB	5 5/8	3 3/8	9 1/4
			Maxim	6.04209.539	6.04208.539	Delrin, Bronze, PPBB	5 5/8	3 3/8	6 3/8
		800	Phenolic	6.04209.339	6.04208.339	Delrin, PPBB	5 5/8	3 3/8	7 1/4
			Thermo	6.04209.839 HT	6.04208.839 HT	Plain, Bronze	5 5/8	3 3/8	8 1/4
			V-Groove	6.04209.739	6.04208.739	Delrin, PPBB	5 5/8	3 3/8	11
		1000	Endura Solid Elastomer	6.04209.839 EN	6.04208.839 EN	Delrin, Prec. Ball, PPBB	5 5/8	3 3/8	7 1/4
Cast Iron	6.04209.139		6.04208.139	Delrin, PPBB	5 5/8	3 3/8	9		
5"	2"	325	Performa Rubber (Conductive/Flat)	6.05209.459 COND	6.05208.459 COND	PPBB	6 1/2	4 5/16	9
			Moldon Rubber (Cast iron core)	6.05209.649.7	6.05208.649.7	Delrin, PPBB	6 1/2	4 5/16	11 1/4
		400	Trans-forma LT (Flat)	6.05209.489	6.05208.489	Delrin, PPBB	6 1/2	4 5/16	9
			Performa Rubber (Flat/Black)	6.05209.459.2	6.05208.459.2	Delrin.Prec. Ball, PPBB	6 1/2	4 5/16	9
		450	Performa Rubber (Flat/Grey)	6.05209.459	6.05208.459	Delrin.Prec. Ball, PPBB	6 1/2	4 5/16	9
			Trans-forma (Flat)	6.05209.4E9	6.05208.4E9	Delrin, PPBB	6 1/2	4 5/16	9
		500	Polyolefin	6.05209.839	6.05208.839	Delrin, Plain, PPBB	6 1/2	4 5/16	9
			Polyurethane HI-TECH	6.05209.929	6.05208.929	Delrin, PPBB	6 1/2	4 5/16	8 1/2
		650	Trans-forma HD (Flat)	6.05209.4F9	6.05208.4F9	Delrin, PPBB	6 1/2	4 5/16	9
			Maxim	6.05209.539	6.05208.539	Delrin, Bronze, PPBB	6 1/2	4 5/16	6 3/4
		750	Endura Solid Elastomer	6.05209.839 EN	6.05208.839 EN	Delrin, Prec. Ball, PPBB	6 1/2	4 5/16	8
			Moldon Polyurethane (Aluminum core)	6.05209.939	6.05208.939	Delrin, PPBB	6 1/2	4 5/16	8 3/4
		1000	Moldon Polyurethane (Cast iron core)	6.05209.949.7	6.05208.949.7	Delrin, PPBB	6 1/2	4 5/16	11 1/4
			Moldon Nylon	6.05209.939.3	6.05208.939.3	Delrin, PPBB	6 1/2	4 5/16	8
			Phenolic	6.05209.339	6.05208.339	Delrin, PPBB	6 1/2	4 5/16	8
			Thermo	6.05209.839 HT	6.05208.839 HT	Plain, Bronze	6 1/2	4 5/16	9
Cast Iron	6.05209.139		6.05208.139	Delrin, PPBB	6 1/2	4 5/16	10 3/4		
Forged Steel	6.05209.239		6.05208.239	Delrin, PPBB	6 1/2	4 5/16	11 1/4		
6"	2"	400	Trans-forma LT (Round)	6.06209.5B9	6.06208.5B9	Delrin, PPBB	7 1/2	4 3/4	7 3/4
			Performa Rubber (Conductive/Flat)	6.06209.459 COND	6.06208.459 COND	PPBB	7 1/2	4 3/4	7 3/4
		410	Performa Rubber (Conductive/Round)	6.06209.559 COND	6.06208.559 COND	PPBB	7 1/2	4 3/4	7 3/4
			Performa Rubber (Round/Grey)	6.06209.559	6.06208.559	Delrin.Prec. Ball, PPBB	7 1/2	4 3/4	7 3/4
		450	Trans-forma (Round)	6.06209.5E9	6.06208.5E9	Delrin, PPBB	7 1/2	4 3/4	7 3/4
			Moldon Rubber (Cast iron core)	6.06209.649.7	6.06208.649.7	Delrin, PPBB	7 1/2	4 3/4	12 1/4
		500	Trans-forma LT (Flat)	6.06209.4B9	6.06208.4B9	Delrin, PPBB	7 1/2	4 3/4	7 3/4
			Performa Rubber (Flat/Black)	6.06209.459.2	6.06208.459.2	Delrin, Prec. Ball, PPBB	7 1/2	4 3/4	7 3/4
		600	Performa Rubber (Flat/Grey)	6.06209.459	6.06208.459	Delrin, Prec. Ball, PPBB	7 1/2	4 3/4	7 3/4
			Trans-forma (Flat)	6.06209.4E9	6.06208.4E9	Delrin, PPBB	7 1/2	4 3/4	7 3/4
		650	Trans-forma HD (Round)	6.06209.5F9	6.06208.5F9	Delrin, PPBB	7 1/2	4 3/4	7 3/4
			Polyolefin	6.06209.839	6.06208.839	Plain, Delrin, PPBB	7 1/2	4 3/4	8 1/2
	700	Polyurethane HI-TECH	6.06209.929	6.06208.929	Delrin, PPBB	7 1/2	4 3/4	7 3/4	
		Trans-forma HD (Flat)	6.06209.4F9	6.06208.4F9	Delrin, PPBB	7 1/2	4 3/4	7 3/4	
	900	Triumph (Round/Blue)*	6.06209.96TF	6.06208.96TF	Prec. Ball	7 1/2	4 3/4	9 1/4	
		Triumph (Round/Red)*	6.06209.96TS	6.06208.96TS	Prec. Ball	7 1/2	4 3/4	9 1/4	
		Endura Solid Elastomer	6.06209.839 EN	6.06208.839 EN	Delrin, Prec. Ball, PPBB	7 1/2	4 3/4	9 1/4	
		Maxim	6.06209.539	6.06208.539	Delrin, Bronze, PPBB	7 1/2	4 3/4	7 1/8	
	1200	Moldon Polyurethane (Aluminum core)	6.06209.939	6.06208.939	Delrin, PPBB	7 1/2	4 3/4	9 1/4	
		Moldon Polyurethane (Cast iron core)	6.06209.949.7	6.06208.949.7	Delrin, PPBB	7 1/2	4 3/4	12 1/2	
		Moldon Nylon	6.06209.939.3	6.06208.939.3	Delrin, PPBB	7 1/2	4 3/4	9 1/4	
		Phenolic	6.06209.339	6.06208.339	Delrin, PPBB	7 1/2	4 3/4	9 1/4	
		V-Groove	6.06209.739	6.06208.739	Delrin, PPBB	7 1/2	4 3/4	12	
		Cast Iron	6.06209.139	6.06208.139	Delrin, PPBB	7 1/2	4 3/4	12 1/2	
1500	Forged Steel	6.06209.239	6.06208.239	Delrin, PPBB	7 1/2	4 3/4	12 1/2		
	Phenolic	6.06259.369	6.06258.369	-	7 1/2	4 3/4	10 1/4		
2 1/2"	1500	Phenolic	6.06259.169	6.06258.169	-	7 1/2	4 3/4	15 3/4	
		Cast Iron	6.06259.169	6.06258.169	-	7 1/2	4 3/4	15 3/4	
8"	2"	500	Performa Rubber (Conductive/Flat)	6.08299.459 COND	6.08298.459 COND	PPBB	9 1/2	6 1/4	8 1/2
			Performa Rubber (Conductive/Round)	6.08299.559 COND	6.08298.559 COND	PPBB	9 1/2	6 1/4	8 1/2
		600	Moldon Rubber (Cast iron core)	6.08299.649.7	6.08298.649.7	Delrin, PPBB	9 1/2	6 1/4	16 1/4
			Performa Rubber (Round/Grey)	6.08299.559	6.08298.559	Delrin, Prec. Ball, PPBB	9 1/2	6 1/4	8 1/2
		675	Performa Rubber (Flat/Black)	6.08299.459.2	6.08298.459.2	Delrin, Prec. Ball, PPBB	9 1/2	6 1/4	8 1/2
			Performa Rubber (Flat/Grey)	6.08299.459	6.08298.459	Delrin, Prec. Ball, PPBB	9 1/2	6 1/4	8 1/2
		900	Polyolefin	6.08299.839	6.08298.839	Plain, Delrin, PPBB	9 1/2	6 1/4	10 1/4
			Polyurethane HI-TECH	6.08299.929	6.08298.929	Delrin, PPBB	9 1/2	6 1/4	9 1/2
		1000	Endura Solid Elastomer	6.08299.839 EN	6.08298.839 EN	Delrin, Prec. Ball, PPBB	9 1/2	6 1/4	11 1/2
			Triumph (Crown/Brown)*	6.08299.93TF	6.08298.93TF	Prec. Ball	9 1/2	6 1/4	11 1/2
			Triumph (Crown/Red)*	6.08299.93TS	6.08298.93TS	Prec. Ball	9 1/2	6 1/4	11 1/2
			Triumph (Round/Blue)*	6.08299.96TF	6.08298.96TF	Prec. Ball	9 1/2	6 1/4	11 1/2
	Triumph (Round/Red)*		6.08299.96TS	6.08298.96TS	Prec. Ball	9 1/2	6 1/4	11 1/2	
	Phenolic		6.08299.339	6.08298.339	Delrin, PPBB	9 1/2	6 1/4	11 1/2	
	1400	Maxim	6.08299.539	6.08298.539	Delrin, Bronze, PPBB	9 1/2	6 1/4	8	
		Moldon Polyurethane (Aluminum core)	6.08299.939	6.08298.939	Delrin, PPBB	9 1/2	6 1/4	11 1/4	
1500	Moldon Polyurethane (Cast iron core)	6.08299.949.7	6.08298.949.7	Delrin, PPBB	9 1/2	6 1/4	16 1/4		
	Moldon Nylon	6.08299.939.3	6.08298.939.3	Delrin, PPBB	9 1/2	6 1/4	11 1/4		
2 1/2"	1500	Cast Iron	6.08299.139	6.08298.139	Delrin, PPBB	9 1/2	6 1/4	16 1/4	
		Phenolic	6.08259.369	6.08258.369	-	9 1/2	6 1/4	13 1/4	
10"	2 1/2"	1500	Phenolic	6.10259.369	6.10258.369	-	11 1/2	7 25/32	14 3/4
			Cast Iron	6.10259.169	6.10258.169	-	11 1/2	7 25/32	22 1/2

\*Triumph wheels available with Precision ball bearing only.

**Bearing Options**

Wheels feature roller bearings in above chart. To order optional bearings, see information to the right. To order caster with no wheel bearing, consult factory.



**Roller Bearing**  
Metal cage roller bearing (Specify **WB29**).  
Metal thrust & retainer washers (Specify **WSR1**).  
Sintered iron step washers (Specify **WSR2**).  
Sealed metal retainer washer (Specify **WSR3**).



**Torrington Roller Bearing**  
Torrington style roller bearing with retainer (Specify **WB19**).



**Delrin Bearing**  
For standard two-piece bearing change 9th digit to "1" (Example: 6.06209.931).  
One-piece with steel thrust washers (Specify **WB11**).



**Precision Ball Bearing**  
To order change 8th and 9th digits to "P5" (Example 6.06209.5P5).  
Note: Performa 6" to 8" capacity decreases (See wheel section).



**Pedestal Precision Ball Bearing (PPBB)**  
To order change 9th digit to "5" (Example: 6.06209.4F5).



**Bronze Bearing**  
To order, change the 9th digit in model number to "4" (Example: 6.06209.534).

**6 Series**

**Colson 6 Series Casters • Top Plate Swivel & Rigid • Capacity to 1500 lbs**

Wheel Dia.	Tread Width	Capacity Each (Pounds)	Wheel Descriptions	Swivel Top Plate Roller Bearing Caster Models	Rigid Top Plate Roller Bearing Caster Models	Optional Bearings (Order information below chart)	Load Height	Swivel Radius	Weight lbs (Rigid Deduct 1.5 lbs)
4"	2"	300	Perma Rubber (Conductive/Flat)	6.04209.459 COND	6.04208.459 COND	PPBB	5 5/8	3 5/8	7 1/4
			Perma Rubber (Flat/Black)	6.04209.459.2	6.04208.459.2	Delrin.Prec. Ball, PPBB	5 5/8	3 5/8	7 1/4
		400	Perma Rubber (Flat/Grey)	6.04209.459	6.04208.459	Delrin.Prec. Ball, PPBB	5 5/8	3 5/8	7 1/4
			Trans-forma LT (Flat)	6.04209.489	6.04208.489	Delrin, PPBB	5 5/8	3 5/8	7 1/4
			Trans-forma (Flat)	6.04209.4E9	6.04208.4E9	Delrin, PPBB	5 5/8	3 5/8	7 1/4
			Moldon Rubber (Cast iron core)	6.04209.649.7	6.04208.649.7	Delrin, PPBB	5 5/8	3 5/8	9 1/4
		500	Polyolefin	6.04209.839	6.04208.839	Plain, Delrin, PPBB	5 5/8	3 5/8	7 1/4
			Trans-forma HD (Flat)	6.04209.4F9	6.04208.4F9	Delrin, PPBB	5 5/8	3 5/8	7 1/4
		600	Polyurethane HI-TECH	6.04209.929	6.04208.929	Delrin, PPBB	5 5/8	3 5/8	7 1/2
			Moldon Polyurethane (Aluminum core)	6.04209.939	6.04208.939	Delrin, PPBB	5 5/8	3 5/8	7 1/2
		700	Moldon Polyurethane (Cast iron core)	6.04209.949.7	6.04208.949.7	Delrin, PPBB	5 5/8	3 5/8	9 1/4
			Maxim	6.04209.539	6.04208.539	Delrin, Bronze, PPBB	5 5/8	3 5/8	6 3/8
		800	Phenolic	6.04209.339	6.04208.339	Delrin, PPBB	5 5/8	3 5/8	7 1/4
			Thermo	6.04209.839 HT	6.04208.839 HT	Plain, Bronze	5 5/8	3 5/8	8 1/4
			V-Groove	6.04209.739	6.04208.739	Delrin, PPBB	5 5/8	3 5/8	11
			Endura Solid Elastomer	6.04209.839 EN	6.04208.839 EN	Delrin, Prec. Ball, PPBB	5 5/8	3 5/8	7 1/4
1000	Cast Iron	6.04209.139	6.04208.139	Delrin, PPBB	5 5/8	3 5/8	9		
	Forged Steel	6.05209.239	6.05208.239	Delrin, PPBB	6 1/2	4 5/16	11 1/4		
5"	2"	325	Perma Rubber (Conductive/Flat)	6.05209.459 COND	6.05208.459 COND	PPBB	6 1/2	4 5/16	9
			Moldon Rubber (Cast iron core)	6.05209.649.7	6.05208.649.7	Delrin, PPBB	6 1/2	4 5/16	11 1/4
		400	Trans-forma LT (Flat)	6.05209.489	6.05208.489	Delrin, PPBB	6 1/2	4 5/16	9
			Perma Rubber (Flat/Black)	6.05209.459.2	6.05208.459.2	Delrin.Prec. Ball, PPBB	6 1/2	4 5/16	9
		450	Perma Rubber (Flat/Grey)	6.05209.459	6.05208.459	Delrin.Prec. Ball, PPBB	6 1/2	4 5/16	9
			Trans-forma (Flat)	6.05209.4E9	6.05208.4E9	Delrin, PPBB	6 1/2	4 5/16	9
		500	Polyolefin	6.05209.839	6.05208.839	Delrin, Plain, PPBB	6 1/2	4 5/16	9
			Polyurethane HI-TECH	6.05209.929	6.05208.929	Delrin, PPBB	6 1/2	4 5/16	8 1/2
		650	Trans-forma HD (Flat)	6.05209.4F9	6.05208.4F9	Delrin, PPBB	6 1/2	4 5/16	9
			Maxim	6.05209.539	6.05208.539	Delrin, Bronze, PPBB	6 1/2	4 5/16	6 3/4
		1000	Endura Solid Elastomer	6.05209.839 EN	6.05208.839 EN	Delrin, Prec. Ball, PPBB	6 1/2	4 5/16	8
			Moldon Polyurethane (Aluminum core)	6.05209.939	6.05208.939	Delrin, PPBB	6 1/2	4 5/16	8 3/4
			Moldon Polyurethane (Cast iron core)	6.05209.949.7	6.05208.949.7	Delrin, PPBB	6 1/2	4 5/16	11 1/4
			Moldon Nylon	6.05209.939.3	6.05208.939.3	Delrin, PPBB	6 1/2	4 5/16	8
		1500	Phenolic	6.05209.339	6.05208.339	Delrin, PPBB	6 1/2	4 5/16	8
			Thermo	6.05209.839 HT	6.05208.839 HT	Plain, Bronze	6 1/2	4 5/16	9
Cast Iron	6.05209.139		6.05208.139	Delrin, PPBB	6 1/2	4 5/16	10 3/4		
Forged Steel	6.05209.239		6.05208.239	Delrin, PPBB	6 1/2	4 5/16	11 1/4		
6"	2"	410	Perma Rubber (Conductive/Flat)	6.06209.459 COND	6.06208.459 COND	PPBB	7 1/2	4 3/4	7 3/4
			Perma Rubber (Conductive/Round)	6.06209.559 COND	6.06208.559 COND	PPBB	7 1/2	4 3/4	7 3/4
		450	Perma Rubber (Round/Grey)	6.06209.559	6.06208.559	Delrin.Prec. Ball, PPBB	7 1/2	4 3/4	7 3/4
			Trans-forma (Round)	6.06209.5E9	6.06208.5E9	Delrin, PPBB	7 1/2	4 3/4	7 3/4
		500	Moldon Rubber (Cast iron core)	6.06209.649.7	6.06208.649.7	Delrin, PPBB	7 1/2	4 3/4	12 1/4
			Trans-forma LT (Flat)	6.06209.489	6.06208.489	Delrin, PPBB	7 1/2	4 3/4	7 3/4
		600	Perma Rubber (Flat/Black)	6.06209.459.2	6.06208.459.2	Delrin, Prec. Ball, PPBB	7 1/2	4 3/4	7 3/4
			Perma Rubber (Flat/Grey)	6.06209.459	6.06208.459	Delrin, Prec. Ball, PPBB	7 1/2	4 3/4	7 3/4
		650	Trans-forma (Flat)	6.06209.4E9	6.06208.4E9	Delrin, PPBB	7 1/2	4 3/4	7 3/4
			Trans-forma HD (Round)	6.06209.5F9	6.06208.5F9	Delrin, PPBB	7 1/2	4 3/4	7 3/4
		700	Polyolefin	6.06209.839	6.06208.839	Plain, Delrin, PPBB	7 1/2	4 3/4	8 1/2
			Polyurethane HI-TECH	6.06209.929	6.06208.929	Delrin, PPBB	7 1/2	4 3/4	7 3/4
	900	Trans-forma HD (Flat)	6.06209.4F9	6.06208.4F9	Delrin, PPBB	7 1/2	4 3/4	7 3/4	
		Triumph (Round/Blue)*	6.06209.96TF	6.06208.96TF	Prec. Ball	7 1/2	4 3/4	9 1/4	
		Triumph (Round/Red)*	6.06209.96TS	6.06208.96TS	Prec. Ball	7 1/2	4 3/4	9 1/4	
		Endura Solid Elastomer	6.06209.839 EN	6.06208.839 EN	Delrin, Prec. Ball, PPBB	7 1/2	4 3/4	9 1/4	
	1100	Maxim	6.06209.539	6.06208.539	Delrin, Bronze, PPBB	7 1/2	4 3/4	7 1/8	
		Moldon Polyurethane (Aluminum core)	6.06209.939	6.06208.939	Delrin, PPBB	7 1/2	4 3/4	9 1/4	
		Moldon Polyurethane (Cast iron core)	6.06209.949.7	6.06208.949.7	Delrin, PPBB	7 1/2	4 3/4	12 1/2	
		Moldon Nylon	6.06209.939.3	6.06208.939.3	Delrin, PPBB	7 1/2	4 3/4	9 1/4	
	1200	Phenolic	6.06209.339	6.06208.339	Delrin, PPBB	7 1/2	4 3/4	9 1/4	
		V-Groove	6.06209.739	6.06208.739	Delrin, PPBB	7 1/2	4 3/4	12	
		Cast Iron	6.06209.139	6.06208.139	Delrin, PPBB	7 1/2	4 3/4	12 1/2	
		Forged Steel	6.06209.239	6.06208.239	Delrin, PPBB	7 1/2	4 3/4	12 1/2	
1500	Phenolic	6.06259.369	6.06258.369	-	7 1/2	4 3/4	10 1/4		
	Cast Iron	6.06259.169	6.06258.169	-	7 1/2	4 3/4	15 3/4		
8"	2"	500	Perma Rubber (Conductive/Flat)	6.08299.459 COND	6.08298.459 COND	PPBB	9 1/2	6 1/4	8 1/2
			Perma Rubber (Conductive/Round)	6.08299.559 COND	6.08298.559 COND	PPBB	9 1/2	6 1/4	8 1/2
		600	Moldon Rubber (Cast iron core)	6.08299.649.7	6.08298.649.7	Delrin, PPBB	9 1/2	6 1/4	16 1/4
			Perma Rubber (Round/Grey)	6.08299.559	6.08298.559	Delrin, Prec. Ball, PPBB	9 1/2	6 1/4	8 1/2
		675	Perma Rubber (Flat/Black)	6.08299.459.2	6.08298.459.2	Delrin, Prec. Ball, PPBB	9 1/2	6 1/4	8 1/2
			Perma Rubber (Flat/Grey)	6.08299.459	6.08298.459	Delrin, Prec. Ball, PPBB	9 1/2	6 1/4	8 1/2
	900	Polyolefin	6.08299.839	6.08298.839	Plain, Delrin, PPBB	9 1/2	6 1/4	10 1/4	
		Polyurethane HI-TECH	6.08299.929	6.08298.929	Delrin, PPBB	9 1/2	6 1/4	9 1/2	
	1200	Endura Solid Elastomer	6.08299.839 EN	6.08298.839 EN	Delrin, Prec. Ball, PPBB	9 1/2	6 1/4	11 1/2	
		Triumph (Crown/Brown)*	4.08299.93TF	4.08298.93TF	Prec. Ball	9 1/2	6 1/4	11 1/2	
		Triumph (Crown/Red)*	4.08299.93TS	4.08298.93TS	Prec. Ball	9 1/2	6 1/4	11 1/2	
		Triumph (Round/Blue)*	4.08299.96TF	4.08298.96TF	Prec. Ball	9 1/2	6 1/4	11 1/2	
1400	Triumph (Round/Red)*	4.08299.96TS	4.08298.96TS	Prec. Ball	9 1/2	6 1/4	11 1/2		
	Phenolic	6.08299.339	6.08298.339	Delrin, PPBB	9 1/2	6 1/4	11 1/2		
	Maxim	6.08299.539	6.08298.539	Delrin, Bronze, PPBB	9 1/2	6 1/4	8		
	Moldon Polyurethane (Aluminum core)	6.08299.939	6.08298.939	Delrin, PPBB	9 1/2	6 1/4	11 1/4		
1500	Moldon Polyurethane (Cast iron core)	6.08299.949.7	6.08298.949.7	Delrin, PPBB	9 1/2	6 1/4	16 1/4		
	Moldon Nylon	6.08299.939.3	6.08298.939.3	Delrin, PPBB	9 1/2	6 1/4	11 1/4		
2 1/2"	1500	Cast Iron	6.08299.139	6.08298.139	Delrin, PPBB	9 1/2	6 1/4	16 1/4	
		Phenolic	6.08259.369	6.08258.369	-	9 1/2	6 1/4	13 1/4	
10"	2 1/2"	1500	Cast Iron	6.08259.169	6.08258.169	-	9 1/2	6 1/4	18
			Phenolic	6.10259.369	6.10258.369	-	11 1/2	7 25/32	14 3/4
10"	2 1/2"	1500	Cast Iron	6.10259.169	6.10258.169	-	11 1/2	7 25/32	22 1/2

\*Triumph wheels available with Precision ball bearing only.

**Bearing Options**

Wheels feature roller bearings in above chart. To order optional bearings, see information to the right. To order caster with no wheel bearing, consult factory.



**Roller Bearing**  
Metal cage roller bearing (Specify **WB29**).  
Metal thrust & retainer washers (Specify **WSR1**).  
Sintered iron step washers (Specify **WSR2**).  
Sealed metal retainer washer (Specify **WSR3**).



**Torrington Roller Bearing**  
Torrington style roller bearing with retainer (Specify **WB19**).



**Delrin Bearing**  
For standard two-piece bearing change 9th digit to "1" (Example: 6.06209.931).  
One-piece with steel thrust washers (Specify **WB11**).



**Precision Ball Bearing**  
To order change 8th and 9th digits to "P5" (Example 6.06209.5P5).  
Note: Perma 6" to 8" capacity decreases (See wheel section).



**Pedestal Precision Ball Bearing (PPBB)**  
To order change 9th digit to "5" (Example: 6.06209.4F5).



**Bronze Bearing**  
To order, change the 9th digit in model number to "4" (Example: 6.06209.534).

**6 Series**

**Colson 6 Series Casters • Enforcer Kingpinless Top Plate Swivel & Rigid • Capacity to 1500 lbs**

Wheel Dia.	Tread Width	Capacity Each (Pounds)	Wheel Descriptions	Swivel Top Plate Roller Bearing Caster Models	Rigid Top Plate Roller Bearing Caster Models	Optional Bearings (Order information below chart)	Load Height	Swivel Radius	Weight lbs (Rigid Deduct 2 lbs)
4"	2"	300	Performa Rubber (Conductive Flat)	6.04289.459 COND	6.04208.459 COND	PPBB	5 5/8	3 15/32	7 1/4
			Performa Rubber (Flat/Black)	6.04289.459.2	6.04208.459.2	Delrin, Prec. Ball, PPBB	5 5/8	3 15/32	7 1/4
		400	Performa Rubber (Flat/Grey)	6.04289.459	6.04208.459	Delrin, Prec. Ball, PPBB	5 5/8	3 15/32	7 1/4
			Trans-forma LT (Flat)	6.04289.489	6.04208.489	Delrin, PPBB	5 5/8	3 15/32	7 1/4
		500	Trans-forma (Flat)	6.04289.4E9	6.04208.4E9	Delrin, PPBB	5 5/8	3 15/32	7 1/4
			Moldon Rubber (Cast iron core)	6.04289.649.7	6.04208.649.7	Delrin, PPBB	5 5/8	3 15/32	8
		600	Polyolefin	6.04289.839	6.04208.839	Plain, Delrin, PPBB	5 5/8	3 15/32	7 1/4
			Trans-forma HD (Flat)	6.04289.4F9	6.04208.4F9	Delrin, PPBB	5 5/8	3 15/32	7 1/2
		700	Polyurethane HI-TECH	6.04289.929	6.04208.929	Delrin, PPBB	5 5/8	3 15/32	7 1/2
			Moldon Polyurethane (Aluminum core)	6.04289.939	6.04208.939	Delrin, PPBB	5 5/8	3 15/32	7 1/2
		800	Moldon Polyurethane (Cast iron core)	6.04289.949.7	6.04208.949.7	Delrin, PPBB	5 5/8	3 15/32	9 1/4
			Maxim	6.04289.539	6.04208.539	Delrin, Bronze, PPBB	5 5/8	3 15/32	5 7/8
		1000	Phenolic	6.04289.339	6.04208.339	Delrin, PPBB	5 5/8	3 15/32	7 1/4
			V-Groove	6.04289.739	6.04208.739	Delrin, PPBB	5 5/8	3 15/32	11
1000	Endura Solid Elastomer	6.04289.839 EN	6.04208.839 EN	Delrin, Prec. Ball, PPBB	5 5/8	3 15/32	7 1/4		
	Cast Iron	6.04289.139	6.04208.139	Delrin, PPBB	5 5/8	3 15/32	9		
5"	2"	325	Performa Rubber (Conductive Flat)	6.05289.459 COND	6.05208.459 COND	PPBB	6 1/2	3 29/32	9
			Moldon Rubber (Cast iron core)	6.05289.649.7	6.05208.649.7	Delrin, PPBB	6 1/2	3 29/32	8
		400	Trans-forma LT (Flat)	6.05289.489	6.05208.489	Delrin, PPBB	6 1/2	3 29/32	9
			Performa Rubber (Flat/Black)	6.05289.459.2	6.05208.459.2	Delrin, Prec. Ball, PPBB	6 1/2	3 29/32	9
		500	Performa Rubber (Flat/Grey)	6.05289.459	6.05208.459	Delrin, Prec. Ball, PPBB	6 1/2	3 29/32	9
			Trans-forma (Flat)	6.05289.4E9	6.05208.4E9	Delrin, PPBB	6 1/2	3 29/32	9
		650	Polyolefin	6.05289.839	6.05208.839	Plain, Delrin, PPBB	6 1/2	3 29/32	9
			Polyurethane HI-TECH	6.05289.929	6.05208.929	Delrin, PPBB	6 1/2	3 29/32	8 1/2
		750	Trans-forma HD (Flat)	6.05289.4F9	6.05208.4F9	Delrin, PPBB	6 1/2	3 29/32	9
			Maxim	6.05289.539	6.05208.539	Delrin, Bronze, PPBB	6 1/2	3 29/32	6 1/4
		1000	Endura Solid Elastomer	6.05289.839 EN	6.05208.839 EN	Delrin, Prec. Ball, PPBB	6 1/2	3 29/32	8
			Moldon Polyurethane (Aluminum core)	6.05289.939	6.05208.939	Delrin, PPBB	6 1/2	3 29/32	8 3/4
		1000	Moldon Polyurethane (Cast iron core)	6.05289.949.7	6.05208.949.7	Delrin, PPBB	6 1/2	3 29/32	11 1/4
			Moldon Nylon	6.05289.939.3	6.05208.939.3	Delrin, PPBB	6 1/2	3 29/32	8
1500	Phenolic	6.05289.339	6.05208.339	Delrin, PPBB	6 1/2	3 29/32	8		
	Cast Iron	6.05289.139	6.05208.139	Delrin, PPBB	6 1/2	3 29/32	10 3/4		
1500	Forged Steel	6.05289.239	6.05208.239	Delrin, PPBB	6 1/2	3 29/32	11 1/4		
	400	Trans-forma LT (Round)	6.06289.589	6.06208.589	Delrin, PPBB	7 1/2	4 11/16	7 3/4	
6"	2"	410	Performa Rubber (Conductive Flat)	6.06289.459 COND	6.06208.459 COND	PPBB	7 1/2	4 11/16	7 3/4
			Performa Rubber (Conductive Round)	6.06289.559 COND	6.06208.559 COND	PPBB	7 1/2	4 11/16	7 3/4
		450	Performa Rubber (Round/Grey)	6.06289.559	6.06208.559	Delrin, Prec. Ball, PPBB	7 1/2	4 11/16	7 3/4
			Trans-forma (Round)	6.06289.5E9	6.06208.5E9	Delrin, PPBB	7 1/2	4 11/16	7 3/4
		500	Moldon Rubber (Cast iron core)	6.06289.649.7	6.06208.649.7	Delrin, PPBB	7 1/2	4 11/16	14
			Trans-forma LT (Flat)	6.06289.489	6.06208.489	Delrin, PPBB	7 1/2	4 11/16	7 3/4
		600	Performa Rubber (Flat/Black)	6.06289.459.2	6.06208.459.2	Delrin, Prec. Ball, PPBB	7 1/2	4 11/16	7 3/4
			Performa Rubber (Flat/Grey)	6.06289.459	6.06208.459	Delrin, Prec. Ball, PPBB	7 1/2	4 11/16	7 3/4
		650	Trans-forma (Flat)	6.06289.4E9	6.06208.4E9	Delrin, PPBB	7 1/2	4 11/16	7 3/4
			Polyolefin	6.06289.839	6.06208.839	Delrin, PPBB	7 1/2	4 11/16	10
		700	Polyolefin	6.06289.839	6.06208.839	Plain, Delrin, PPBB	7 1/2	4 11/16	10
			Polyurethane HI-TECH	6.06289.929	6.06208.929	Delrin, PPBB	7 1/2	4 11/16	9
		900	Trans-forma HD (Flat)	6.06289.4F9	6.06208.4F9	Delrin, PPBB	7 1/2	4 11/16	7 3/4
			Triumph (Round/Blue)*	6.06289.96TF	6.06208.96TF	Prec. Ball	7 1/2	4 11/16	9 1/4
1100	Triumph (Round/Red)*	6.06289.96TS	6.06208.96TS	Prec. Ball	7 1/2	4 11/16	9 1/4		
	Endura Solid Elastomer	6.06289.839 EN	6.06208.839 EN	Delrin, Prec. Ball, PPBB	7 1/2	4 11/16	9 1/4		
1200	Maxim	6.06289.539	6.06208.539	Delrin, Bronze, PPBB	7 1/2	4 11/16	6 5/8		
	Moldon Polyurethane (Aluminum core)	6.06289.939	6.06208.939	Delrin, PPBB	7 1/2	4 11/16	9 1/4		
1200	Moldon Polyurethane (Cast iron core)	6.06289.949.7	6.06208.949.7	Delrin, PPBB	7 1/2	4 11/16	12 1/2		
	Moldon Nylon	6.06289.939.3	6.06208.939.3	Delrin, PPBB	7 1/2	4 11/16	9 1/4		
1500	Phenolic	6.06289.339	6.06208.339	Delrin, PPBB	7 1/2	4 11/16	9 1/4		
	V-Groove	6.06289.739	6.06208.739	Delrin, PPBB	7 1/2	4 11/16	12		
1500	Cast Iron	6.06289.139	6.06208.139	Delrin, PPBB	7 1/2	4 11/16	12 1/2		
	Forged Steel	6.06289.239	6.06208.239	Delrin, PPBB	7 1/2	4 11/16	12 1/2		
8"	2"	500	Performa Rubber (Conductive Flat)	6.08289.459 COND	6.08278.459 COND	PPBB	10 1/8	6 1/2	8 1/2
			Performa Rubber (Conductive Round)	6.08289.559 COND	6.08278.559 COND	PPBB	10 1/8	6 1/2	8 1/2
		600	Moldon Rubber (Cast iron core)	6.08289.649.7	6.08278.649.7	Delrin, PPBB	10 1/8	6 1/2	16 1/4
			Performa Rubber (Round/Grey)	6.08289.559	6.08278.559	Delrin, Prec. Ball, PPBB	10 1/8	6 1/2	8 1/2
		675	Performa Rubber (Flat/Black)	6.08289.459.2	6.08278.459.2	Delrin, Prec. Ball, PPBB	10 1/8	6 1/2	8 1/2
			Performa Rubber (Flat/Grey)	6.08289.459	6.08278.459	Delrin, Prec. Ball, PPBB	10 1/8	6 1/2	8 1/2
		900	Polyolefin	6.08289.839	6.08278.839	Plain, Delrin, PPBB	10 1/8	6 1/2	10 1/4
			Polyurethane HI-TECH	6.08289.929	6.08278.929	Delrin, PPBB	10 1/8	6 1/2	9 1/2
		1000	Endura Solid Elastomer	6.08289.839 EN	6.08278.839 EN	Delrin, Prec. Ball, PPBB	10 1/8	6 1/2	11 1/2
			Triumph (Crown/Brown)*	6.08289.93TF	6.08298.93TF	Prec. Ball	10 1/8	6 1/2	11 1/2
		1200	Triumph (Crown/Red)*	6.08289.93TS	6.08298.93TS	Prec. Ball	10 1/8	6 1/2	11 1/4
			Triumph (Round/Blue)*	6.08289.96TF	6.08298.96TF	Prec. Ball	10 1/8	6 1/2	11 1/4
		1400	Triumph (Round/Red)*	6.08289.96TS	6.08298.96TS	Prec. Ball	10 1/8	6 1/2	11 1/4
			Maxim	6.08289.539	6.08278.539	Delrin, Bronze, PPBB	10 1/8	6 1/2	7 1/2
1500	Phenolic	6.08289.339	6.08278.339	Delrin, PPBB	10 1/8	6 1/2	11 1/2		
	Moldon Polyurethane (Aluminum core)	6.08289.939	6.08278.939	Delrin, PPBB	10 1/8	6 1/2	11 1/4		
1500	Triumph (Crown)*	6.08289.93TF	6.08278.93TF	Prec. Ball	10 1/8	6 1/2	11 1/2		
	Moldon Polyurethane (Cast iron core)	6.08289.949.7	6.08278.949.7	Delrin, PPBB	10 1/8	6 1/2	16 1/4		
1500	Moldon Nylon	6.08289.939.3	6.08278.939.3	Delrin, PPBB	10 1/8	6 1/2	11 1/4		
	Cast Iron	6.08289.139	6.08278.139	Delrin, PPBB	10 1/8	6 1/2	16 1/4		

\*Triumph wheels available with Precision ball bearing only.

**Bearing Options**

Wheels feature roller bearings in above chart. To order optional bearings, see information to the right. To order caster with no wheel bearing, consult factory.



**Roller Bearing**  
Metal cage roller bearing (Specify **WB29**).  
Metal thrust & retainer washers (Specify **WSR1**).  
Sintered iron step washers (Specify **WSR2**).  
Sealed metal retainer washer (Specify **WSR3**).



**Torrington Roller Bearing**  
Torrington style roller bearing with retainer (Specify **WB19**).



**Delrin Bearing**  
For standard two-piece bearing change 9th digit to "1" (Example: 6.06289.931).  
One-piece with steel thrust washers (Specify **WB11**).



**Precision Ball Bearing**  
To order change 8th and 9th digits to "P5" (Example 6.06289.4P5).  
Note: Performa 6" to 8" capacity decreases (See wheel section).



**Pedestal Precision Ball Bearing (PPBB)**  
To order change 9th digit to "5" (Example: 6.06289.4F5).



**Bronze Bearing**  
To order, change the 9th digit in model number to "4" (Example: 6.06289.534).

**6 Series**

# 6

# Series ENFORCER™

www.colsoncaster.com

- Kingpinless Top Plate Swivel & Rigid
- Capacity up to 1500 lbs each



## Standard Features

- Attractive zinc plated finish
- 1/4" fork leg thickness
- Single ball hardened swivel raceway
- 1/2" hollow axle with grease zerk and lock nut
- Plastic seal/retainer washer (roller bearing models)
- 5/16" steel top plate for durability (1/4" rigid top plate)
- Grease fittings: wheel bearing and swivel raceway
- Multi-temp grease lubricates in extreme hot and cold temperatures

## Fork / Wheel Options



### NSF Listed

(See page 3) All models except swivel lock, thread guards, forged steel and cast iron core wheels (Specify FSI).



### Hand Activated Swivel Lock

(See page 19) Available on all swivel casters. Specify **MTG61** with standard top plate, **MTG62** with #2 top plate and **MTG64** with #4 top plate.

### Thread Guards

(See page 114) Available on many models (Specify **TG1** for metal or **TG2** for plastic).

### Load Height Option

Optional 9 1/2" load height (6 1/4" swivel radius) available for 8" swivel & rigid casters (Specify **LH9.5**).

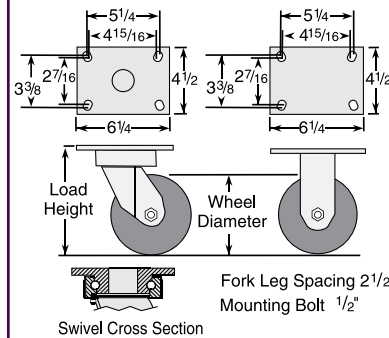
### Axle/Nut Options

- AX2** Solid Axle
- NT1** Thick lock nut
- NT2** Thin lock nut

### Lube Options

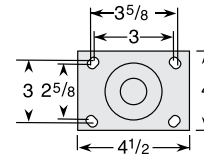
Lube Options	Fork	Wheel
No Grease	<b>GRF1</b>	<b>GRW1</b>
Double Grease	<b>GRF2</b>	<b>GRW2</b>
300° Continuous	<b>GRF3</b>	<b>GRW3</b>
500° Continuous	<b>Consult Factory</b>	

## Standard Dimensions

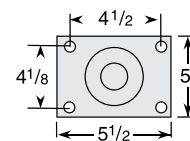


## Optional Top Plates

### # 1 Top Plate (Specify **MTG1**).



### # 4 Top Plate (Specify **MTG4**).



## Caster Brake



### Tread Lock


(See page 18) Available on all swivel casters except V-Groove models (Specify **BRK1**).



### Side Lock

(See page 17) Available on all swivel models equipped with roller or one-piece Delrin bearing only (Specify **BRK3**).

## Wheel Selection



**Colson 6 Series Casters • Enforcer Kingpinless Top Plate Swivel & Rigid • Capacity to 1500 lbs**

Wheel Dia.	Tread Width	Capacity Each (Pounds)	Wheel Descriptions	Swivel Top Plate Roller Bearing Caster Models	Rigid Top Plate Roller Bearing Caster Models	Optional Bearings (Order information below chart)	Load Height	Swivel Radius	Weight lbs (Rigid Deduct 2 lbs)		
4"	2"	300	Performa Rubber (Conductive Flat)	6.04289.459 COND	6.04208.459 COND	PPBB	5 5/8	3 15/32	7 1/4		
			Performa Rubber (Flat/Black)	6.04289.459.2	6.04208.459.2	Delrin, Prec. Ball, PPBB	5 5/8	3 15/32	7 1/4		
		400	Performa Rubber (Flat/Grev)	6.04289.459	6.04208.459	Delrin, Prec. Ball, PPBB	5 5/8	3 15/32	7 1/4		
			Trans-forma LT (Flat)	6.04289.489	6.04208.489	Delrin, PPBB	5 5/8	3 15/32	7 1/4		
			Trans-forma (Flat)	6.04289.4E9	6.04208.4E9	Delrin, PPBB	5 5/8	3 15/32	7 1/4		
			Moldon Rubber (Cast iron core)	6.04289.649.7	6.04208.649.7	Delrin, PPBB	5 5/8	3 15/32	8		
		500	Polyolefin	6.04289.839	6.04208.839	Plain, Delrin, PPBB	5 5/8	3 15/32	7 1/4		
			Trans-forma HD (Flat)	6.04289.4F9	6.04208.4F9	Delrin, PPBB	5 5/8	3 15/32	7 1/2		
		600	Polyurethane HI-TECH	6.04289.929	6.04208.929	Delrin, PPBB	5 5/8	3 15/32	7 1/2		
			Moldon Polyurethane (Aluminum core)	6.04289.939	6.04208.939	Delrin, PPBB	5 5/8	3 15/32	7 1/2		
		700	Moldon Polyurethane (Cast iron core)	6.04289.949.7	6.04208.949.7	Delrin, PPBB	5 5/8	3 15/32	9 1/4		
			Maxim	6.04289.539	6.04208.539	Delrin, Bronze, PPBB	5 5/8	3 15/32	5 7/8		
		800	Phenolic	6.04289.339	6.04208.339	Delrin, PPBB	5 5/8	3 15/32	7 1/4		
			V-Groove	6.04289.739	6.04208.739	Delrin, PPBB	5 5/8	3 15/32	11		
1000	Endura Solid Elastomer	6.04289.839 EN	6.04208.839 EN	Delrin, Prec. Ball, PPBB	5 5/8	3 15/32	7 1/4				
	Cast Iron	6.04289.139	6.04208.139	Delrin, PPBB	5 5/8	3 15/32	9				
5"	2"	325	Performa Rubber (Conductive Flat)	6.05289.459 COND	6.05208.459 COND	PPBB	6 1/2	3 29/32	9		
			Moldon Rubber (Cast iron core)	6.05289.649.7	6.05208.649.7	Delrin, PPBB	6 1/2	3 29/32	8		
		400	Trans-forma LT (Flat)	6.05289.489	6.05208.489	Delrin, PPBB	6 1/2	3 29/32	9		
			Performa Rubber (Flat/Black)	6.05289.459.2	6.05208.459.2	Delrin, Prec. Ball, PPBB	6 1/2	3 29/32	9		
		450	Performa Rubber (Flat/Grev)	6.05289.459	6.05208.459	Delrin, Prec. Ball, PPBB	6 1/2	3 29/32	9		
			Trans-forma (Flat)	6.05289.4E9	6.05208.4E9	Delrin, PPBB	6 1/2	3 29/32	9		
		500	Polyolefin	6.05289.839	6.05208.839	Plain, Delrin, PPBB	6 1/2	3 29/32	9		
			Polyurethane HI-TECH	6.05289.929	6.05208.929	Delrin, PPBB	6 1/2	3 29/32	8 1/2		
		650	Trans-forma HD (Flat)	6.05289.4F9	6.05208.4F9	Delrin, PPBB	6 1/2	3 29/32	9		
			Maxim	6.05289.539	6.05208.539	Delrin, Bronze, PPBB	6 1/2	3 29/32	6 1/4		
		750	Endura Solid Elastomer	6.05289.839 EN	6.05208.839 EN	Delrin, Prec. Ball, PPBB	6 1/2	3 29/32	8		
			Moldon Polyurethane (Aluminum core)	6.05289.939	6.05208.939	Delrin, PPBB	6 1/2	3 29/32	8 3/4		
		1000	Moldon Polyurethane (Cast iron core)	6.05289.949.7	6.05208.949.7	Delrin, PPBB	6 1/2	3 29/32	11 1/4		
			Moldon Nylon	6.05289.939.3	6.05208.939.3	Delrin, PPBB	6 1/2	3 29/32	8		
1500	Phenolic	6.05289.339	6.05208.339	Delrin, PPBB	6 1/2	3 29/32	8				
	Cast Iron	6.05289.139	6.05208.139	Delrin, PPBB	6 1/2	3 29/32	10 3/4				
			Forged Steel	6.05289.239	6.05208.239	Delrin, PPBB	6 1/2	3 29/32	11 1/4		
6"	2"	410	Performa Rubber (Conductive Flat)	6.06289.459 COND	6.06208.459 COND	PPBB	7 1/2	4 11/16	7 3/4		
			Performa Rubber (Conductive Round)	6.06289.559 COND	6.06208.559 COND	PPBB	7 1/2	4 11/16	7 3/4		
		450	Performa Rubber (Round/Grev)	6.06289.559	6.06208.559	Delrin, Prec. Ball, PPBB	7 1/2	4 11/16	7 3/4		
			Trans-forma (Round)	6.06289.5E9	6.06208.5E9	Delrin, PPBB	7 1/2	4 11/16	7 3/4		
		500	Moldon Rubber (Cast iron core)	6.06289.649.7	6.06208.649.7	Delrin, PPBB	7 1/2	4 11/16	14		
			Trans-forma LT (Flat)	6.06289.489	6.06208.489	Delrin, PPBB	7 1/2	4 11/16	7 3/4		
		600	Performa Rubber (Flat/Black)	6.06289.459.2	6.06208.459.2	Delrin, Prec. Ball, PPBB	7 1/2	4 11/16	7 3/4		
			Performa Rubber (Flat/Grev)	6.06289.459	6.06208.459	Delrin, Prec. Ball, PPBB	7 1/2	4 11/16	7 3/4		
		650	Trans-forma (Flat)	6.06289.4E9	6.06208.4E9	Delrin, PPBB	7 1/2	4 11/16	7 3/4		
			Polyolefin	6.06289.839	6.06208.839	Delrin, PPBB	7 1/2	4 11/16	10		
		700	Polyolefin	6.06289.839	6.06208.839	Plain, Delrin, PPBB	7 1/2	4 11/16	10		
			Polyurethane HI-TECH	6.06289.929	6.06208.929	Delrin, PPBB	7 1/2	4 11/16	9		
		900	Trans-forma HD (Flat)	6.06289.4F9	6.06208.4F9	Delrin, PPBB	7 1/2	4 11/16	7 3/4		
			Triumph (Round/Blue)*	6.06289.96TF	6.06208.96TF	Prec. Ball	7 1/2	4 11/16	9 1/4		
			Triumph (Round/Red)*	6.06289.96TS	6.06208.96TS	Prec. Ball	7 1/2	4 11/16	9 1/4		
			Triumph (Round/Red)*	6.06289.96TS	6.06208.96TS	Prec. Ball	7 1/2	4 11/16	9 1/4		
1100	Endura Solid Elastomer	6.06289.839 EN	6.06208.839 EN	Delrin, Prec. Ball, PPBB	7 1/2	4 11/16	9 1/4				
	Maxim	6.06289.539	6.06208.539	Delrin, Bronze, PPBB	7 1/2	4 11/16	6 5/8				
1200	Moldon Polyurethane (Aluminum core)	6.06289.939	6.06208.939	Delrin, PPBB	7 1/2	4 11/16	9 1/4				
	Moldon Polyurethane (Cast iron core)	6.06289.949.7	6.06208.949.7	Delrin, PPBB	7 1/2	4 11/16	12 1/2				
			Moldon Nylon	6.06289.939.3	6.06208.939.3	Delrin, PPBB	7 1/2	4 11/16	9 1/4		
			Phenolic	6.06289.339	6.06208.339	Delrin, PPBB	7 1/2	4 11/16	9 1/4		
1500	V-Groove	6.06289.739	6.06208.739	Delrin, PPBB	7 1/2	4 11/16	12				
	Cast Iron	6.06289.139	6.06208.139	Delrin, PPBB	7 1/2	4 11/16	12 1/2				
			Forged Steel	6.06289.239	6.06208.239	Delrin, PPBB	7 1/2	4 11/16	12 1/2		
8"	2"	500	Performa Rubber (Conductive Flat)	6.08289.459 COND	6.08278.459 COND	PPBB	10 1/8	6 1/2	8 1/2		
			Performa Rubber (Conductive Round)	6.08289.559 COND	6.08278.559 COND	PPBB	10 1/8	6 1/2	8 1/2		
		600	Moldon Rubber (Cast iron core)	6.08289.649.7	6.08278.649.7	Delrin, PPBB	10 1/8	6 1/2	16 1/4		
			Performa Rubber (Round/Grev)	6.08289.559	6.08278.559	Delrin, Prec. Ball, PPBB	10 1/8	6 1/2	8 1/2		
		675	Performa Rubber (Flat/Black)	6.08289.459.2	6.08278.459.2	Delrin, Prec. Ball, PPBB	10 1/8	6 1/2	8 1/2		
			Performa Rubber (Flat/Grev)	6.08289.459	6.08278.459	Delrin, Prec. Ball, PPBB	10 1/8	6 1/2	8 1/2		
		900	Polyolefin	6.08289.839	6.08278.839	Plain, Delrin, PPBB	10 1/8	6 1/2	10 1/4		
			Polyurethane HI-TECH	6.08289.929	6.08278.929	Delrin, PPBB	10 1/8	6 1/2	9 1/2		
		1000	Endura Solid Elastomer	6.08289.839 EN	6.08278.839 EN	Delrin, Prec. Ball, PPBB	10 1/8	6 1/2	11 1/2		
			Triumph (Crown/Brown)*	4.08289.93TF	4.08298.93TF	Prec. Ball	10 1/8	6 1/2	11 1/2		
		1200	Triumph (Crown/Red)*	4.08289.93TS	4.08298.93TS	Prec. Ball	10 1/8	6 1/2	11 1/4		
			Triumph (Round/Blue)*	4.08289.96TF	4.08298.96TF	Prec. Ball	10 1/8	6 1/2	11 1/4		
					Triumph (Round/Red)*	4.08289.96TS	4.08298.96TS	Prec. Ball	10 1/8	6 1/2	11 1/4
					Maxim	6.08289.539	6.08278.539	Delrin, Bronze, PPBB	10 1/8	6 1/2	7 1/2
1400	Phenolic	6.08289.339	6.08278.339	Delrin, PPBB	10 1/8	6 1/2	11 1/2				
	Moldon Polyurethane (Aluminum core)	6.08289.939	6.08278.939	Delrin, PPBB	10 1/8	6 1/2	11 1/4				
1500	Triumph (Crown)*	6.08289.93TF	6.08278.93TF	Prec. Ball	10 1/8	6 1/2	11 1/2				
	Moldon Polyurethane (Cast iron core)	6.08289.949.7	6.08278.949.7	Delrin, PPBB	10 1/8	6 1/2	16 1/4				
			Moldon Nylon	6.08289.939.3	6.08278.939.3	Delrin, PPBB	10 1/8	6 1/2	11 1/4		
			Cast Iron	6.08289.139	6.08278.139	Delrin, PPBB	10 1/8	6 1/2	16 1/4		

\*Triumph wheels available with Precision ball bearing only.

**Bearing Options**

Wheels feature roller bearings in above chart. To order optional bearings, see information to the right. To order caster with no wheel bearing, consult factory.



**Roller Bearing**  
Metal cage roller bearing (Specify **WB29**).  
Metal thrust & retainer washers (Specify **WSR1**).  
Sintered iron step washers (Specify **WSR2**).  
Sealed metal retainer washer (Specify **WSR3**).



**Torrington Roller Bearing**  
Torrington style roller bearing with retainer (Specify **WB19**).



**Delrin Bearing**  
For standard two-piece bearing change 9th digit to "1" (Example: 6.06289.931).  
One-piece with steel thrust washers (Specify **WB11**).



**Precision Ball Bearing**  
To order change 8th and 9th digits to "P5" (Example 6.06289.4P5).  
Note: Performa 6" to 8" capacity decreases (See wheel section).



**Pedestal Precision Ball Bearing (PPBB)**  
To order change 9th digit to "5" (Example: 6.06289.4F5).



**Bronze Bearing**  
To order, change the 9th digit in model number to "4" (Example: 6.06289.534).

**6 Series**

# 7 Series ENFORCER

www.colsoncaster.com

- Kinpinless Top Plate Swivel & Rigid
- Capacity up to 6000 lbs each



## Standard Features

- Attractive zinc plated finish
- Single ball hardened swivel raceway construction
- 3/4" solid axle with nut
- 5/16" steel top plate
- Formed fork legs feature robotic welding inside and out for consistent quality
- Fork legs 3/8" thick x 2 1/2" wide
- Recessed zerks grease fitting on swivel raceway to prevent damage, grease fitting on wheel bearing for easy maintenance
- Multi-temp grease lubricates in extreme hot and cold temperatures

## Caster Brake



**Tread Lock**  
(See page 19)  
Available on all swivel casters except V-Groove models (Specify **BRK1**).

## Fork / Wheel Options



**NSF Listed**  
(See page 3) Some models NSF approved, consult factory.



**Hand Activated Swivel Lock**  
(See page 19) Available on all swivel casters. Specify **MTG61** with standard top plate and **MTG62** with #2 top plate.

**Nut Options**  
NT1 Thick lock nut

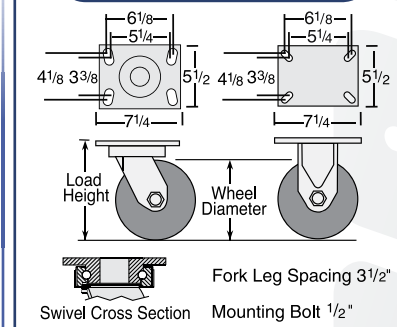
### Load Height Option

Wheel Dia.	Load Ht.	Swi. Rad.	Specify
6"	8"	4 7/8"	LH8.0
8"	10-1/2"	6 5/8"	LH10.5
10"	12-1/2"	8 1/8"	LH12.5
12"	15-1/2"	10 1/8"	LH15.5

## Wheel Selection

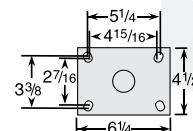


## Standard Dimensions



## Optional Top Plates

**# 2 Top Plate**  
(Specify **MTG62**).



**Colson 7 Series Casters • Enforcer Kinpinless Top Plate Swivel & Rigid • Capacity to 6000 lbs**

Wheel Dia.	Tread Width	Capacity Each (Pounds)	Wheel Descriptions	Swivel Top Plate Roller Bearing Caster Models	Rigid Top Plate Roller Bearing Caster Models	Optional Bearings (Order information below chart)	Load Height	Swivel Radius	Weight lbs (Rigid Deduct 5 lbs)
6"	2 1/2"	1600	Phenolic	7.06689.369	7.06688.369	Delrin, Roller	7 1/2	4 3/4	13 1/2
		2500	Cast Iron	7.06689.169	7.06688.169	Delrin, Roller	7 1/2	4 3/4	20
			V-Groove	7.06689.769	7.06688.769	Delrin, Roller	7 1/2	4 3/4	24
	3"	4000	Forged Steel	7.06689.269	7.06688.269	Delrin, Roller	7 1/2	4 3/4	24
		680	Moldon Rubber (Cast Iron Core)	7.06689.679.7	7.06688.679.7	Delrin, Roller	7 1/2	4 3/4	17
		2000	Phenolic	7.06689.379	7.06688.379	Delrin, Roller	7 1/2	4 3/4	14 1/4
		2040	Moldon Polyurethane (Cast Iron Core)	7.06689.979.7	7.06688.979.7	Delrin, Roller	7 1/2	4 3/4	19 1/4
6000	V-Groove	7.06689.789	7.06688.789	Delrin, Roller	7 1/2	4 3/4	21 1/4		
8"	2 1/2"	2000	Phenolic	7.08689.369	7.08688.369	Delrin, Roller	10 1/8	6 9/16	15 1/2
	3"	840	Moldon Rubber (Cast Iron Core)	7.08689.679.7	7.08688.679.7	Delrin, Roller	10 1/8	6 9/16	24 3/4
		2500	Phenolic	7.08689.379	7.08688.379	Delrin, Roller	10 1/8	6 9/16	16 1/2
			Moldon Polyurethane (Cast Iron Core)	7.08689.979.7	7.08688.979.7	Delrin, Roller	10 1/8	6 9/16	27 3/4
			Cast Iron	7.08689.179	7.08688.179	Delrin, Roller	10 1/8	6 9/16	27 3/4
			V-Groove	7.08689.779	7.08688.779	Delrin, Roller	10 1/8	6 9/16	31 1/4
			4500	Forged Steel	7.08689.279	7.08688.279	Delrin, Roller	10 1/8	6 9/16
10"	2 1/2"	1000	Performa Rubber (Flat/Black)	7.10689.459.2	7.10688.459.2	Delrin, Roller	11 1/2	7 5/8	18 1/4
		1200	Polyurethane HI-TECH	7.10689.959	7.10688.959	Delrin, Roller	11 1/2	7 5/8	18 1/4
		2500	Phenolic	7.10689.369	7.10688.369	Delrin, Roller	11 1/2	7 5/8	19 1/2
	3"	1000	Moldon Rubber (Cast Iron Core)	7.10689.679.7	7.10688.679.7	Delrin, Roller	11 1/2	7 5/8	25 1/4
		2900	Phenolic	7.10689.379	7.10688.379	Delrin, Roller	11 1/2	7 5/8	19 1/2
		3000	Moldon Polyurethane (Cast Iron Core)	7.10689.979.7	7.10688.979.7	Delrin, Roller	11 1/2	7 5/8	31 1/2
		Cast Iron	7.10689.179	7.10688.179	Delrin, Roller	11 1/2	7 5/8	31 1/2	
4500	Forged Steel	7.10689.279	7.10688.279	Delrin, Roller	11 1/2	7 5/8	37 1/2		
12"	3"	1140	Moldon Rubber (Cast Iron Core)	7.12689.679.7	7.12688.679.7	Delrin, Roller	13 1/2	9 1/8	28 3/4
		1700	Performa Rubber (Flat/Black)	7.12689.459.2	7.12688.459.2	Delrin, Roller	13 1/2	9 1/8	22 1/4
			Polyurethane HI-TECH	7.12689.989	7.12688.989	Delrin, Roller	13 1/2	9 1/8	22 1/4
		3000	Cast Iron	7.12689.179	7.12688.179	Delrin, Roller	13 1/2	9 1/8	35 3/4
		3500	Phenolic	7.12689.379	7.12688.379	Delrin, Roller	13 1/2	9 1/8	24 3/4
			Moldon Polyurethane (Cast Iron Core)	7.12689.979.7	7.12688.979.7	Delrin, Roller	13 1/2	9 1/8	40

**Bearing Options**

Wheels feature roller bearings in above chart. To order optional bearings, see information to the right.



**Roller Bearing**

Metal cage roller bearing (Specify **WB29**). Metal thrust & retainer washers (Specify **WSR1**).



**Delrin Bearing**

For standard two-piece bearing change 9th digit to "1" (Example: 7.06689.361).

**7 Series**

# 8

# Series *ENFORCER*

www.colsoncaster.com

- Kinpinless Top Plate Swivel & Rigid
- Capacity up to 6000 lbs each



## Standard Features

- Attractive zinc plated finish
- Single ball hardened swivel raceway construction
- 3/4" solid axle with nut
- 3/8" steel top plate
- Formed fork legs feature robotic welding inside and out for consistent quality
- Fork legs 3/8" thick x 3" wide
- Recessed zerck grease fitting on swivel raceway to prevent damage, grease fitting on wheel bearing for easy maintenance
- Multi-temp grease lubricates in extreme hot and cold temperatures

## Caster Brake



**Tread Lock**  
(See page 19)  
Available on all swivel casters except V-Groove models (Specify **BRK1**).

## Fork / Wheel Options



**Hand Activated Swivel Lock**  
(See page 19)  
Available on all swivel casters. Specify **MTG61** with standard top plate, **MTG62** with #2 top plate or **MTG63** with #3 top plate.

**Nut Options**  
**NT1** Thick lock nut

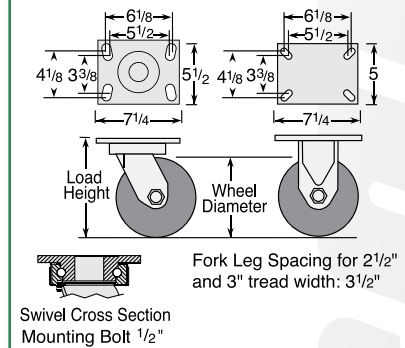
### Load Height Option

Wheel Dia.	Load Ht.	Swi. Rad.	Specify
6"	8"	4 7/8"	<b>LH8.0</b>
8"	10-1/2"	6 5/8"	<b>LH10.5</b>
10"	12-1/2"	8 1/8"	<b>LH12.5</b>
12"	15-1/2"	10 1/8"	<b>LH15.5</b>

## Wheel Selection

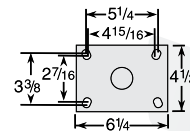


## Standard Dimensions

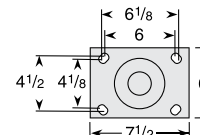


## Optional Top Plates

**# 2 Top Plate**  
(Specify **MTG2**).



**# 3 Top Plate**  
(Specify **MTG3**).



**Colson 8 Series Casters • Enforcer Kinpinless Top Plate Swivel & Rigid • Capacity to 6000 lbs**

Wheel Dia.	Tread Width	Capacity Each (Pounds)	Wheel Descriptions	Swivel Top Plate Roller Bearing Caster Models	Rigid Top Plate Roller Bearing Caster Models	Optional Bearings (Order information below chart)	Load Height	Swivel Radius	Weight lbs (Rigid Deduct 5 lbs)
6"	2 1/2"	1600	Phenolic	8.06689.369	8.06688.369	Delrin, Roller	7 1/2	4 3/8	13 1/2
		2500	Cast Iron	8.06689.169	8.06688.169	Delrin, Roller	7 1/2	4 3/8	20
			V-Groove	8.06689.769	8.06688.769	Delrin, Roller	7 1/2	4 3/8	20
	3"	4000	Forged Steel	8.06689.269	8.06688.269	Delrin, Roller	7 1/2	4 3/8	24
		680	Moldon Rubber (Cast Iron Core)	8.06689.679.7	8.06688.679.7	Delrin, Roller	7 1/2	4 3/8	17
		2000	Phenolic	8.06689.379	8.06688.379	Delrin, Roller	7 1/2	4 3/8	14 1/4
		2040	Moldon Polyurethane (Cast Iron Core)	8.06689.979.7	8.06688.979.7	Delrin, Roller	7 1/2	4 3/8	19 1/4
6000	V-Groove	8.06689.789	8.06688.789	Delrin, Roller	7 1/2	4 3/8	21 1/4		
8"	2 1/2"	2500	Phenolic	8.08689.369	8.08688.369	Delrin, Roller	10 1/8	6 3/16	15 1/2
	3"	840	Moldon Rubber (Cast Iron Core)	8.08689.679.7	8.08688.679.7	Delrin, Roller	10 1/8	6 3/16	24 3/4
		2500	Phenolic	8.08689.379	8.08688.379	Delrin, Roller	10 1/8	6 3/16	16 1/2
			Moldon Polyurethane (Cast Iron Core)	8.08689.979.7	8.08688.979.7	Delrin, Roller	10 1/8	6 3/16	27 3/4
			Cast Iron	8.08689.179	8.08688.179	Delrin, Roller	10 1/8	6 3/16	27 3/4
		4500	Forged Steel	8.08689.279	8.08688.279	Delrin, Roller	10 1/8	6 3/16	31 1/4
		2500	V-Groove	8.08689.779	8.08688.779	Delrin, Roller	10 1/8	6 3/16	31 1/4
10"	2 1/2"	1000	Performa Rubber (Flat/Black)	8.10689.459.2	8.10688.459.2	Delrin, Roller	11 1/2	7 3/8	18 1/4
		1200	Polyurethane HI-TECH	8.10689.959	8.10688.959	Delrin, Roller	11 1/2	7 3/8	18 1/4
		2500	Phenolic	8.10689.369	8.10688.369	Delrin, Roller	11 1/2	7 3/8	19 1/2
	3"	1000	Moldon Rubber (Cast Iron Core)	8.10689.679.7	8.10688.679.7	Delrin, Roller	11 1/2	7 3/8	25 1/4
		2900	Phenolic	8.10689.379	8.10688.379	Delrin, Roller	11 1/2	7 3/8	19 1/2
		3000	Moldon Polyurethane (Cast Iron Core)	8.10689.979.7	8.10688.979.7	Delrin, Roller	11 1/2	7 3/8	31 1/2
		Cast Iron	8.10689.179	8.10688.179	Delrin, Roller	11 1/2	7 3/8	31 1/2	
4500	Forged Steel	8.10689.279	8.10688.279	Delrin, Roller	11 1/2	7 3/8	37 1/2		
12"	3"	1140	Moldon Rubber (Cast Iron Core)	8.12689.679.7	8.12688.679.7	Delrin, Roller	13 1/2	8 7/8	28 3/4
		1700	Performa Rubber (Flat/Black)	8.12689.459.2	8.12688.459.2	Delrin, Roller	13 1/2	8 7/8	22 1/4
			Polyurethane HI-TECH	8.12689.989	8.12688.989	Delrin, Roller	13 1/2	8 7/8	22 1/4
		3000	Cast Iron	8.12689.179	8.12688.179	Delrin, Roller	13 1/2	8 7/8	35 3/4
		3500	Phenolic	8.12689.379	8.12688.379	Delrin, Roller	13 1/2	8 7/8	24 3/4
			Moldon Polyurethane (Cast Iron Core)	8.12689.979.7	8.12688.979.7	Delrin, Roller	13 1/2	8 7/8	40

**8 Series**

**Colson**

**Bearing Options**

Wheels feature roller bearings in above chart. To order optional bearings, see information to the right.



**Roller Bearing**  
Metal cage roller bearing (Specify **WB29**).  
Metal thrust & retainer washers (Specify **WSR1**).



**Delrin Bearing**  
For standard two-piece bearing change 9th digit to "1" (Example: 8.06689.361).

With more than 35,000 different casters, Colson probably has the caster you need as a standard. However, if you have a unique problem that requires a special caster solution, Colson engineers will work with you to design a practical solution. Whether you need to develop a new caster concept or modify an existing product to meet new standards, Colson has the engineering experience and technology to bring your concept from a working design, to tested sample, to finished product. So, contact us with your special requirements. Check out some of our most unique products below. Each was specially designed by Colson's expert staff.



Shock absorbing  
caster used on floor  
cleaning machines.



Special threaded stem  
caster used on food  
service equipment .



Plain stem caster with 2"  
diameter wheel for use on  
mobile safety ladders.



Caster with conductive  
rubber wheel used on  
missile stands.



# COLSON

## Business Machine Casters

**Top Plate Swivel**  
Capacity up to 1200 lbs each

700 lb model



500 lb model



1200 lb model



### Standard Features

- Corrosion resistant zinc finish
- Hardened double ball raceways
- Operating temperature rating -45°F to 180°F
- Ultra-tough, thermoplastic wheel, resists hard impacts and supports high dynamic load

### Typical Applications

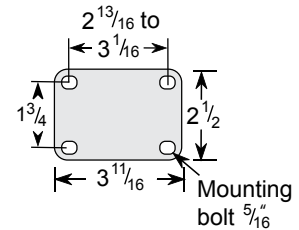
- Vending machines, computer racks, server cabinets or anywhere overall load height is restricted

### Performance Options

- Consult factory for rigid, brake and additional finish options

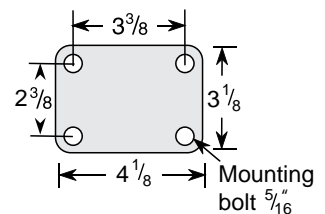
### Business Machine Casters • 500 lb Top Plate

Wheel Dia.	Tread Width	Capacity Each (Pounds)	Wheel Descriptions	Wheel Bearing	Swivel Top Plate Caster Models	Load Height	Swivel Radius	Weight lbs
3"	1 <sup>13</sup> / <sub>16</sub> "	500	Glass Filled Nylon	Roller	S4.3305.351	4 <sup>1</sup> / <sub>8</sub>	2 <sup>3</sup> / <sub>4</sub>	2 <sup>1</sup> / <sub>4</sub>



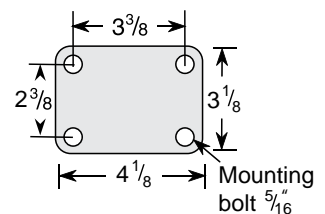
### Business Machine Casters • 700 lb Top Plate

Wheel Dia.	Tread Width	Capacity Each (Pounds)	Wheel Descriptions	Wheel Bearing	Swivel Top Plate Caster Models	Load Height	Swivel Radius	Weight lbs
3"	1 <sup>13</sup> / <sub>16</sub> "	700	Glass Filled Nylon	Roller	S4.3307.351	3 <sup>31</sup> / <sub>32</sub>	2 <sup>3</sup> / <sub>4</sub>	2 <sup>1</sup> / <sub>2</sub>



### Business Machine Casters • 1200 lb Top Plate

Wheel Dia.	Tread Width	Capacity Each (Pounds)	Wheel Descriptions	Wheel Bearing	Swivel Top Plate Caster Models	Load Height	Swivel Radius	Weight lbs
3"	1 <sup>13</sup> / <sub>16</sub> "	1200	Glass Filled Nylon	Roller	S4.3312.351	4 <sup>1</sup> / <sub>8</sub>	2 <sup>1</sup> / <sub>2</sub>	3



## Convertible Hand Truck

Capacity up to 250 lbs each  
2 Series

### Standard Features

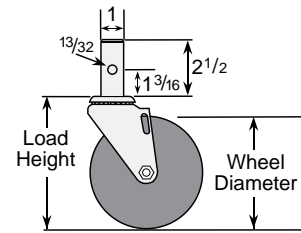
- Zinc plated finish is attractive and durable
- $\frac{3}{8}$ " Bolted Axle
- Features polyolefin thread guard
- Available with side lock brake
- Compatible with many different nationally branded convertible hand trucks

### Standing Mounting

- $1" \times 2 \frac{1}{2}"$  long stem with one mounting hole,  $.40"$  diameter



### Standard Dimensions



### Colson Convertible Hand Truck Casters • 2 Series • Capacity to 250 lbs

Wheel Dia.	Tread Width	Capacity Each (Pounds)	Wheel Description	Wheel Bearing	Stem Caster Model	Load Height	Swivel Radius	Weight (Pounds)
5"	$1 \frac{5}{16}"$	250	TPR (Round)	Centered Precision Ball	2.05551.568	$5 \frac{7}{8}$	$3 \frac{13}{16}$	2

### Caster Brake



**Side Lock**  
Brake is not field installable (Specify **BRK1**).

### Wheel Option

**Thread Guards**  
Standard polyolefin thread guard.



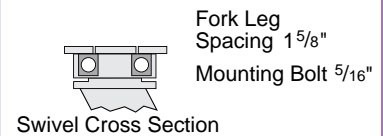
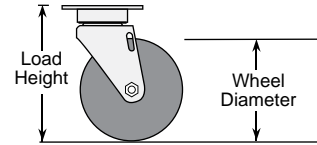
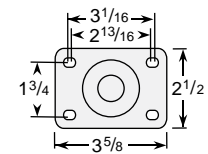
COLSON

## Stainless Steel Precision

**Top Plate Swivel & Rigid  
Capacity up to 300 lbs each  
2 Series**



### Standard Dimensions



### Standard Features

- Ergonomically friendly and durable stainless steel precision swivel raceway for maximum roll and swivel ease
- All component parts stainless steel to handle the most punishing, corrosive conditions
- Maintenance free, permanently sealed, precision bearing in metal housing
- Zero end play of swivel mechanism
- 5/32" steel top plate for maximum durability
- High Impact Strength

### Typical Applications

- Typical applications include medical applications, autoclave operations or where wash down of equipment is required

## Colson 2 Series Casters • Stainless Steel Precision • Capacity to 300 lbs

Wheel Dia.	Tread Width	Capacity Each (Pounds)	Wheel Descriptions	Wheel Bearing	Swivel Top Plate Caster Models	Rigid Top Plate Caster Models	Load Height	Swivel Radius	Weight (Pounds)
5"	1 1/4"	275	Polyolefin	Delrin	2.X5456.544	2.05448.544	6 3/16"	3 13/16"	2 5/8
			Polyurethane HI-TECH	Delrin	2.X5456.944	2.05448.944	6 3/16"	3 13/16"	2 5/8
		300	Performa Rubber (Flat Tread)	Delrin	2.X5456.444	2.05448.444	6 3/16"	3 13/16"	2 3/4
			TPE HI-TEMP	Precision Ball	2.X5456.414 H	2.05448.414 H	6 3/16"	3 13/16"	2 1/4

### Wheel Selection

Performa Flat Tread



Polyolefin



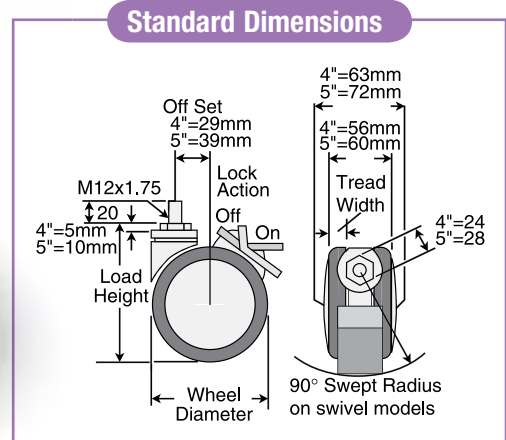
TPE HI-TEMP



Polyurethane HI-TECH



# Kick Stop® Casters



## About Kick Stop®

Colson Kick Stop casters give you the benefits of twin-wheel design with the convenience of a foot brake to lock both wheel and swivel simultaneously. This modern design features two wheels that spin independently of each other for easier turning in tight spots and for improved stability. Custom colors are available to match your equipment (Consult factory).

## Standard Features

- Foot brake easily engaged; mechanically locks both swivel and wheel rotation
- Precision axle built to exacting tolerances for smooth operation and extended service life
- Strong pressure diecast metal construction for lasting performance and maximum reliability
- Aluminum die cast body and wheel centers
- Standard finish is white or ball burnished and lacquered

## Typical Applications

- Medical and diagnostic equipment, computer equipment, electronic equipment and high-tech products

## Colson Kick Stop® Casters • Capacity to 175 lbs

Wheel Dia.	Tread Width	Capacity Each	Wheel Type	Bearing	Model Number		Fitting Type	Approx. Wt. Ea.	Load Height	Swivel Radius
					Kick Stop Brake	Free Swivel				
3" (75mm)	19/32" (15mm)	132lbs (70kg)	Grey Polyurethane	Roller	02.3502.409.064.2001.0805	02.3504.409.064.0001.0805	Threaded M10x1.5mm x15mm long	.77 lb (.35kg)	3 37/64" (91mm)	2 9/16" (65mm)
			Black Polyurethane	Roller	02.3502.409.064.3001.0702	02.3504.409.064.0001.0702				
4" (100mm)	19/32" (15mm)	132lbs (70kg)	Black Rubber (Anti-static)	Roller	02.4502.409.007.3001.0402	02.4504.409.007.0001.0402	Threaded M12x1.75mm x20mm long	1.78 lbs (.81kg)	4 3/4" (120mm)	Total Lock 3 9/16" (90mm) Swivel 3 1/8" (79mm)
			Grey Rubber	Roller Delrin	02.4502.409.007.2001.0105 02.4502.401.007.2001.0105	02.4504.409.007.0001.0105 02.4504.401.007.0001.0105				
5" (125mm)	5/8" (16mm)	175lbs (80kg)	Black Rubber (Anti-static)	Roller	02.5502.409.017.3001.0402	02.5504.409.017.0001.0402	Threaded M16x2mm x20mm long	3 lbs (1.36kg)	5 13/16" (148mm)	Total Lock and Swivel 4 3/16" (106mm)
			Grey Rubber	Roller Delrin	02.5502.409.017.2001.0105 02.5502.401.017.2001.0105	02.5504.409.017.0001.0105 02.5504.401.017.0001.0105				

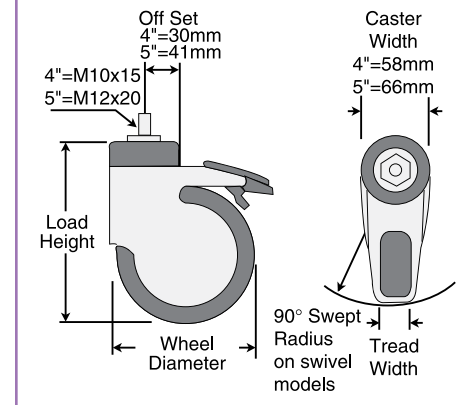
Note: Kick Stop casters have improved load capacity with harder wheel types. Consult factory. Changes to above caster specifications can be considered to suit individual requirements. Such modifications may depend on the size of order and are subject to special quotation and delivery. All specifications and dimensions are accurate for present manufacturer but subject to change without notice. Kick Stop casters are covered by worldwide patents and designs.

Extended lead time, consult factory.

## Contour Solus



### Standard Dimensions



### About Contour Solus

These Euro-Design casters combine a sleek, modern look with the functionality of the Total Lock brake mechanism. With a simple press of the foot, you can lock both wheel and swivel simultaneously in any position. Another press

of the foot releases the caster for free swiveling and rolling ease in any direction (Free swivel models also are available which have no braking action). The unique shell design of the Contour Solus helps keep dirt out of the internal

mechanism of the caster for a long service life. For routine maintenance, the outer shell can be removed from the caster for access to the internal braking mechanism.

### Standard Features

- Foot brake easily engaged; mechanically locks both swivel and wheel rotation
- Aluminum shell hides nuts and bolts
- Quiet operation
- Precision axle built to exacting tolerance for smooth operation and extended life
- Precision bearings reduce maintenance and improve maneuverability
- Choose from a wide variety of colors

### Typical Applications

- Medical and diagnostic equipment, computer equipment, electronic equipment and high-tech products

### Colson Contour Solus Casters • Capacity to 242 lbs

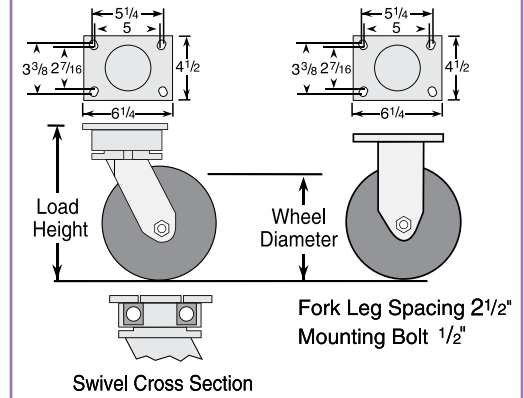
Wheel Dia.	Tread Width	Capacity Each	Wheel Type	Bearing	Model Number		Fitting Type	Approx. Wt.ea.	Load Height	Swivel Radius
					Contour Solus Brake	Free Swivel				
4" (100mm)	1 15/32" (30mm)	220lbs (100kg)	Grey Polyurethane	Sealed Precision	32.4402.404.064.2001.0805	32.4404.404.064.0001.0805	M10 x 15 mm long screwed pin fixing	1 5/8 lbs (.79kg)	5 19/32" (142mm)	3 15/16" (100mm)
5" (125mm)	1 21/32" (32mm)	242lbs (110kg)	Grey Polyurethane	Sealed Precision	32.5402.404.007.2001.0805	32.5404.404.007.0001.0805	M12 x 20 mm long screwed pin fixing	2 5/8 lbs (1.30kg)	6 13/16" (173mm)	4 15/16" (125mm)

Note: Extended lead time, consult factory.

**Top Plate Swivel & Rigid**  
**Capacity up to 1400 lbs each**  
**7 Series**



### Standard Dimensions



### About Evolution

Evolution casters from Colson are the industry's toughest maintenance free caster for harsh towing applications. Automotive, tire manufacturers, and anyone who needs a caster that can hold up in dynamic towing applications will be especially

interested in this product. The notched yoke base is made from 1045 hot drop forged steel, which gives strength and dependability in this very robust fork. The precision radial bearing is large at 3 1/2" in diameter and is sealed on both sides for an

exceptionally smooth swivel. This fork makes up part of an ergonomically friendly caster that confidently handles shock loads, easily starts and stops, effortlessly moves over thresholds, and reliably negotiates uneven surfaces.


### Standard Features

- Zinc plated finish
- Designed for dynamic towing applications
- Maintenance free, precision swivel raceway
- 5/16" steel top plate for maximum durability
- Fork legs 5/16" thick 2 1/2" wide
- 1/2" hollow axle with grease zerk and lock nut

### Typical Applications

- Excellent for automotive, tire manufacturing and aviation industries

### Wheel Selection



Specialty Casters

Evolution 7 Series

Colson Evolution Casters • 7 Series • Capacity to 1400 lbs

Wheel Dia.	Tread Width	Capacity Each (Pounds)	Wheel Descriptions	Swivel Top Plate Roller Bearing Caster Models	Rigid Top Plate Roller Bearing Caster Models	Optional Bearings (Order information below chart)	Load Height	Swivel Radius	Weight (Pounds)
8"	2"	500	Performa Rubber (Conductive/Flat)	7.08579.459 COND	7.08578.459 COND	PPBB	10 <sup>1</sup> / <sub>4</sub>	6 <sup>1</sup> / <sub>4</sub>	11 <sup>3</sup> / <sub>4</sub>
			Performa Rubber (Conductive/Round)	7.08579.559 COND	7.08578.559 COND	PPBB	10 <sup>1</sup> / <sub>4</sub>	6 <sup>1</sup> / <sub>4</sub>	11 <sup>3</sup> / <sub>4</sub>
			Moldon Rubber (Cast iron core)	7.08579.649.7	7.08578.649.7	Delrin, PPBB	10 <sup>1</sup> / <sub>4</sub>	6 <sup>1</sup> / <sub>4</sub>	17 <sup>1</sup> / <sub>2</sub>
		600	Performa Rubber (Round/Grey)	7.08579.559	7.08578.559	Delrin, Prec. Ball, PPBB	10 <sup>1</sup> / <sub>4</sub>	6 <sup>1</sup> / <sub>4</sub>	11 <sup>3</sup> / <sub>4</sub>
			Performa Rubber (Flat/Black)	7.08579.459.2	7.08578.459.2	Delrin, Prec. Ball, PPBB	10 <sup>1</sup> / <sub>4</sub>	6 <sup>1</sup> / <sub>4</sub>	11 <sup>3</sup> / <sub>4</sub>
		675	Performa Rubber (Flat/Grey)	7.08579.459	7.08578.459	Delrin, Prec. Ball, PPBB	10 <sup>1</sup> / <sub>4</sub>	6 <sup>1</sup> / <sub>4</sub>	11 <sup>3</sup> / <sub>4</sub>
			Polyolefin	7.08579.839	7.08578.839	Delrin, Plain, PPBB	10 <sup>1</sup> / <sub>4</sub>	6 <sup>1</sup> / <sub>4</sub>	11 <sup>1</sup> / <sub>4</sub>
		900	Polyurethane HI-TECH	7.08579.929	7.08578.929	Delrin, PPBB	10 <sup>1</sup> / <sub>4</sub>	6 <sup>1</sup> / <sub>4</sub>	11 <sup>3</sup> / <sub>4</sub>
			Endura Solid Elastomer	7.08579.839 EN	7.08578.839 EN	Delrin, Prec. Ball, PPBB	10 <sup>1</sup> / <sub>4</sub>	6 <sup>1</sup> / <sub>4</sub>	12 <sup>3</sup> / <sub>4</sub>
		1200	Triumph (Crown/Brown)*	7.08579.93TF	7.08578.93TF	Prec. Ball	10 <sup>1</sup> / <sub>4</sub>	6 <sup>1</sup> / <sub>4</sub>	14
			Triumph (Crown/Red)*	7.08579.93TS	7.08578.93TS	Prec. Ball	10 <sup>1</sup> / <sub>4</sub>	6 <sup>1</sup> / <sub>4</sub>	14
			Triumph (Round/Blue)*	7.08579.96TF	7.08578.96TF	Prec. Ball	10 <sup>1</sup> / <sub>4</sub>	6 <sup>1</sup> / <sub>4</sub>	14
			Triumph (Round/Red)*	7.08579.96TS	7.08578.96TS	Prec. Ball	10 <sup>1</sup> / <sub>4</sub>	6 <sup>1</sup> / <sub>4</sub>	14
		1400	Maxim	7.08579.539	7.08578.539	Delrin, Bronze, PPBB	10 <sup>1</sup> / <sub>4</sub>	6 <sup>1</sup> / <sub>4</sub>	11 <sup>3</sup> / <sub>4</sub>
			Moldon Polyurethane (Aluminum core)	7.08579.939	7.08578.939	Delrin, PPBB	10 <sup>1</sup> / <sub>4</sub>	6 <sup>1</sup> / <sub>4</sub>	12
			Moldon Polyurethane (Cast iron core)	7.08579.949.7	7.08578.949.7	Delrin, PPBB	10 <sup>1</sup> / <sub>4</sub>	6 <sup>1</sup> / <sub>4</sub>	17 <sup>1</sup> / <sub>2</sub>
			Moldon Nylon	7.08579.939.3	7.08578.939.3	Delrin, PPBB	10 <sup>1</sup> / <sub>4</sub>	6 <sup>1</sup> / <sub>4</sub>	12 <sup>2</sup> / <sub>3</sub>
			Phenolic	7.08579.339	7.08578.339	Delrin, PPBB	10 <sup>1</sup> / <sub>4</sub>	6 <sup>1</sup> / <sub>4</sub>	13
			Cast Iron	7.08579.139	7.08578.139	Delrin, PPBB	10 <sup>1</sup> / <sub>4</sub>	6 <sup>1</sup> / <sub>4</sub>	17

\*Triumph wheels available with Precision ball bearing only. Precision ball bearings recommended for tow-line applications. Consult factory for special towing and brake requirements.

**Bearing Options**

Wheels feature roller bearings in above chart. To order optional bearings, see information below.



**Roller Bearing**  
 Metal cage roller bearing (Specify **WB29**).  
 Metal thrust & retainer washers (Specify **WSR1**).  
 Sintered iron step washers (Specify **WSR2**).  
 Sealed metal retainer washer (Specify **WSR3**).



**Torrington Roller Bearing**  
 Torrington style roller bearing with retainer (Specify **WB19**).



**Delrin Bearing**  
 For standard two-piece bearing change 9th digit to "1" (Example: 7.08579.451.2).  
 One-piece with steel thrust washers (Specify **WB11**).



**Precision Ball Bearing**  
 To order change 8th and 9th digits to "P5" (Example 7.08579.8P5 EN).



**Pedestal Precision Ball Bearing (PPBB)**  
 To order change 9th digit to "5" (Example: 7.08579.555).



**Bronze**  
 To order, change the 9th digit in model number to "4" (Example: 7.08579.534).

Specialty Casters

Colson

# What Separates Colson from the Competition?

Wheel Selection

GREY MATTER



PERFORMA

## IMPROVING CASTERS AND WHEELS IS ALWAYS ON OUR MIND.

Your reputation is riding on your casters. Think about it. What happens to your satisfied customers if the casters on your equipment fail? Colson can help. We think about casters all of the time, and we lead our industry with remarkable innovations perfectly suited for a wide range of applications.

Take Performa caster wheels for example. These much imitated but never duplicated wheels are the envy of the industry. Performa is the ultimate in uncompromising wheel performance. They protect equipment and cargo with a silent, soft cushion ride similar to rubber wheels. They handle heavy loads and glide effortlessly across the floor similar to hard tread wheels. Plus, these wheels deliver superior non-marking floor protection.

During our 125-year legacy of leadership, Colson has reinvented the wheel time-after-time to give each customer the perfect caster for their particular application. Your reputation is riding on our casters. Ours is to. Call or visit our website today.




## Use the Performa Wheel In Many Applications:

- **Factories**
- **Hospitals**
- **Schools**
- **Restaurants**
- **Warehouses**
- **Anywhere equipment must move easily and efficiently!**

- Absorbs shock to provide a cushion ride that protects your equipment, cargo and floors
- Superior impact resistance (better than cast iron core moldon rubber wheels)
- Resists “flat spotting” even when equipment rests under a load over time
- Silent operating to prevent distracting and annoying wheel noise
- Handles tough environments (inside or outside) without corrosion
- Performa conductive wheels available
- Maximum low temperature flexibility for superior performance even in freezing temperatures
- Maximum resistance to chemicals, acids, bases, alcohols, water and steam
- Custom colors available, consult factory
- Makes your equipment easier to handle and more responsive
- Lasting performance even in the most punishing applications

Maximum impact resistance and shock absorption help protect equipment, cargo and floors



Performa wheels handle tough environments—inside or outside, in hot or cold temperatures—without corrosion.



Performa wheels reject floor debris including metal shavings, chips, sand and gravel.



Wheel Selection

## Perma Rubber Wheels

**Flat Grey Tread**  
**Capacity up to 325 lbs each**  
**1-2 Series**



Perma wheels offer the advantages of both hard and soft tread materials in a single wheel. Like a hard tread wheel, Perma rolls easily and is very durable. Like a soft tread wheel, it rolls quietly, protects floors and resists impacts with a cushion ride. It also features maximum weatherability, low temperature flexibility, resistance to chemicals, water and steam, and rejects floor debris such as metal shavings. Non-marking thermoplastic elastomer tread is permanently bonded to durable polyolefin wheel core.

**Temperature range:** -45°F to +180°F intermittent service (120° continuous service).

**Hardness:** 65(±5) Durometer Shore A scale.

### Colson Perma Rubber Wheels • Flat Grey Tread • 1-2 Series • Capacity up to 325 lbs each

Wheel Dia.	Tread Width	Capacity Each (Pounds)	Bearing	Wheel Model Number	Wheel			Spanner Bushing		Thread Guard TG1: Metal TG2: Plastic	Weight (Pounds)
					Bearing Bore	Bore Less Bearing	Hub Length	Bore	Length		
1 <sup>5</sup> / <sub>8</sub> "	7/8"	60	Delrin	1.00001.441	5/16"	1/2"	11/32"	-	-	-	1/4
2"	7/8"	75	Delrin	1.00002.441	5/16"	1/2"	11/32"	-	-	-	1/4
2 <sup>1</sup> / <sub>2</sub> "	1 <sup>1</sup> / <sub>4</sub> "	140	Delrin	2.00002.441	1/2"	29/32"	17/16"	3/8"	11/2"	-	1/4
			Ball	2.00002.445	3/8"	-	11/2"	-	-	-	3/8
3"	7/8"	125	Delrin	1.00003.441	7/16"	39/64"	11/32"	5/16"	17/64"	TG1: 57852.03	1/4
3 <sup>1</sup> / <sub>2</sub> "	1 <sup>1</sup> / <sub>4</sub> "	250	Delrin	2.00003.441	1/2"	29/32"	17/16"	3/8"	11/2"	TG1: 57854.01	3/8
			Ball	2.00003.445	3/8"	-	11/2"	-	-	TG2: 57852.39	1/2
4"	7/8"	135	Delrin	1.00004.441	7/16"	39/64"	11/32"	5/16"	17/64"	-	1/4
	1 <sup>1</sup> / <sub>4</sub> "	300	Delrin	2.00004.441	1/2"	29/32"	17/16"	3/8"	11/2"	TG1: 57854.01	5/8
			Ball	2.00004.445	3/8"	-	11/2"	-	-		3/4
5"	7/8"	145	Delrin	1.00005.441	7/16"	39/64"	11/32"	5/16"	17/64"	TG2: 57852.42	1/4
	1 <sup>1</sup> / <sub>4</sub> "	325	Delrin	2.00005.441	1/2"	29/32"	17/16"	3/8"	11/2"	TG1: 57866.03	3/4
			Ball	2.00005.445	3/8"	-	11/2"	-	-	TG2: 57852.43	7/8

### Wheel Options

**Round Grey Tread**  
**Capacity up to 250 lbs each**  
**2 Series**



- Delrin Bearing Less Bushing: Specify "WB01B".
- Thread Guards: Specify "TG1" (metal), "TG2" (plastic).
- Custom colors to match your equipment (consult factory).

### Colson Perma Rubber Wheels • Round Grey Tread • 2 Series • Capacity up to 250 lbs each

Wheel Dia.	Tread Width	Capacity Each (Pounds)	Bearing	Wheel Model Number	Wheel			Spanner Bushing		Thread Guard TG1: Metal TG2: Plastic	Weight (Pounds)
					Bearing Bore	Bore Less Bearing	Hub Length	Bore	Length		
3 <sup>1</sup> / <sub>2</sub> "	1 <sup>5</sup> / <sub>16</sub> "	210	Delrin	2.00003.561	1/2"	29/32"	17/16"	3/8"	11/2"	-	1/2
			Ball	2.00003.565	3/8"	-	11/2"	-	-	-	5/8
5"	1 <sup>5</sup> / <sub>16</sub> "	250	Delrin	2.00005.561	1/2"	29/32"	17/16"	3/8"	11/2"	TG1: 57854.01	7/8
			Ball	2.00005.565	3/8"	-	11/2"	-	-	TG2: 57852.39	1



## Performa Rubber Wheels

### Flat Grey Tread Capacity up to 675 lbs each 3-5 Series



Performa wheels offer the advantages of both hard and soft tread materials in a single wheel. Like a hard tread wheel, Performa rolls easily and is very durable. Like a soft tread wheel, it rolls quietly, protects floors and resists impacts with a cushion ride. It also features maximum weatherability, low temperature flexibility, resistance to chemicals, water and steam, and rejects floor debris such as metal shavings. Non-marking thermoplastic elastomer tread is permanently bonded to durable polyolefin wheel core.

**Temperature range:** -45°F to +180°F intermittent service (120° continuous service).

**Hardness:** 65(±5) Durometer Shore A scale.

### Colson Performa Rubber Wheels • Flat Grey Tread • 3-5 Series • Capacity up to 675 lbs each

Wheel Dia.	Tread Width	Capacity Each (Pounds)	Bearing	Wheel Model Number	Wheel			Spanner Bushing		Thread Guard TG1: Metal TG2: Plastic	Weight (Pounds)
					Bearing Bore	Bore Less Bearing	Hub Length	Bore	Length		
3"	1 1/2"	250	Delrin	3.00003.441	3/4"	13/16"	15/8"	3/8"	17/8"	-	3/4
			Roller	3.00003.449	3/4"	13/16"	15/8"	3/8"	17/8"	-	1
			Delrin	4.00003.441	3/4"	13/16"	15/8"	1/2"	27/16"	-	3/4
			Roller	4.00003.449	3/4"	13/16"	15/8"	1/2"	27/16"	-	1
4"	1 1/2"	325	Delrin	3.00004.441	3/4"	13/16"	15/8"	3/8"	17/8"	-	1
			Roller	3.00004.449	3/4"	13/16"	15/8"	3/8"	17/8"	-	1 1/4
			Delrin	4.00004.441	3/4"	13/16"	15/8"	1/2"	27/16"	-	1
			Roller	4.00004.449	3/4"	13/16"	15/8"	1/2"	27/16"	-	1 1/4
	2"	400	Delrin	5.00004.451	3/4"	13/16"	23/16"	1/2"	27/16"	-	1 1/4
			Roller	5.00004.459	3/4"	13/16"	23/16"	1/2"	27/16"	-	1 1/2
PPBB	5.00004.455	1/2"	13/16"	27/16"	-	-	-	-	1 1/2		
5"	1 1/2"	350	Delrin	3.00005.441	3/4"	13/16"	15/8"	3/8"	17/8"	-	1 1/4
			Roller	3.00005.449	3/4"	13/16"	15/8"	3/8"	17/8"	-	1 1/2
			Delrin	4.00005.441	3/4"	13/16"	15/8"	1/2"	27/16"	-	1 1/4
			Roller	4.00005.449	3/4"	13/16"	15/8"	1/2"	27/16"	-	1 1/2
	2"	500	PPBB	5.00005.455	1/2"	13/16"	27/16"	-	-	-	1 1/2
			Delrin	5.00005.451	3/4"	13/16"	23/16"	1/2"	27/16"	TG1: 57852.35	1 1/2
			Roller	5.00005.459	3/4"	13/16"	23/16"	1/2"	27/16"	TG2: 57852.34	1 1/2
			Roller	5.00005.459	3/4"	13/16"	23/16"	1/2"	27/16"	-	1 1/2
6"	1 1/2"	375	Delrin	3.00006.441	3/4"	13/16"	15/8"	3/8"	17/8"	-	1 1/2
			Roller	3.00006.449	3/4"	13/16"	15/8"	3/8"	17/8"	-	1 3/4
			Delrin	4.00006.441	3/4"	13/16"	15/8"	1/2"	27/16"	-	1 1/2
			Roller	4.00006.449	3/4"	13/16"	15/8"	1/2"	27/16"	-	1 3/4
	2"	500	PPBB	5.00006.455	1/2"	13/16"	27/16"	-	-	-	1 3/4
			Delrin	5.00006.451	3/4"	13/16"	23/16"	1/2"	27/16"	TG1: 59042.07	1 3/4
		600	Delrin	5.00006.451	3/4"	13/16"	23/16"	1/2"	27/16"	TG2: 57852.29	1 3/4
			Roller	5.00006.459	3/4"	13/16"	23/16"	1/2"	27/16"	-	1 3/4
8"	1 1/2"	500	Delrin	4.00008.441	3/4"	13/16"	15/8"	1/2"	27/16"	-	2 1/4
			Roller	4.00008.449	3/4"	13/16"	15/8"	1/2"	27/16"	-	2 1/4
	2"	500	PPBB	5.00008.455	1/2"	13/16"	27/16"	-	-	-	2 1/2
			Delrin	5.00008.451	3/4"	13/16"	23/16"	1/2"	27/16"	TG1: 57852.04	2 1/2
		675	Delrin	5.00008.451	3/4"	13/16"	23/16"	1/2"	27/16"	TG2: 57852.30	2 1/2
			Roller	5.00008.459	3/4"	13/16"	23/16"	1/2"	27/16"	-	2 1/2

### Wheel Options

- Delrin Bearing Less Bushing: Specify **"WB01B"**.
- 1-Piece Delrin Bearing with Bushing (2" tread width): Specify **"WB11"**.
- 1-Piece Delrin Bearing less Bushing (2" tread width): Specify **"WB11B"**.
- Precision Sealed Ball Bearing (2" tread width): To order, change 8th and 9th digits in wheel model to **"P5"** (Example 5.00006.4**P5**).
- Pedestal Precision Ball Bearing (PPBB) also available in stainless steel (consult factory).
- Metal cage roller bearing: Specify **"WB29"**.
- Torrington style with Hytrel retainer (2" tread width): Specify **"WB19"**.
- Roller Bearing less Bushing: Specify **"WB09B"**.
- Roller bearing metal thrust & retainer washers: Specify **"WSR1"**.
- Roller bearing sintered iron step washers: Specify **"WSR2"**.
- Roller bearing sealed metal retainer washer: Specify **"WSR3"**.
- Thread Guards: Specify **"TG1"** (metal), **"TG2"** (plastic).
- Custom colors to match your equipment (consult factory).

## Performa Rubber Wheels

**Flat Black Tread**  
**Capacity up to 1700 lbs**  
**each 5-7 Series**



Performa wheels offer the advantages of both hard and soft tread materials in a single wheel. Like a hard tread wheel, Performa rolls easily and is very durable. Like a soft tread wheel, it rolls quietly, protects floors and resists impacts with a cushion ride. It also features maximum weatherability, low temperature flexibility, resistance to chemicals, water and steam, and rejects floor debris such as metal shavings. Thermoplastic elastomer tread is permanently bonded to ribbed polyolefin wheel core and is non-marking.

**Temperature range:** -45°F to +180°F intermittent service (120° continuous service).

**Hardness:** 65(±5) Durometer Shore A scale.

### Colson Performa Rubber Wheels • Flat Black Tread • 5-7 Series • Capacity up to 1700 lbs each

Wheel Dia.	Tread Width	Capacity Each (Pounds)	Bearing	Wheel Model Number	Wheel			Spanner Bushing		Thread Guard TG1: Metal TG2: Plastic	Weight (Pounds)
					Bearing Bore	Bore Less Bearing	Hub Length	Bore	Length		
4"	2"	400	PPBB	5.00004.455.2	1/2"	13/16"	27/16"	—	—	—	1 1/2
			Delrin	5.00004.451.2	3/4"	13/16"	23/16"	1/2"	27/16"	—	1 1/4
			Roller	5.00004.459.2	3/4"	13/16"	23/16"	1/2"	27/16"	—	1 1/2
5"	2"	500	PPBB	5.00005.455.2	1/2"	13/16"	27/16"	—	—	TG1: 57852.35 TG2: 57852.34	1 1/2
			Delrin	5.00005.451.2	3/4"	13/16"	23/16"	1/2"	27/16"		1 1/2
			Roller	5.00005.459.2	3/4"	13/16"	23/16"	1/2"	27/16"		1 1/2
6"	2"	500	PPBB	5.00006.455.2	1/2"	13/16"	27/16"	—	—	TG1: 59042.07 TG2: 57852.29	1 3/4
		600	Delrin	5.00006.451.2	3/4"	13/16"	23/16"	1/2"	27/16"		1 3/4
			Roller	5.00006.459.2	3/4"	13/16"	23/16"	1/2"	27/16"		1 3/4
8"	2"	500	PPBB	5.00008.455.2	1/2"	13/16"	27/16"	—	—	TG1: 57852.04 TG2: 57852.30	2 1/2
		675	Delrin	5.00008.451.2	3/4"	13/16"	23/16"	1/2"	27/16"		2 1/2
			Roller	5.00008.459.2	3/4"	13/16"	23/16"	1/2"	27/16"		2 1/2
10"	2 1/2"	1000	Delrin	7.00010.451.2	1"	1 15/16"	3 1/4"	3/4"	3 1/2"	—	6
			Roller	7.00010.459.2	1"	1 15/16"	3 1/4"	3/4"	3 1/2"	—	6 1/4
12"	3"	1700	Delrin	7.00012.451.2	1"	1 15/16"	3 1/4"	3/4"	3 1/2"	—	7
			Roller	7.00012.459.2	1"	1 15/16"	3 1/4"	3/4"	3 1/2"	—	7 1/2

### Wheel Options

- Delrin Bearing Less Bushing: Specify "**WB01B**".
- 1-Piece Delrin Bearing with Bushing (2" tread width): Specify "**WB11**".
- 1-Piece Delrin Bearing less Bushing (2" tread width): Specify "**WB11B**".
- Precision Sealed Ball Bearing (2" tread width): To order, change 8th and 9th digits in wheel model to "**P5**" (Example 5.00006.4**P5**.2).
- Pedestal Precision Ball Bearing (PPBB) also available in stainless steel (consult factory).
- Metal cage roller bearing: Specify "**WB29**".
- Torrington style with Hytrel retainer (2" tread width): Specify "**WB19**".
- Roller Bearing less Bushing: Specify "**WB09B**".
- Roller bearing metal thrust & retainer washers: Specify "**WSR1**".
- Roller bearing sintered iron step washers: Specify "**WSR2**".
- Roller bearing sealed metal retainer washer: Specify "**WSR3**".
- Thread Guards: Specify "**TG1**" (metal), "**TG2**" (plastic).
- Custom colors to match your equipment (consult factory).

## Performa Rubber Wheels

### Round Grey Tread Capacity up to 600 lbs each 5 Series



Performa wheels offer the advantages of both hard and soft tread materials in a single wheel. Like a hard tread wheel, Performa rolls easily and is very durable. Like a soft tread wheel, it rolls quietly, protects floors and resists impacts with a cushion ride. It also features maximum weatherability, low temperature flexibility, resistance to chemicals, water and steam, and rejects floor debris such as metal shavings. Thermoplastic elastomer tread is permanently bonded to ribbed polyolefin wheel core and is non-marking.

**Temperature range:** -45°F to +180°F intermittent service (120° continuous service).

**Hardness:** 65(±5) Durometer Shore A scale.

### Colson Performa Rubber Wheels • Round Grey Tread • 5 Series • Capacity up to 600 lbs each

Wheel Dia.	Tread Width	Capacity Each (Pounds)	Bearing	Wheel Model Number	Wheel			Spanner Bushing		Thread Guard TG1: Metal TG2: Plastic	Weight (Pounds)
					Bearing Bore	Bore Less Bearing	Hub Length	Bore	Length		
6"	2"	450	PPBB	5.00006.555	1/2"	13/16"	27/16"	—	—	TG1: 59042.07 TG2: 57852.29	15/8
			Delrin	5.00006.551	3/4"	13/16"	23/16"	1/2"	27/16"		15/8
			Roller	5.00006.559	3/4"	13/16"	23/16"	1/2"	27/16"		15/8
8"	2"	500	PPBB	5.00008.555	1/2"	13/16"	27/16"	—	—	TG1: 57852.04 TG2: 57852.30	2 1/4
		600	Delrin	5.00008.551	3/4"	13/16"	23/16"	1/2"	27/16"		2 1/4
		600	Roller	5.00008.559	3/4"	13/16"	23/16"	1/2"	27/16"		2 1/4

### Wheel Options

- Delrin Bearing Less Bushing: Specify **"WB01B"**.
- 1-Piece Delrin Bearing with Bushing (2" tread width): Specify **"WB11"**.
- 1-Piece Delrin Bearing less Bushing (2" tread width): Specify **"WB11B"**.
- Precision Sealed Ball Bearing: To order, change 8th and 9th digits in wheel model to **"P5"** (Example 5.00006.4**P5**).
- Pedestal Precision Ball Bearing (PPBB) also available in stainless steel (consult factory).
- Metal cage roller bearing: Specify **"WB29"**.
- Torrington style with Hytrel retainer (2" tread width): Specify **"WB19"**.
- Roller Bearing less Bushing: Specify **"WB09B"**.
- Roller bearing metal thrust & retainer washers: Specify **"WSR1"**.
- Roller bearing sintered iron step washers: Specify **"WSR2"**.
- Roller bearing sealed metal retainer washer: Specify **"WSR3"**.
- Thread Guards: Specify **"TG1"** (metal), **"TG2"** (plastic).
- Custom colors to match your equipment (consult factory).

## Performa Conductive Rubber Wheels

### Flat Grey Tread Capacity up to 200 lbs each 2 Series



Many computer manufacturers and electronics companies require conductive wheels on assembly carts to eliminate static build-up and discharge. Although conductive caster wheels have existed for years, almost all of them mark floors. Colson has solved this problem with our selection of Performa Conductive Wheels. These models combine a soft cushion ride with a non-marking tread design. All wheels feature a cushion grey Performa tread bonded to a black Polyolefin wheel core. Performa Conductive wheels have been rigorously tested and approved by an independent lab and meet the requirements of federal specification FF-C-88C. This specification requires an average electrical resistance of less than 250,000 ohms. For other wheel sizes, please consult factory for availability.

**Hardness:** 75(±5) Durometer Shore A scale.

### Colson Performa Conductive Rubber Wheels • Flat Grey Tread • 2 Series • Capacity up to 200 lbs each

Wheel Dia.	Tread Width	Capacity Each (Pounds)	Bearing	Wheel Model Number	Wheel			Spanner Bushing		Thread Guard TG1: Metal TG2: Plastic	Weight (Pounds)
					Bearing Bore	Bore Less Bearing	Hub Length	Bore	Length		
2 1/2"	1 1/4"	125	Ball	2.00002.445 COND	3/8"	–	1 1/2"	–	–	–	3/8
3 1/2"	1 1/4"	225	Ball	2.00003.445 COND	3/8"	–	1 1/2"	–	–	–	1/2
4"	1 1/4"	250	Ball	2.00004.445 COND	3/8"	–	1 1/2"	–	–	–	3/4
5"	1 1/4"	250	Ball	2.00005.445 COND	3/8"	–	1 1/2"	–	–	–	7/8

**Note:** Extended delivery item. Consult Factory.

### Round Grey Tread Capacity up to 250 lbs each 2 Series



### Colson Performa Conductive Rubber Wheels • Round Grey Tread • 2 Series • Capacity up to 250 lbs each

Wheel Dia.	Tread Width	Capacity Each (Pounds)	Bearing	Wheel Model Number	Wheel			Spanner Bushing		Thread Guard TG1: Metal TG2: Plastic	Weight (Pounds)
					Bearing Bore	Bore Less Bearing	Hub Length	Bore	Length		
3 1/2"	1 5/16"	210	Ball	2.00003.565 COND	3/8"	–	1 1/2"	–	–	–	5/8
5"	1 5/16"	250	Ball	2.00005.565 COND	3/8"	–	1 1/2"	–	–	–	1

**Note:** Extended delivery item. Consult Factory.

#### IMPORTANT NOTICE

As oil is injurious to compounds and impairs the electrical conductivity of these products, contact with oil should be avoided. Conductive characteristics of the tread compounds may decrease with, among other things, service and contact with lubricants, waxes, polishes and cleaning materials used for floor maintenance. Since Colson has no control over these conditions, no warranties, express or implied, of either merchantability, fitness or otherwise respect to the continuing level of conductivity of the product, are made.

## Perma Conductive Rubber Wheels

### Flat Grey Tread Capacity up to 500 lbs each 3-5 Series



Many computer manufacturers and electronics companies require conductive wheels on assembly carts to eliminate static build-up and discharge. Although conductive caster wheels have existed for years, almost all of them mark floors. Colson has solved this problem with our selection of Perma Conductive Wheels. These models combine a soft cushion ride with a non-marking tread design. All wheels feature a cushion grey Perma tread bonded to a black Polyolefin wheel core. Perma Conductive wheels have been rigorously tested and approved by an independent lab and meet the requirements of federal specification FF-C-88C. This specification requires an average electrical resistance of less than 250,000 ohms. For other wheel sizes, please consult factory for availability.

**Hardness:** 75(±5) Durometer Shore A scale.

### Colson Perma Conductive Rubber Wheels • Flat Grey Tread • 3-5 Series • Capacity up to 500 lbs each

Wheel Dia.	Tread Width	Capacity Each (Pounds)	Bearing	Wheel Model Number	Wheel			Spanner Bushing		Thread Guard TG1: Metal TG2: Plastic	Weight (Pounds)
					Bearing Bore	Bore Less Bearing	Hub Length	Bore	Length		
3"	1 1/2"	225	Roller	4.00003.449 COND	3/4"	1 3/16"	1 5/8"	1/2"	27/16"	-	1
4"	1 1/2"	255	Roller	3.00004.449 COND	3/4"	1 3/16"	1 5/8"	3/8"	17/8"	-	1 1/4
			Roller	4.00004.449 COND	3/4"	1 3/16"	1 5/8"	1/2"	27/16"	-	1 1/4
	2"	300	PPBB	5.00004.455 COND	1/2"	1 3/16"	2 7/16"	-	-	-	1 1/2
			Roller	5.00004.459 COND	3/4"	1 3/16"	2 3/16"	1/2"	27/16"	-	1 1/2
5"	1 1/2"	280	Roller	3.00005.449 COND	3/4"	1 3/16"	1 5/8"	3/8"	17/8"	-	1 1/4
			Roller	4.00005.449 COND	3/4"	1 3/16"	1 5/8"	1/2"	27/16"	-	1 1/4
	2"	325	PPBB	5.00005.455 COND	1/2"	1 3/16"	2 7/16"	-	-	-	1 1/2
			Roller	5.00005.459 COND	3/4"	1 3/16"	2 3/16"	1/2"	27/16"	-	1 1/2
6"	1 1/2"	300	Roller	3.00006.449 COND	3/4"	1 3/16"	1 5/8"	3/8"	17/8"	-	1 3/4
			Roller	4.00006.449 COND	3/4"	1 3/16"	1 5/8"	1/2"	27/16"	-	1 3/4
	2"	410	PPBB	5.00006.455 COND	1/2"	1 3/16"	2 7/16"	-	-	-	1 3/4
			Roller	5.00006.459 COND	3/4"	1 3/16"	2 3/16"	1/2"	27/16"	-	1 3/4
8"	1 1/2"	350	Roller	4.00008.449 COND	3/4"	1 3/16"	1 5/8"	1/2"	27/16"	-	2 1/4
			PPBB	5.00008.455 COND	1/2"	1 3/16"	2 7/16"	-	-	-	2 1/4
	2"	500	Roller	5.00008.459 COND	3/4"	1 3/16"	2 3/16"	1/2"	27/16"	-	2 1/2

**Note:** Extended delivery item. Consult Factory.

#### Wheel Options

- Pedestal Precision Ball Bearing (PPBB) also available in stainless steel (consult factory).

### Round Grey Tread Capacity up to 500 lbs each 5 Series



#### Wheel Options

- Pedestal Precision Ball Bearing (PPBB) also available in stainless steel (consult factory).

**Note:** Extended delivery item. Consult Factory.

### Colson Perma Conductive Rubber Wheels • Round Grey Tread • 5 Series • Capacity up to 500 lbs each

Wheel Dia.	Tread Width	Capacity Each (Pounds)	Bearing	Wheel Model Number	Wheel			Spanner Bushing		Thread Guard TG1: Metal TG2: Plastic	Weight (Pounds)
					Bearing Bore	Bore Less Bearing	Hub Length	Bore	Length		
6"	2"	410	PPBB	5.00006.555 COND	1/2"	1 3/16"	2 7/16"	-	-	-	1 5/8
			Roller	5.00006.559 COND	3/4"	1 3/16"	2 3/16"	1/2"	2 7/16"	-	1 5/8
8"	2"	500	PPBB	5.00008.555 COND	1/2"	1 3/16"	2 7/16"	-	-	-	2 1/4
			Roller	5.00008.559 COND	3/4"	1 3/16"	2 3/16"	1/2"	2 7/16"	-	2 1/2

#### IMPORTANT NOTICE

As oil is injurious to compounds and impairs the electrical conductivity of these products, contact with oil should be avoided. Conductive characteristics of the tread compounds may decrease with, among other things, service and contact with lubricants, waxes, polishes and cleaning materials used for floor maintenance. Since Colson has no control over these conditions, no warranties, express or implied, of either merchantability, fitness or otherwise respect to the continuing level of conductivity of the product, are made.

## Perma Hand Truck Wheels

### Flat Tread Capacity up to 350 lbs each 4 Series



**Center Hub Design.** This black tread wheel is a light weight, high performance hand truck wheel that rolls longer, quieter and smoother without marking floors. The exclusive wheel design features a zerk fitting for the wheel bearing and provides maximum rolling ease for greater maneuverability on the job. The exclusive wheel tread material won't pick up gravel or floor debris, and this wheel performs better than a pneumatic tire...yet never goes flat! Like all of our Perma models, the wheel provides maximum shock absorption for a cushion ride and will not flatspot... even under load. The materials give superior weather resistance and lower temperature flexibility, as well as a high resistance to chemicals, acids, water and steam.

**Temperature range:** -45°F to +180°F intermittent service (120° continuous service).

**Hardness:** 55(±5) Durometer Shore A Scale.

### Colson Perma Hand Truck Wheels • Flat Tread • 4 Series • Capacity up to 350 lbs each

Black Tread Models			Bearing	Wheel Model Number	Specify Bore Code	Wheel		Hub		Thread Guard TG1: Metal TG2: Plastic	Weight (Pounds)
Wheel Dia.	Tread Width	Capacity Each (Pounds)				Bearing Bore	Bore Less Bearing	Length Less Bearing	Length With Bearing		
8"	1 1/2"	350	None	4.00008.486.2	None	N/A	1 3/8"	1 5/8"	1 7/8"	-	2 1/4
			PPBB	4.00008.485.2	WB625	5/8"	1 3/8"	1 5/8"	1 7/8"	-	2 1/4
			PPBB	4.00008.485.2	WB750	3/4"	1 3/8"	1 5/8"	1 7/8"	-	2 1/4

### Round Tread Capacity up to 500 lbs each 5 Series



**Offset hub design.** This black or grey tread wheel is a light weight, high performance hand truck wheel that rolls longer, quieter and smoother without marking floors. The exclusive wheel design features a zerk fitting for the wheel bearing and provides maximum rolling ease for greater maneuverability on the job. The exclusive wheel tread material won't pick up gravel or floor debris, and this wheel performs better than a pneumatic tire...yet never goes flat! Like all of our Perma models, the wheel provides maximum shock absorption for a cushion ride and will not flatspot... even under load. The materials give superior weather resistance and lower temperature flexibility, as well as a high resistance to chemicals, acids, water and steam.

**Temperature range:** -45°F to +180°F intermittent service (120° continuous service).

**Hardness:** 55(±5) Durometer Shore A Scale.

### Colson Perma Hand Truck Wheels • Round Tread • 5 Series • Capacity up to 500 lbs each

Black Tread Models			Bearing	Wheel Model Number	Specify Bore Code	Wheel		Hub		Thread Guard TG1: Metal TG2: Plastic	Weight (Pounds)
Wheel Dia.	Tread Width	Capacity Each (Pounds)				Bearing Bore	Bore Less Bearing	Length Less Bearing	Length With Bearing		
8"	2"	500	PPBB	5.00008.585.2	WB625	5/8"	1 3/8"	1 3/4"	2"	-	2 1/4
			PPBB	5.00008.585.2	WB750	3/4"	1 3/8"	1 3/4"	2"	-	2 1/4
			None	5.00008.596.2	None	N/A	1 3/8"	2"	2 1/4"	-	2 1/4
			PPBB	5.00008.595.2	WB625	5/8"	1 3/8"	2"	2 1/4"	-	2 1/4
			PPBB	5.00008.595.2	WB750	3/4"	1 3/8"	2"	2 1/4"	-	2 1/4

#### Grey Tread Models

8"	2"	500	None	5.00008.586	None	N/A	1 3/8"	1 3/4"	N/A	-	2 1/4
			PPBB	5.00008.585	WB625	5/8"	1 3/8"	1 3/4"	2"	-	2 1/4
			PPBB	5.00008.585	WB750	3/4"	1 3/8"	1 3/4"	2"	-	2 1/4
			None	5.00008.596	None	N/A	1 3/8"	2"	2 1/4"	-	2 1/4
			PPBB	5.00008.595	WB625	5/8"	1 3/8"	2"	2 1/4"	-	2 1/4
			PPBB	5.00008.595	WB750	3/4"	1 3/8"	2"	2 1/4"	-	2 1/4

## Trans-forma® LT Wheels

**Flat or Round Black Tread**  
**Capacity up to 500 lbs**  
**5 Series**



### Wheel Options

- Pedestal Precision Ball Bearing (PPBB) also available in stainless steel (consult factory).

Made with Grade 5 recyclable material to help protect our environment, this is the perfect lower cost replacement for moldon rubber or TPR wheels. The LT wheel is manufactured using co-injection molding on our state of the art equipment that chemically bonds the TPE material to a sturdy polyolefin core. The multi-purpose design is well suited for a variety of applications including (but not limited to): dumpster/trash bins, lumber carts and flower carts.

**Temperature range:** -45 °F to +180 °F

**Hardness:** 80(±5) Durometer Shore A scale.

### Colson Trans-forma® LT Wheels • 5 Series • Capacity up to 500 lbs each

Flat Tread Models			Wheel	Spanner Bushing		Thread Guard TG1: Metal	Weight (Pounds)				
Wheel Dia.	Tread Width	Capacity Each (Pounds)		Bearing	Wheel Model Number			Bearing Bore	Bore Less Bearing	Hub Length	Bore
4"	2"	400	Delrin	5.00004.4B1	3/4"	1 3/16"	2 3/16"	1/2"	2 7/16"	TG1: 57852.12	1
			PPBB	5.00004.4B5	1/2"	1 3/16"	2 1/2"	—	—	TG1: 57852.12	1
			Roller	5.00004.4B9	3/4"	1 3/16"	2 3/16"	1/2"	2 7/16"	TG1: 57852.12	1
			Less Bearing	5.00004.4B6	—	1 3/16"	2 3/16"	—	—	TG1: 57852.12	1
5"	2"	450	Delrin	5.00005.4B1	3/4"	1 3/16"	2 3/16"	1/2"	2 7/16"	TG1: 52007.94	1 1/4"
			PPBB	5.00005.4B5	1/2"	1 3/16"	2 1/2"	—	—	TG1: 52007.94	1 1/4"
			Roller	5.00005.4B9	3/4"	1 3/16"	2 3/16"	1/2"	2 7/16"	TG1: 52007.94	1 1/4"
			Less Bearing	5.00005.4B6	—	1 3/16"	2 3/16"	—	—	TG1: 52007.94	1 1/4"
6"	2"	500	Delrin	5.00006.4B1	3/4"	1 3/16"	2 3/16"	1/2"	2 7/16"	TG1: 57852.45	1 3/8"
			PPBB	5.00006.4B5	1/2"	1 3/16"	2 1/2"	—	—	TG1: 57852.45	1 3/8"
			Roller	5.00006.4B9	3/4"	1 3/16"	2 3/16"	1/2"	2 7/16"	TG1: 57852.45	1 3/8"
			Less Bearing	5.00006.4B6	—	1 3/16"	2 3/16"	—	—	TG1: 57852.45	1 3/8"
Round Tread Models											
6"	2"	400	Delrin	5.00006.5B1	3/4"	1 3/16"	2 3/16"	1/2"	2 7/16"	TG1: 57852.45	1 3/8"
			PPBB	5.00006.5B5	1/2"	1 3/16"	2 1/2"	—	—	TG1: 57852.45	1 3/8"
			Roller	5.00006.5B9	3/4"	1 3/16"	2 3/16"	1/2"	2 7/16"	TG1: 57852.45	1 3/8"
			Less Bearing	5.00006.5B6	—	1 3/16"	2 3/16"	—	—	TG1: 57852.45	1 3/8"

## Trans-forma® Wheels

**Flat or Round Grey Tread**  
**Capacity up to 600 lbs**  
**5 Series**



### Wheel Options

- Pedestal Precision Ball Bearing (PPBB) also available in stainless steel (consult factory).

This quiet rolling, non-marking marvel rejects floor debris while providing a shock absorbing, cushion ride that helps protect your valuable cargo. It's the perfect lower cost replacement for more expensive TPE and TPR wheels. The Trans-forma wheel is manufactured using co-injection molding on our state of the art equipment that chemically bonds the TPE material to a sturdy polyolefin core. The multi-purpose design is well suited for a variety of applications including (but not limited to): laundry carts, medical equipment, electronic equipment, material handling carts and nursery carts.

**Temperature range:** -45 °F to +180 °F

**Hardness:** 65(±5) Durometer Shore A scale.

### Colson Trans-forma® • 5 Series • Capacity up to 600 lbs each

Flat Tread Models			Wheel	Spanner Bushing		Thread Guard TG1: Metal	Weight (Pounds)				
Wheel Dia.	Tread Width	Capacity Each (Pounds)		Bearing	Wheel Model Number			Bearing Bore	Bore Less Bearing	Hub Length	Bore
4"	2"	400	Delrin	5.00004.4E1	3/4"	1 3/16"	2 3/16"	1/2"	2 7/16"	TG1: 57852.12	1
			PPBB	5.00004.4E5	1/2"	1 3/16"	2 1/2"	—	—	TG1: 57852.12	1
			Roller	5.00004.4E9	3/4"	1 3/16"	2 3/16"	1/2"	2 7/16"	TG1: 57852.12	1
			Less Bearing	5.00004.4E6	—	1 3/16"	2 3/16"	—	—	TG1: 57852.12	1
5"	2"	500	Delrin	5.00005.4E1	3/4"	1 3/16"	2 3/16"	1/2"	2 7/16"	TG1: 52007.94	1 1/4"
			PPBB	5.00005.4E5	1/2"	1 3/16"	2 1/2"	—	—	TG1: 52007.94	1 1/4"
			Roller	5.00005.4E9	3/4"	1 3/16"	2 3/16"	1/2"	2 7/16"	TG1: 52007.94	1 1/4"
			Less Bearing	5.00005.4E6	—	1 3/16"	2 3/16"	—	—	TG1: 52007.94	1 1/4"
6"	2"	600	Delrin	5.00006.4E1	3/4"	1 3/16"	2 3/16"	1/2"	2 7/16"	TG1: 57852.45	1 3/8"
			PPBB	5.00006.4E5	1/2"	1 3/16"	2 1/2"	—	—	TG1: 57852.45	1 3/8"
			Roller	5.00006.4E9	3/4"	1 3/16"	2 3/16"	1/2"	2 7/16"	TG1: 57852.45	1 3/8"
			Less Bearing	5.00006.4E6	—	1 3/16"	2 3/16"	—	—	TG1: 57852.45	1 3/8"
Round Tread Models											
6"	2"	450	Delrin	5.00006.5E1	3/4"	1 3/16"	2 3/16"	1/2"	2 7/16"	TG1: 57852.45	1 3/8"
			PPBB	5.00006.5E5	1/2"	1 3/16"	2 1/2"	—	—	TG1: 57852.45	1 3/8"
			Roller	5.00006.5E9	3/4"	1 3/16"	2 3/16"	1/2"	2 7/16"	TG1: 57852.45	1 3/8"
			Less Bearing	5.00006.5E6	—	1 3/16"	2 3/16"	—	—	TG1: 57852.45	1 3/8"

Wheel Selection

## Trans-forma® HD Wheels

**Flat or Round Grey Tread**  
**Capacity up to 900 lbs**  
**5 Series**



If you are looking for a lower-cost replacement for polyurethane... look no further. This engineering miracle is non-marking and offers good ergonomic performance. Plus, it does not break down in water/steam, and it does not squeak like polyurethane wheels. Since it is made in the USA, like our other Trans-forma wheels, the lead times are much better than competitive wheels. The multi-purpose design is well suited for a variety of applications including (but not limited to): food processing, poultry processing, dairy carts, laundry carts, and in plant mobility equipment.

**Temperature range:** -45 °F to +180 °F

**Hardness:** 40(±5) Durometer Shore D scale.

### Wheel Options

- Pedestal Precision Ball Bearing (PPBB) also available in stainless steel (consult factory).

### Colson Trans-forma® HD Wheels • 5 Series • Capacity up to 900 lbs each

Flat Tread Models			Wheel Model Number	Wheel			Spanner Bushing		Thread Guard TG1: Metal	Weight (Pounds)	
Wheel Dia.	Tread Width	Capacity Each (Pounds)		Bearing Bore	Bore Less Bearing	Hub Length	Bore	Length			
4"	2"	600	Delrin	5.00004.4F1	3/4"	1 3/16"	2 3/16"	1/2"	2 7/16"	TG1: 57852.12	1
			PPBB	5.00004.4F5	1/2"	1 3/16"	2 1/2"	---	---	TG1: 57852.12	1
			Roller	5.00004.4F9	3/4"	1 3/16"	2 3/16"	1/2"	2 7/16"	TG1: 57852.12	1
			Less Bearing	5.00004.4F6	---	1 3/16"	2 3/16"	---	---	TG1: 57852.12	1
5"	2"	750	Delrin	5.00005.4F1	3/4"	1 3/16"	2 3/16"	1/2"	2 7/16"	TG1: 52007.94	1 1/4"
			PPBB	5.00005.4F5	1/2"	1 3/16"	2 1/2"	---	---	TG1: 52007.94	1 1/4"
			Roller	5.00005.4F9	3/4"	1 3/16"	2 3/16"	1/2"	2 7/16"	TG1: 52007.94	1 1/4"
			Less Bearing	5.00005.4F6	---	1 3/16"	2 3/16"	---	---	TG1: 52007.94	1 1/4"
6"	2"	900	Delrin	5.00006.4F1	3/4"	1 3/16"	2 3/16"	1/2"	2 7/16"	TG1: 57852.45	1 3/8"
			PPBB	5.00006.4F5	1/2"	1 3/16"	2 1/2"	---	---	TG1: 57852.45	1 3/8"
			Roller	5.00006.4F9	3/4"	1 3/16"	2 3/16"	1/2"	2 7/16"	TG1: 57852.45	1 3/8"
			Less Bearing	5.00006.4F6	---	1 3/16"	2 3/16"	---	---	TG1: 57852.45	1 3/8"
Round Tread Models			Wheel Model Number	Wheel			Spanner Bushing		Thread Guard TG1: Metal	Weight (Pounds)	
Wheel Dia.	Tread Width	Capacity Each (Pounds)		Bearing Bore	Bore Less Bearing	Hub Length	Bore	Length			
6"	2"	650	Delrin	5.00006.5F1	3/4"	1 3/16"	2 3/16"	1/2"	2 7/16"	TG1: 57852.45	1 3/8"
			PPBB	5.00006.5F5	1/2"	1 3/16"	2 1/2"	---	---	TG1: 57852.45	1 3/8"
			Roller	5.00006.5F9	3/4"	1 3/16"	2 3/16"	1/2"	2 7/16"	TG1: 57852.45	1 3/8"
			Less Bearing	5.00006.5F6	---	1 3/16"	2 3/16"	---	---	TG1: 57852.45	1 3/8"

## Cushion & Hard Rubber Wheels

**Capacity up to 100 lbs each**  
**1 Series**



Conventional-style rubber wheels. Provides good floor protection and quiet operation.

**Temperature range:** -20°F to +160°F.

**Hardness:** Soft Tread 70 (±5) Durometer Shore A Scale, Hard Tread 75 (±5) Durometer Shore D Scale

### Colson Cushion & Hard Rubber Wheels • 1 Series • Capacity up to 100 lbs each

Wheel Dia.	Tread Width	Capacity Each (Pounds)	Bearing	Wheel Model Number	Wheel			Spanner Bushing		Thread Guard TG1: Metal TG2: Plastic	Weight (Pounds)
					Bearing Bore	Bore Less Bearing	Hub Length	Bore	Length		
2"	7/8"	75	Ball	Soft Tread 1.00002.45	5/16"	---	13/32"	---	---	---	1/8
		100	Ball	Hard Tread 1.00002.55	5/16"	---	13/32"	---	---	---	3/16

## Rubber HI-TECH Wheels

**Capacity up to 150 lbs each**  
**2 Series**



Thermoplastic cushion rubber tread bonded to rugged polyolefin core.

**Temperature range:** -45°F to +120°F.

**Hardness:** 65(±5) Durometer Shore A scale.

### Colson Rubber HI-TECH Wheels • 2 Series • Capacity up to 150 lbs each

Wheel Dia.	Tread Width	Capacity Each (Pounds)	Bearing	Wheel Model Number	Wheel			Spanner Bushing		Thread Guard TG1: Metal TG2: Plastic	Weight (Pounds)
					Bearing Bore	Bore Less Bearing	Hub Length	Bore	Length		
3"	1 1/4"	150	Plain	2.00003.42	---	1/2"	17/16"	3/8"	1 1/2"	---	3/8

## Moldon Rubber Cast Iron Wheels

Capacity up to 1140 lbs each  
5-7 Series



Moldon rubber is bonded to a cast iron core. These wheels are quiet in operation and absorb shock and vibration. They help prolong equipment life and protect cargo.

**Temperature Range:** -45°F to +160°F.

**Hardness:** 70(±5) Durometer Shore A scale.

**Zerk Fitting:** Zerk grease fitting in hub is standard on 7 Series.

**Finish:** Black painted cast iron wheel core.

### Colson Moldon Rubber Cast Iron Wheels • 5-7 Series • Capacity up to 1140 lbs each

Wheel Dia.	Tread Width	Capacity Each (Pounds)	Bearing	Wheel Model Number	Wheel			Spanner Bushing		Thread Guard TG1: Metal TG2: Plastic	Weight (Pounds)
					Bearing Bore	Bore Less Bearing	Hub Length	Bore	Length		
4"	2"	400	Delrin	5.00004.641.7	3/4"	1 3/16"	2 3/16"	1/2"	2 7/16"	–	4 3/8
			Roller	5.00004.649.7	3/4"	1 3/16"	2 3/16"	1/2"	2 7/16"	–	4 3/8
5"	2"	400	Delrin	5.00005.641.7	3/4"	1 3/16"	2 3/16"	1/2"	2 7/16"	–	5
			Roller	5.00005.649.7	3/4"	1 3/16"	2 3/16"	1/2"	2 7/16"	–	5
6"	2"	450	Delrin	5.00006.641.7	3/4"	1 3/16"	2 3/16"	1/2"	2 7/16"	–	5 5/8
			Roller	5.00006.649.7	3/4"	1 3/16"	2 3/16"	1/2"	2 7/16"	–	5 5/8
	2 1/2"	540	Roller	6.00006.669.7	3/4"	1 3/16"	2 3/4"	1/2"	3"	–	10
			Delrin	7.00006.671.7	1"	1 15/16"	3 1/4"	3/4"	3 1/2"	–	10 1/2
3"	680	Roller	7.00006.679.7	1"	1 15/16"	3 1/4"	3/4"	3 1/2"	–	10 1/2	
		Delrin	7.00006.671.7	1"	1 15/16"	3 1/4"	3/4"	3 1/2"	–	10 1/2	
8"	2"	500	Delrin	5.00008.641.7	3/4"	1 3/16"	2 3/16"	1/2"	2 7/16"	–	9 1/4
			Roller	5.00008.649.7	3/4"	1 3/16"	2 3/16"	1/2"	2 7/16"	–	9 1/4
	2 1/2"	670	Roller	6.00008.669.7	3/4"	1 3/16"	2 3/4"	1/2"	3"	–	11
			Delrin	7.00008.671.7	1"	1 15/16"	3 1/4"	3/4"	3 1/2"	–	11 1/2
3"	840	Roller	7.00008.679.7	1"	1 15/16"	3 1/4"	3/4"	3 1/2"	–	11 1/2	
		Delrin	7.00008.671.7	1"	1 15/16"	3 1/4"	3/4"	3 1/2"	–	11 1/2	
10"	2 1/2"	790	Roller	6.00010.669.7	3/4"	1 3/16"	2 3/4"	1/2"	3"	–	12 3/4
			Delrin	7.00010.671.7	1"	1 15/16"	3 1/4"	3/4"	3 1/2"	–	13
	3"	1000	Roller	7.00010.679.7	1"	1 15/16"	3 1/4"	3/4"	3 1/2"	–	13
Delrin			7.00010.671.7	1"	1 15/16"	3 1/4"	3/4"	3 1/2"	–	13	
12"	3"	1140	Delrin	7.00012.671.7	1"	1 15/16"	3 1/4"	3/4"	3 1/2"	–	16
			Roller	7.00012.679.7	1"	1 15/16"	3 1/4"	3/4"	3 1/2"	–	16

### Wheel Options

- Delrin Bearing Less Bushing: Specify **"WB01B"**.
- 1-Piece Delrin Bearing with Bushing (2" tread width): Specify **"WB11"**.
- 1-Piece Delrin Bearing less Bushing (2" tread width): Specify **"WB11B"**.
- Metal cage roller bearing: Specify **"WB29"**.
- Torrington style with Hytrel retainer (2" tread width): Specify **"WB19"**.
- Roller Bearing less Bushing: Specify **"WB09B"**.
- Roller bearing metal thrust & retainer washers: Specify **"WSR1"**.
- Roller bearing sintered iron step washers: Specify **"WSR2"**.
- Roller bearing sealed metal retainer washer: Specify **"WSR3"**.
- Pedestal Precision Ball Bearing (PPBB): Available on 2" tread width wheels. To order change ninth digit in model number to **"5"** (Example: 5.00006.645.7). Also available in stainless steel, consult factory.

## Moldon Nylon Aluminum Core Wheels

Capacity up to 1500 lbs each  
5 Series



Brown nylon tread is molded in, around and through slots in an aluminum wheel core. This mechanical tread lock system helps prevent tread bond failures under harsh operating conditions found in meat packing and food processing industries. A nylon wheel is recommended for applications requiring a high resistance to water, oils, gasoline, grease and certain salt solutions. Nylon is also resistant to paints and lacquers, cosmetic preparations, detergents, aerosol preparations and animal and vegetable fats. Note: Nylon tread wheels bonded to a thermoplastic wheel core are available, consult factory



Wheel Core Cut-a-Way

**Temperature range:** -45°F to +180°F (If metal retainer washer used, temperature range is -45° to +250° F).

**Hardness:** 70(±5) Durometer Shore D scale.

### Colson Moldon Nylon Aluminum Core Wheels • 5 Series • Capacity up to 1500 lbs each

Wheel Dia.	Tread Width	Capacity Each (Pounds)	Bearing	Wheel Model Number	Wheel			Spanner Bushing		Thread Guard TG1: Metal	Weight (Pounds)
					Bearing Bore	Bore Less Bearing	Hub Length	Bore	Length		
5"	2"	1000	Delrin	5.00005.931.3	3/4"	1 3/16"	2 3/16"	1/2"	2 7/16"	TG1: 57852.11	2
			Roller	5.00005.939.3	3/4"	1 3/16"	2 3/16"	1/2"	2 7/16"	TG1: 57852.11	2
6"	2"	1200	Delrin	5.00006.931.3	3/4"	1 3/16"	2 3/16"	1/2"	2 7/16"	TG1: 52001.86	2 2/3
			Roller	5.00006.939.3	3/4"	1 3/16"	2 3/16"	1/2"	2 7/16"	TG1: 52001.86	2 2/3
8"	2"	1500	Delrin	5.00008.931.3	3/4"	1 3/16"	2 3/16"	1/2"	2 7/16"	TG1: 57852.04	3 2/3
			Roller	5.00008.939.3	3/4"	1 3/16"	2 3/16"	1/2"	2 7/16"	TG1: 57852.04	3 2/3

### Wheel Options

- Delrin Bearing Less Bushing: Specify **"WB01B"**.
- 1-Piece Delrin Bearing with Bushing (2" tread width): Specify **"WB11"**.
- 1-Piece Delrin Bearing less Bushing (2" tread width): Specify **"WB11B"**.
- Metal cage roller bearing: Specify **"WB29"**.
- Torrington style with Hytrel retainer (2" tread width): Specify **"WB19"**.
- Roller Bearing less Bushing: Specify **"WB09B"**.
- Roller bearing metal thrust & retainer washers: Specify **"WSR1"**.
- Roller bearing sintered iron step washers: Specify **"WSR2"**.
- Roller bearing sealed metal retainer washer: Specify **"WSR3"**.
- Pedestal Precision Ball Bearing (PPBB): To order change ninth digit in model number to **"5"** (Example: 5.00006.935.3). Also available in stainless steel, consult factory.

## Triumph™ Wheels

**Crown and Round Tread**  
**Capacity up to 1200 lbs each**  
**5 Series**

Triumph wheels are a new generation of ergonomically friendly wheels available only from Colson. The wheels include precision ball bearings for maximum rolling ease. Triumph polyurethane tread is chemically and mechanically bonded to aluminum core. Wheels come in various colors and durometers. You can choose crown or round tread designs. These wheels are specially designed for tow-line application. Wheels do not skid or mark the floor.

**Temperature Range:** -40°F to +180°F.

### Crown Tread



Wheel Dia.	Tread Width	Capacity Each (Pounds)	Bearing	Wheel Model Number	Top Hat Spanner Bushing		Weight (Pounds)
					Bore	Length	
<b>Red Polyurethane • Durometer 75 Shore A</b>							
8"	2"	1200	Prec. Ball	5.00008.93TS	1/2"	2 7/16"	4 3/8
<b>Brown Polyurethane • Durometer 90 Shore A</b>							
8"	2"	1200	Prec. Ball	5.00008.93TF	1/2"	2 7/16"	4 3/8

### Round Tread



Wheel Dia.	Tread Width	Capacity Each (Pounds)	Bearing	Wheel Model Number	Top Hat Spanner Bushing		Weight (Pounds)
					Bore	Length	
<b>Red Polyurethane • Durometer 80 Shore A</b>							
6"	2"	900	Prec. Ball	5.00006.96TS	1/2"	2 7/16"	3
8"	2"	1200	Prec. Ball	5.00006.96TS	1/2"	2 7/16"	4 3/8
<b>Blue Polyurethane • Durometer 95 Shore A</b>							
6"	2"	900	Prec. Ball	5.00008.96TF	1/2"	2 7/16"	3
8"	2"	1200	Prec. Ball	5.00008.96TF	1/2"	2 7/16"	4 3/8

## Moldon Polyurethane HI-TECH Wheels

Capacity up to 300 lbs each  
1-2 Series



Polyurethane tread is bonded to a polyolefin core. Tread is molded in, around and through a ribbed extension of the core to prevent debonding. Standard colors are maroon tread on grey core. A very attractive, all purpose wheel. Resistant to most chemicals, solvents, water and acids.

**Temperature range:** -45°F to +180°F.

**Hardness:** 55(±5) Durometer Shore D scale.



Wheel Core

### Colson Moldon Polyurethane HI-TECH Wheels • 1-2 Series • Capacity up to 300 lbs each

Wheel Dia.	Tread Width	Capacity Each (Pounds)	Bearing	Wheel Model Number	Wheel			Spanner Bushing		Thread Guard TG1: Metal	Weight (Pounds)
					Bearing Bore	Bore Less Bearing	Hub Length	Bore	Length		
2 1/2"	1 1/4"	250	Delrin	2.00002.91	1/2"	29/32"	17/16"	3/8"	1 1/2"	TG1: 57852	1/4
			Ball	2.00002.95	3/8"	-	1 1/2"	-	-		1/4
3"	7/8"	100	Delrin	1.00003.91	7/16"	5/8"	1 1/32"	5/16"	17/64"	TG1: 57852.03	1/3
	1 1/4"	200	Plain	2.00003.92	-	1 1/2"	17/16"	3/8"	1 1/2"	-	3/8
3 1/2"	1 1/4"	250	Delrin	2.00003.91	1/2"	29/32"	17/16"	3/8"	1 1/2"	TG1: 57854.01	3/8
			Ball	2.00003.95	3/8"	-	1 1/2"	-	-		3/8
4"	7/8"	125	Delrin	1.00004.91	7/16"	5/8"	1 1/32"	5/16"	17/64"	-	1/2
			Delrin	2.00004.91	1/2"	29/32"	17/16"	3/8"	1 1/2"	TG1: 57854.01	1/2
	Ball	2.00004.95	3/8"	-	1 1/2"	-	-	1/2			
5"	7/8"	140	Delrin	1.00005.91	7/16"	5/8"	1 1/32"	5/16"	17/64"	-	1/2
			Delrin	2.00005.91	1/2"	29/32"	17/16"	3/8"	1 1/2"	TG1: 57866.03	3/4
	Ball	2.00005.95	3/8"	-	1 1/2"	-	-	TG2: 57852.43	3/4		

### Wheel Options

- Delrin Bearing Less Bushing: Specify **"WB01B"**.
- Thread Guards: Specify **"TG1"** (metal), **"TG2"** (plastic).
- Custom colors to match your equipment (consult factory).

COLSON

# Moldon Polyurethane HI-TECH Wheels

**Capacity up to 1700 lbs each**  
**3-7 Series**



Industrial strength polyurethane tread is bonded to a "ribbed" polyolefin core. This design adds strength for loads subjected to shock and hard impacts. Tread is molded in, around and through a ribbed extension of the core to prevent debonding. Standard colors are maroon tread on grey core. **Not recommended for conditions of continuous operation such as tow-line, etc.**



Wheel Core

**Temperature Range:** -45°F to +180°F.

**Hardness:** 55(±5) Durometer Shore D scale.

## Colson Moldon Polyurethane HI-TECH Wheels • 3-7 Series • Capacity up to 1700 lbs each

Wheel Dia.	Tread Width	Capacity Each (Pounds)	Bearing	Wheel Model Number	Wheel			Spanner Bushing		Thread Guard TG1: Metal	Weight (Pounds)
					Bearing Bore	Bore Less Bearing	Hub Length	Bore	Length		
3"	1 1/2"	300	Delrin	3.00003.901	3/4"	1 3/16"	1 5/8"	3/8"	1 7/8"	-	3/4
			Roller	3.00003.909	3/4"	1 3/16"	1 5/8"	3/8"	1 7/8"	-	1
			Delrin	4.00003.911	3/4"	1 3/16"	1 5/8"	1/2"	2 7/16"	-	3/4
			Roller	4.00003.919	3/4"	1 3/16"	1 5/8"	1/2"	2 7/16"	-	1
4"	1 1/2"	400	Delrin	3.00004.901	3/4"	1 3/16"	1 5/8"	3/8"	1 7/8"	-	1
			Roller	3.00004.909	3/4"	1 3/16"	1 5/8"	3/8"	1 7/8"	-	1 1/4
			Delrin	4.00004.911	3/4"	1 3/16"	1 5/8"	1/2"	2 7/16"	TG1: 57852.23	1
			Roller	4.00004.919	3/4"	1 3/16"	1 5/8"	1/2"	2 7/16"	TG1: 57852.23	1 1/4
	2"	600	Delrin	5.00004.921	3/4"	1 3/16"	2 3/16"	1/2"	2 7/16"	TG1: 57852.23	1 1/4
			Roller	5.00004.929	3/4"	1 3/16"	2 3/16"	1/2"	2 7/16"	TG1: 57852.23	1 1/2
5"	1 1/2"	500	Delrin	3.00005.901	3/4"	1 3/16"	1 5/8"	3/8"	1 7/8"	TG1: 57852.10	1 1/4
			Roller	3.00005.909	3/4"	1 3/16"	1 5/8"	3/8"	1 7/8"	TG1: 57852.10	1 1/2
			Delrin	4.00005.911	3/4"	1 3/16"	1 5/8"	1/2"	2 7/16"	TG1: 57852.11	1 1/4
			Roller	4.00005.919	3/4"	1 3/16"	1 5/8"	1/2"	2 7/16"	TG1: 57852.11	1 1/2
	2"	750	Delrin	5.00005.921	3/4"	1 3/16"	2 3/16"	1/2"	2 7/16"	TG1: 57852.11	1 1/4
			Roller	5.00005.929	3/4"	1 3/16"	2 3/16"	1/2"	2 7/16"	TG1: 57852.11	1 1/2
6"	1 1/2"	600	Delrin	3.00006.901	3/4"	1 3/16"	1 5/8"	3/8"	1 7/8"	TG1: 57852.08	1 1/2
			Roller	3.00006.909	3/4"	1 3/16"	1 5/8"	3/8"	1 7/8"	TG1: 57852.08	1 3/4
			Delrin	4.00006.911	3/4"	1 3/16"	1 5/8"	1/2"	2 7/16"	TG1: 52001.86	1 1/2
			Roller	4.00006.919	3/4"	1 3/16"	1 5/8"	1/2"	2 7/16"	TG1: 52001.86	1 3/4
	2"	900	Delrin	5.00006.921	3/4"	1 3/16"	2 3/16"	1/2"	2 7/16"	TG1: 52001.86	1 5/8
			Roller	5.00006.929	3/4"	1 3/16"	2 3/16"	1/2"	2 7/16"	TG1: 52001.86	1 7/8
8"	1 1/2"	800	Delrin	4.00008.911	3/4"	1 3/16"	1 5/8"	1/2"	2 7/16"	TG1: 57852.05	2 1/4
			Roller	4.00008.919	3/4"	1 3/16"	1 5/8"	1/2"	2 7/16"	TG1: 57852.05	2 1/2
	2"	1000	Delrin	5.00008.921	3/4"	1 3/16"	2 3/16"	1/2"	2 7/16"	TG1: 57852.04	2 1/2
			Roller	5.00008.929	3/4"	1 3/16"	2 3/16"	1/2"	2 7/16"	TG1: 57852.04	2 3/4
10"	2 1/2"	1200	Delrin	7.00010.951	1"	1 15/16"	3 1/4"	3/4"	3 1/2"	-	6
			Roller	7.00010.959	1"	1 15/16"	3 1/4"	3/4"	3 1/2"	-	6 1/4
12"	3"	1700	Delrin	7.00012.981	1"	1 15/16"	3 1/4"	3/4"	3 1/2"	-	7
			Roller	7.00012.989	1"	1 15/16"	3 1/4"	3/4"	3 1/2"	-	7 1/2

### Wheel Options

- Delrin Bearing Less Bushing: Specify **"WB01B"**.
- 1-Piece Delrin Bearing with Bushing (2" tread width): Specify **"WB11"**.
- 1-Piece Delrin Bearing less Bushing (2" tread width): Specify **"WB11B"**.
- Metal cage roller bearing: Specify **"WB29"**.
- Torrington style with Hytrel retainer (2" tread width): Specify **"WB19"**.
- Roller Bearing less Bushing: Specify **"WB09B"**.
- Roller bearing metal thrust & retainer washers: Specify **"WSR1"**.
- Roller bearing sintered iron step washers: Specify **"WSR2"**.
- Roller bearing sealed metal retainer washer: Specify **"WSR3"**.
- Thread Guards: Specify **"TG1"** (metal).
- Custom colors to match your equipment (consult factory).
- Pedestal Precision Ball Bearing (PPBB): Available on 1 1/2" and 2" tread width models. To order change ninth digit in model number to **"5"** (Example: 5.00006.925). Also available in stainless steel, consult factory.

Wheel Selection

## Moldon Polyurethane Aluminum Core Wheels

Capacity up to 1500 lbs each  
5 Series



A light-weight, ultra-durable wheel, it has a very high strength-to-weight ratio and is capable of long service under heavy loads. Maroon color polyurethane is permanently bonded to aluminum core.

**Temperature range:** -45°F to +180°F.

**Hardness:** 95(±5) Durometer Shore A scale.

**Finish:** Aluminum.

**Zerk Fitting:** Zerk grease fitting in hub is standard on 7 and 8 Series wheels.

### Colson Moldon Polyurethane Aluminum Core Wheels • 5 Series • Capacity up to 1500 lbs each

Wheel Dia.	Tread Width	Capacity Each (Pounds)	Bearing	Wheel Model Number	Wheel			Spanner Bushing		Thread Guard TG1: Metal	Weight (Pounds)
					Bearing Bore	Bore Less Bearing	Hub Length	Bore	Length		
4"	2"	700	Delrin	5.00004.931	3/4"	13/16"	23/16"	1/2"	27/16"	–	23/8
			Roller	5.00004.939	3/4"	13/16"	23/16"	1/2"	27/16"	–	23/8
5"	2"	1000	Delrin	5.00005.931	3/4"	13/16"	23/16"	1/2"	27/16"	TG1: 57866.01	23/8
			Roller	5.00005.939	3/4"	13/16"	23/16"	1/2"	27/16"		23/8
6"	2"	1200	Delrin	5.00006.931	3/4"	13/16"	23/16"	1/2"	27/16"	TG1: 52001.86	25/8
			Roller	5.00006.939	3/4"	13/16"	23/16"	1/2"	27/16"		25/8
8"	2"	1500	Delrin	5.00008.931	3/4"	13/16"	23/16"	1/2"	27/16"	TG1: 57852.20	41/4
			Roller	5.00008.939	3/4"	13/16"	23/16"	1/2"	27/16"		41/4

### Wheel Options

- Delrin Bearing Less Bushing: Specify **"WB01B"**.
- 1-Piece Delrin Bearing with Bushing (2" tread width): Specify **"WB11"**.
- 1-Piece Delrin Bearing less Bushing (2" tread width): Specify **"WB11B"**.
- Metal cage roller bearing: Specify **"WB29"**.
- Torrington style with Hytrel retainer (2" tread width): Specify **"WB19"**.
- Roller Bearing less Bushing: Specify **"WB09B"**.
- Roller bearing metal thrust & retainer washers: Specify **"WSR1"**.
- Roller bearing sintered iron step washers: Specify **"WSR2"**.
- Roller bearing sealed metal retainer washer (except 8 Series): Specify **"WSR3"**.
- Thread Guards: Specify **"TG1"** (metal).
- Pedestal Precision Ball Bearing (PPBB): To order change ninth digit in model number to **"5"** (Example: 5.00006.935). Also available in stainless steel, consult factory.

## Moldon Polyurethane Cast Iron Core Wheels

Capacity up to 3500 lbs each  
5-7 Series



A strong, ultra-durable wheel, it has a very high strength-to-weight ratio and is capable of long service under heavy loads. Maroon color polyurethane is bonded to cast iron core.

**Temperature Range:** -45°F to +180°F.

**Hardness:** 95(±5) Durometer Shore A scale.

**Finish:** Silver paint (wheel core).

### Colson Moldon Polyurethane Cast Iron Core Wheels • 5-7 Series • Capacity up to 3500 lbs each

Wheel Dia.	Tread Width	Capacity Each (Pounds)	Bearing	Wheel Model Number	Wheel			Spanner Bushing		Thread Guard TG1: Metal TG2: Plastic	Weight (Pounds)
					Bearing Bore	Bore Less Bearing	Hub Length	Bore	Length		
4"	2"	700	Delrin	5.00004.941.7	3/4"	13/16"	23/16"	1/2"	27/16"	-	4 <sup>3</sup> / <sub>4</sub>
			Roller	5.00004.949.7	3/4"	13/16"	23/16"	1/2"	27/16"	-	4 <sup>3</sup> / <sub>4</sub>
5"	2"	1000	Delrin	5.00005.941.7	3/4"	13/16"	23/16"	1/2"	27/16"	-	5
			Roller	5.00005.949.7	3/4"	13/16"	23/16"	1/2"	27/16"	-	5
6"	2"	1200	Delrin	5.00006.941.7	3/4"	13/16"	23/16"	1/2"	27/16"	-	5 <sup>5</sup> / <sub>8</sub>
			Roller	5.00006.949.7	3/4"	13/16"	23/16"	1/2"	27/16"	-	5 <sup>5</sup> / <sub>8</sub>
	2 1/2"	1620	Roller	6.00006.969.7	3/4"	13/16"	23/4"	1/2"	3"	-	10
			Delrin	7.00006.971.7	1"	115/16"	3 1/4"	3/4"	3 1/2"	-	10 1/2
3"	2040	Roller	7.00006.979.7	1"	115/16"	3 1/4"	3/4"	3 1/2"	-	10 1/2	
		Delrin	7.00006.971.7	1"	115/16"	3 1/4"	3/4"	3 1/2"	-	10 1/2	
8"	2"	1500	Delrin	5.00008.941.7	3/4"	13/16"	23/16"	1/2"	27/16"	-	9 1/4
			Roller	5.00008.949.7	3/4"	13/16"	23/16"	1/2"	27/16"	-	9 1/4
	2 1/2"	1700	Roller	6.00008.969.7	3/4"	13/16"	23/4"	1/2"	3"	-	11
			Delrin	7.00008.971.7	1"	115/16"	3 1/4"	3/4"	3 1/2"	-	11 1/2
3"	2500	Roller	7.00008.979.7	1"	115/16"	3 1/4"	3/4"	3 1/2"	-	11 1/2	
		Delrin	7.00008.971.7	1"	115/16"	3 1/4"	3/4"	3 1/2"	-	11 1/2	
10"	3"	3000	Delrin	7.00010.971.7	1"	115/16"	3 1/4"	3/4"	3 1/2"	-	13
			Roller	7.00010.979.7	1"	115/16"	3 1/4"	3/4"	3 1/2"	-	13
12"	3"	3500	Delrin	7.00012.971.7	1"	115/16"	3 1/4"	3/4"	3 1/2"	-	16
			Roller	7.00012.979.7	1"	115/16"	3 1/4"	3/4"	3 1/2"	-	16

### Wheel Options

- Delrin Bearing Less Bushing: Specify **"WB01B"**.
- 1-Piece Delrin Bearing with Bushing (2" tread width): Specify **"WB11"**.
- 1-Piece Delrin Bearing less Bushing (2" tread width): Specify **"WB11B"**.
- Metal cage roller bearing: Specify **"WB29"**.
- Torrington style with Hytrel retainer (2" tread width): Specify **"WB19"**.
- Roller Bearing less Bushing: Specify **"WB09B"**.
- Roller bearing metal thrust & retainer washers: Specify **"WSR1"**.
- Roller bearing sintered iron step washers: Specify **"WSR2"**.
- Roller bearing sealed metal retainer washer: Specify **"WSR3"**.
- Pedestal Precision Ball Bearing (PPBB): Available on 2" tread width wheels. To order change ninth digit in model number to **"5"** (Example: 5.00006.945.7). Also available in stainless steel, consult factory.

## Endura Solid Elastomer Wheels

Capacity up to 1200 lbs each  
5 Series



When you need a wheel to roll easily under heavy loads, Colson offers the perfect solution. Endura wheels out-perform most conventional caster wheels on the market. The secret is Colson's solid "monoform" wheel construction. With this unique design, wheel tread and core are molded as a single unit. This eliminates wheel tread separation and bond failure.

Colson's exclusive solid elastomer compound delivers greater durability than conventional metal, rubber, plastic, polyurethane and phenolic wheels.

Colson's severe and comprehensive test procedures prove Endura wheels outlast competitive solid elastomer wheels by more than 50%! In fact, these new caster wheels handle maximum loads with minimum tread wear— even after extensive use.

Colson test results show that Endura wheels start rolling, keep rolling and swivel easier than our competitors.

Even in continuous operation, these wheels produce extremely low heat build-up making them perfect for tow-line applications (precision ball bearings required).

Not only are Endura wheels strong and easy rolling, but they resist most chemicals, oils, greases, petroleum products and solvents. In addition, Endura non-marking wheels offer excellent resistance to chipping, cracking and flat-spotting. Superior impact strength and abrasion resistance further enhance durability.

**Temperature range:** -45F° to +230°F.

**Hardness:** 63(±5) Shore D Scale.

### Colson Endura Solid Elastomer Wheels • 5 Series • Capacity up to 1200 lbs each

Wheel Dia.	Tread Width	Capacity Each (Pounds)	Bearing	Wheel Model Number	Wheel			Spanner Bushing		Thread Guard TG1: Metal	Weight (Pounds)
					Bearing Bore	Bore Less Bearing	Hub Length	Bore	Length		
4"	2"	1000	Delrin	5.00004.831.EN	3/4"	13/16"	23/16"	1/2"	27/16"	TG1: 57852.11	13/8
			Roller	5.00004.839.EN	3/4"	13/16"	23/16"	1/2"	27/16"		13/8
			Prec. Ball*	5.00004.8P5.EN	—	—	23/16"	1/2"	27/16"		13/8
5"	2"	1000	Delrin	5.00005.831.EN	3/4"	13/16"	23/16"	1/2"	27/16"	TG1: 52007.94	13/4
			Roller	5.00005.839.EN	3/4"	13/16"	23/16"	1/2"	27/16"		13/4
			Prec. Ball*	5.00005.8P5.EN	—	—	23/16"	1/2"	27/16"		13/4
6"	2"	1100	Delrin	5.00006.831.EN	3/4"	13/16"	23/16"	1/2"	27/16"	TG1: 57551.05	2
			Roller	5.00006.839.EN	3/4"	13/16"	23/16"	1/2"	27/16"		2
			Prec. Ball*	5.00006.8P5.EN	—	—	23/16"	1/2"	27/16"		2
8"	2"	1200	Delrin	5.00008.831.EN	3/4"	13/16"	23/16"	1/2"	27/16"	TG1: 57551.05	3 1/4
			Roller	5.00008.839.EN	3/4"	13/16"	23/16"	1/2"	27/16"		3 1/4
			Prec. Ball*	5.00008.8P5.EN	—	—	23/16"	1/2"	27/16"		3 1/4

\*Spanner bushing included. Part number is 56525.02.

### Wheel Options

- Delrin Bearing Less Bushing: Specify **"WB01B"**.
- 1-Piece Delrin Bearing with Bushing (2" tread width): Specify **"WB11"**.
- 1-Piece Delrin Bearing less Bushing (2" tread width): Specify **"WB11B"**.
- Metal cage roller bearing: Specify **"WB29"**.
- Torrington style with Hytrel retainer (2" tread width): Specify **"WB19"**.
- Roller Bearing less Bushing: Specify **"WB09B"**.
- Roller bearing metal thrust & retainer washers: Specify **"WSR1"**.
- Roller bearing sintered iron step washers: Specify **"WSR2"**.
- Roller bearing sealed metal retainer washer: Specify **"WSR3"**.
- Thread Guards: Specify **"TG1"** (metal).
- Pedestal Precision Ball Bearing (PPBB): To order change ninth digit in roller bearing model number to **"5"** (Example: 5.00006.835.EN). Also available in stainless steel, consult factory.

## Maxim Wheels

Capacity up to 1400 lbs each  
3-5 Series



Colson Maxim Wheels feature an exclusive, ultra-tough thermoplastic compound that resists hard impacts and drop-shocks. The wheel is impervious to most chemicals, solvents, salts, gases, alkalines and steam cleaning and does not absorb water. When compared to other hard tread wheels, Maxim wheels require less force to roll and swivel. It is ideal for many industrial and institutional applications and is NSF listed for the food service industry. The wheel is non-marking.

**Temperature range:** -45°F to +180°F (normal). To +350°F if you specify a bronze or roller bearing with mid-temp grease.

**Hardness:** 85(±5) Durometer Shore D scale.

### Colson Maxim Wheels • 3-5 Series • Capacity up to 1400 lbs each

Wheel Dia.	Tread Width	Capacity Each (Pounds)	Bearings*	Wheel Model Number	Wheel			Spanner Bushing		Thread Guard TG1: Metal	Weight (Pounds)	
					Bearing Bore	Bore Less Bearing	Hub Length	Bore	Length			
3 1/4"	2"	700	Delrin	5.00003.531	3/4"	13/16"	23/16"	1/2"	27/16"	-	5/8	
			Roller	5.00003.539	3/4"	13/16"	23/16"	1/2"	27/16"	-	5/8	
4"	1 1/2"	600	Delrin	3.00004.501	3/4"	13/16"	15/8"	3/8"	17/8"	-	7/8	
			Roller	3.00004.509	3/4"	13/16"	15/8"	3/8"	17/8"	-	7/8	
	1 1/2"	600	Delrin	4.00004.511	3/4"	13/16"	15/8"	1/2"	27/16"	-	7/8	
			Roller	4.00004.519	3/4"	13/16"	15/8"	1/2"	27/16"	-	7/8	
		2"	800	Delrin	5.00004.531	3/4"	13/16"	23/16"	1/2"	27/16"	-	1
				Roller	5.00004.539	3/4"	13/16"	23/16"	1/2"	27/16"	-	1
5"	2"	1000	Delrin	5.00005.531	3/4"	13/16"	23/16"	1/2"	27/16"	TG1: 57852.45	1 1/4	
			Roller	5.00005.539	3/4"	13/16"	23/16"	1/2"	27/16"	TG1: 57852.45	1 1/4	
6"	2"	1200	Delrin	5.00006.531	3/4"	13/16"	23/16"	1/2"	27/16"	TG1: 57852.46	1 1/2	
			Roller	5.00006.539	3/4"	13/16"	23/16"	1/2"	27/16"	TG1: 57852.46	1 1/2	
8"	2"	1400	Delrin	5.00008.531	3/4"	13/16"	23/16"	1/2"	27/16"	-	2	
			Roller	5.00008.539	3/4"	13/16"	23/16"	1/2"	27/16"	-	2	

### Wheel Options

- Delrin Bearing Less Bushing: Specify **"WB01B"**.
- 1-Piece Delrin Bearing with Bushing (2" tread width): Specify **"WB11"**.
- 1-Piece Delrin Bearing less Bushing (2" tread width): Specify **"WB11B"**.
- Torrington style with Hytel retainer (2" tread width): Specify **"WB19"**.
- Roller Bearing less Bushing: Specify **"WB09B"**.
- Roller bearing metal thrust & retainer washers: Specify **"WSR1"**.
- Roller bearing sealed metal retainer washer: Specify **"WSR3"**.
- Bronze Bearing: To order, change 9th digit in model number to **"4"** (Example: 5.00006.534).
- Pedestal Precision Ball Bearing (PPBB): To order change 9th digit in model number to **"5"** (Example: 5.00006.535). Also available in stainless steel, consult factory.

## Polyolefin Wheels

Capacity up to 300 lbs each  
1-2 Series



This hard tread polyolefin wheel is light weight, offers non-marking floor protection, and resists hard impacts. Very light in weight, yet the impact strength for this wheel is far superior to hard rubber wheels. It offers superior resistance to most oils, chemicals, grease, solvents and acids. Fit for light and medium duty applications. The standard color is black.

**Temperature range:** -45°F to +180°F.

**Hardness:** 70(±5) Durometer Shore D scale.

### Colson Polyolefin Wheels • 1-2 Series • Capacity up to 300 lbs each

Wheel Dia.	Tread Width	Capacity Each (Pounds)	Bearing	Wheel Model Number	Wheel			Spanner Bushing		Thread Guard TG1: Metal TG2: Plastic	Weight (Pounds)
					Bearing Bore	Bore Less Bearing	Hub Length	Bore	Length		
1 5/8"	7/8"	75	Delrin	1.00001.52	5/16"	1/2"	1 1/32"	-	-	-	1/16
2"	7/8"	100	Delrin	1.00002.52	5/16"	1/2"	1 1/32"	-	-	-	1/8
2 1/2"	1 1/4"	200	Delrin	2.00002.53	1/2"	29/32"	17/16"	3/8"	1 1/2"	TG1: 57852	1/4
			Ball	2.00002.55	3/8"	29/32"	1 1/2"	-	-		1/4
3"	7/8"	125	Delrin	1.00003.53	7/16"	5/8"	1 1/32"	5/16"	17/64"	TG1: 57852.03	1/3
	1 1/4"	200	Delrin	2.00003.52	1/2"	29/32"	17/16"	3/8"	1 1/2"	-	3/8
3 1/2"	1 1/4"	250	Delrin	2.00003.53	1/2"	29/32"	17/16"	3/8"	1 1/2"	TG1: 57854.01	3/8
			Ball	2.00003.55	3/8"	29/32"	1 1/2"	-	-		1/2
4"	7/8"	135	Delrin	1.00004.53	7/16"	5/8"	1 1/32"	5/16"	17/64"	-	1/2
	1 1/4"	275	Delrin	2.00004.53	1/2"	29/32"	17/16"	3/8"	1 1/2"	TG1: 57854.01	3/4
			Ball	2.00004.55	3/8"	29/32"	1 1/2"	-	-		1
5"	7/8"	145	Delrin	1.00005.53	7/16"	5/8"	1 1/32"	5/16"	17/64"	-	1/2
	1 1/4"	300	Delrin	2.00005.53	1/2"	29/32"	17/16"	3/8"	1 1/2"	TG1: 57866.03	1
			Ball	2.00005.55	3/8"	29/32"	1 1/2"	-	-	TG2: 57852.43	1

### Wheel Options

- Delrin Bearing Less Bushing: Specify "**WB01B**".
- Thread Guards: Specify "**TG1**" (metal), "**TG2**" (plastic).

## Polyolefin Wheels

Capacity up to 900 lbs each  
3-5 Series



Designed for hard impacts and heavy loads, this wheel is injection molded from an exclusive Colson polyolefin compound. The unique ribbed design adds strength. Very light in weight, yet the impact strength of this wheel is far superior to hard rubber wheels. It offers superior resistance to most oils, chemicals, grease, gasoline, cooking fats and acids. In addition, the wheel is stain resistant, non-marking and provides zero water absorption.

**Temperature range:** -45°F to +180°F.

**Hardness:** 70(±5) Durometer Shore D scale.

### Colson Polyolefin Wheels • 3-5 Series • Capacity up to 900 lbs each

Wheel Dia.	Tread Width	Capacity Each (Pounds)	Bearing	Wheel Model Number	Wheel			Spanner Bushing		Thread Guard TG1: Metal	Weight (Pounds)			
					Bearing Bore	Bore Less Bearing	Hub Length	Bore	Length					
3"	1 1/2"	300	Delrin	3.00003.801	3/4"	13/16"	15/8"	3/8"	17/8"	TG1: 52250.62	1/2			
			Plain	3.00003.802	-	3/4"	15/8"	3/8"	17/8"		1/2			
			Roller	3.00003.809	3/4"	13/16"	15/8"	3/8"	17/8"		1/2			
			Delrin	4.00003.811	3/4"	13/16"	15/8"	1/2"	27/16"	TG1: 57852.12	1/2			
			Plain	4.00003.812	-	3/4"	15/8"	1/2"	27/16"		1/2			
			Roller	4.00003.819	3/4"	13/16"	15/8"	1/2"	27/16"		1/2			
4"	1 1/2"	375	Delrin	3.00004.801	3/4"	13/16"	15/8"	3/8"	17/8"	TG1: 57852.06	3/4			
			Plain	3.00004.802	-	3/4"	15/8"	3/8"	17/8"		3/4			
			Roller	3.00004.809	3/4"	13/16"	15/8"	3/8"	17/8"		3/4			
			Delrin	4.00004.811	3/4"	13/16"	15/8"	1/2"	27/16"	TG1: 57852.07	3/4			
			Plain	4.00004.812	-	3/4"	15/8"	1/2"	27/16"		3/4			
			Roller	4.00004.819	3/4"	13/16"	15/8"	1/2"	27/16"		3/4			
	2"	500	Delrin	5.00004.831	3/4"	13/16"	23/16"	1/2"	27/16"	TG1: 57852.07	3/4			
			Plain	5.00004.832	-	3/4"	23/16"	1/2"	27/16"		3/4			
			Roller	5.00004.839	3/4"	13/16"	23/16"	1/2"	27/16"		3/4			
			5"	1 1/2"	450	Delrin	3.00005.801	3/4"	13/16"	15/8"	3/8"	17/8"	TG1: 57866	3/4
						Plain	3.00005.802	-	3/4"	15/8"	3/8"	17/8"		3/4
						Roller	3.00005.809	3/4"	13/16"	15/8"	3/8"	17/8"		3/4
Delrin	4.00005.811	3/4"				13/16"	15/8"	1/2"	27/16"	TG1: 57866.01	3/4			
Plain	4.00005.812	-				3/4"	15/8"	1/2"	27/16"		3/4			
Roller	4.00005.819	3/4"				13/16"	15/8"	1/2"	27/16"		3/4			
2"	650	Delrin		5.00005.831	3/4"	13/16"	23/16"	1/2"	27/16"	TG1: 57866.01	1			
		Plain		5.00005.832	-	3/4"	23/16"	1/2"	27/16"		1			
		Roller		5.00005.839	3/4"	13/16"	23/16"	1/2"	27/16"		1			
		6"		1 1/2"	500	Delrin	3.00006.801	3/4"	13/16"	15/8"	3/8"	17/8"	TG1: 52250.56	1
						Plain	3.00006.802	-	3/4"	15/8"	3/8"	17/8"		1
						Roller	3.00006.809	3/4"	13/16"	15/8"	3/8"	17/8"		1
Delrin	4.00006.811		3/4"			13/16"	15/8"	1/2"	27/16"	TG1: 57551.05	1			
Plain	4.00006.812		-			3/4"	15/8"	1/2"	27/16"		1			
Roller	4.00006.819		3/4"			13/16"	15/8"	1/2"	27/16"		1			
2"	700		Delrin	5.00006.831	3/4"	13/16"	23/16"	1/2"	27/16"	TG1: 57551.05	1 1/4			
			Plain	5.00006.832	-	3/4"	23/16"	1/2"	27/16"		1 1/4			
			Roller	5.00006.839	3/4"	13/16"	23/16"	1/2"	27/16"		1 1/4			
			8"	1 1/2"	600	Delrin	4.00008.811	3/4"	13/16"	15/8"	1/2"	27/16"	-	1
						Plain	4.00008.812	-	3/4"	15/8"	1/2"	27/16"		1
						Roller	4.00008.819	3/4"	13/16"	15/8"	1/2"	27/16"		1
2"	900	Delrin		5.00008.831	3/4"	13/16"	23/16"	1/2"	27/16"	TG1: 57852.20	1 1/2			
		Plain		5.00008.832	-	3/4"	23/16"	1/2"	27/16"		1 1/2			
		Roller		5.00008.839	3/4"	13/16"	23/16"	1/2"	27/16"		1 1/2			

### Wheel Options

- Delrin Bearing Less Bushing: Specify **"WB01B"**.
- 1-Piece Delrin Bearing with Bushing (2" tread width): Specify **"WB11"**.
- 1-Piece Delrin Bearing less Bushing (2" tread width): Specify **"WB11B"**.
- Metal cage roller bearing: Specify **"WB29"**.
- Torrington style with Hytrel retainer (2" tread width): Specify **"WB19"**.
- Roller Bearing less Bushing: Specify **"WB09B"**.
- Roller bearing metal thrust & retainer washers: Specify **"WSR1"**.
- Roller bearing sintered iron step washers: Specify **"WSR2"**.
- Roller bearing sealed metal retainer washer: Specify **"WSR3"**.
- Pedestal Precision Ball Bearing (PPBB): To order change 9th digit in model number to **"5"** (Example: 5.00006.835). Also available in stainless steel, consult factory.

Wheel Selection

## TPE HIGH-TEMP Wheels

Capacity up to 350 lbs each  
2 Series



TPE HI-TEMP wheels are perfect when you need an economical alternative for moderately high temperature environments. The wheels are crafted of grey thermoplastic elastomer tread chemically bonded to a white polyolefin core and feature a single insert molded stainless steel radial bearing. TPE HI-TEMP are ideal for medical applications and environments requiring wash down.

**Temperature Range:** -40°F to 180°F with intermittent temperature up to 300°F.  
**Hardness:** 65(±5) Durometer Shore A scale.

### Colson TPE HIGH-TEMP Wheels • 2 Series • Capacity up to 350 lbs each

Wheel Dia.	Tread Width	Capacity Each (Pounds)	Bearing	Wheel Model Number	Wheel			Spanner Bushing		Thread Guard TG1: Metal TG2: Plastic	Weight (Pounds)
					Bearing Bore	Bore Less Bearing	Hub Length	Bore	Length		
3"	1 1/4"	200	Precision Ball	2.00033.414 H	5/8"	-	3/4"	3/8"	1 1/2"	-	3/4
3 1/2"	1 1/4"	225	Precision Ball	2.00003.414 H	5/8"	-	3/4"	3/8"	1 1/2"	-	3/4
4"	1 1/4"	250	Precision Ball	2.00004.414 H	5/8"	-	3/4"	3/8"	1 1/2"	-	7/8
5"	1 1/4"	300	Precision Ball	2.00005.414 H	5/8"	-	3/4"	3/8"	1 1/2"	-	1
6"	1 1/4"	350	Precision Ball	2.00006.414 H	5/8"	-	3/4"	3/8"	1 1/2"	-	1 1/8

## ThermoTech® Wheels

Capacity up to 250 lbs each  
2 Series



Colson ThermoTech Wheels feature a rubber tread that can take the heat. They are quiet and non-marking for superior floor protection. The rubber tread is an advanced technology rubber compound bonded to an aluminum core.

**Temperature range:** -45°F to +525°F intermittent service, (+490° continuous service).

**Hardness:** 75(±5) Durometer Shore A scale.

### Colson ThermoTech® Wheels • 2 Series • Capacity up to 250 lbs each

Wheel Dia.	Tread Width	Capacity Each (Pounds)	Bearing	Wheel Model Number	Wheel			Spanner Bushing		Thread Guard TG1: Metal TG2: Plastic	Weight (Pounds)
					Bearing Bore	Bore Less Bearing	Hub Length	Bore	Length		
4"	1 1/4"	250	Teflon	2.00004.613 H	1/2"	N/A	15/16"	3/8"	1 1/2"	-	3/4
5"	1 1/4"	250	Teflon	2.00005.613 H	1/2"	N/A	15/16"	3/8"	1 1/2"	-	3/4
6"	1 1/4"	250	Teflon	2.00006.613 H	1/2"	N/A	15/16"	3/8"	1 1/2"	-	3/4

## Thermo Wheels

### Capacity up to 1100 lbs each 2-5 Series



Thermo wheels feature a standard operating temperature range from -70°F (continuous service) to +525°F (intermittent service, 475°F continuous service). These wheels are molded from an exclusive engineered resin compound that offers non-marking floor protection, near zero water absorption, high load capacities and long service life. A special manufacturing process enables the wheels to retain a consistent bearing bore even when exposed to elevated temperatures. Furthermore, Thermo wheels are 100% recyclable, and they are highly resistant to animal fats, vegetable oils and salt solutions. The life expectancy of Thermo wheels is three times longer than high-temp phenolic wheels, and they offer an equal load capacity. Unlike high-temp phenolic wheels, Colson Thermo wheels have no outer skin that can break and absorb water or other fluids.

**Temperature range:** -70°F to +525°F intermittent service, (+480° continuous service).

**Hardness:** 85(±5) Durometer Shore D scale.

### Colson Thermo Wheels • 2-5 Series • Capacity up to 1100 lbs each

Wheel Dia.	Tread Width	Capacity Each (Pounds)	Bearing	Wheel Model Number	Wheel			Spanner Bushing		Thread Guard TG1: Metal TG2: Plastic	Weight (Pounds)
					Bearing Bore	Bore Less Bearing	Hub Length	Bore	Length		
3"	1 1/2"	600	Plain	4.00003.812 HT	—	3/4"	13/4"	1/2"	27/16"	—	1/2
			Less Bearing	4.00003.816 HT	—	13/16"	15/8"	—	—	—	1/2
			Roller	4.00003.819 HT	3/4"	13/16"	15/8"	1/2"	27/16"	—	1/2
3 1/2"	1 1/4"	300	Plain	2.00003.52 HT	—	1/2"	17/16"	3/8"	1 1/2"	—	3/8
4"	1 1/4"	300	Plain	2.00004.52 HT	—	1/2"	17/16"	3/8"	1 1/2"	—	3/4
			Less Bearing	4.00004.816 HT	—	13/16"	15/8"	—	—	—	3/4
	1 1/2"	700	Plain	4.00004.812 HT	—	3/4"	13/4"	1/2"	27/16"	—	3/4
			Roller	4.00004.819 HT	3/4"	13/16"	15/8"	1/2"	27/16"	—	3/4
	2"	800	Plain	5.00004.832 HT	—	3/4"	23/8"	1/2"	27/16"	—	3/4
			Roller	5.00004.839 HT	3/4"	13/16"	23/16"	1/2"	27/16"	—	3/4
5"	1 1/4"	800	Plain	2.00005.52 HT	—	1/2"	17/16"	3/8"	1 1/2"	—	1
			Less Bearing	4.00005.816 HT	—	13/16"	15/8"	—	—	—	3/4
	1 1/2"	800	Plain	4.00005.812 HT	—	3/4"	13/4"	1/2"	27/16"	—	3/4
			Roller	4.00005.819 HT	3/4"	13/16"	15/8"	1/2"	27/16"	—	3/4
	2"	1000	Plain	5.00005.832 HT	—	3/4"	23/8"	1/2"	27/16"	—	1
			Roller	5.00005.839 HT	3/4"	13/16"	23/16"	1/2"	27/16"	—	1
6"	2"	1100	Plain	5.00006.832 HT	—	3/4"	23/8"	1/2"	27/16"	—	12/3
			Less Bearing	5.00006.836 HT	—	13/16"	23/16"	—	—	—	12/3
			Roller	5.00006.839 HT	3/4"	13/16"	23/16"	1/2"	27/16"	—	12/3

### Wheel Options

- Bronze bearing: To order, change 9th digit in model number to "4" (Example: 5.00005.834 HT).

## Phenolic Wheels

Capacity up to 800 lbs each  
2-4 Series



Phenolic resin wheels filled with macerated fabric, this wheel is quieter than steel or aluminum and provides superior floor protection. It is resistant to hard impacts, most chemicals and steam. The standard color is black.

**Temperature range:** -45°F to +180°F. If metal washers specified: -45°F to +250°F (Roller and Ball bearings only).

**Hardness:** 90 (±5) Shore D Scale.

### Colson Phenolic Wheels • 2-4 Series • Capacity up to 800 lbs each

Wheel Dia.	Tread Width	Capacity Each (Pounds)	Bearing	Wheel Model Number	Wheel			Spanner Bushing		Thread Guard TG1: Metal	Weight (Pounds)
					Bearing Bore	Bore Less Bearing	Hub Length	Bore	Length		
2 1/2"	17/16"	300	Roller	2.00002.319	5/8"	11/16"	1 1/2"	3/8"	1 17/32"	–	5/8
3"	1 15/32"	350	Roller	2.00003.309	5/8"	11/16"	1 1/2"	3/8"	1 17/32"	–	3/4
	1 1/2"	500	Delrin	3.00003.301	3/4"	1 3/16"	1 5/8"	3/8"	1 7/8"	–	1
			PPBB	3.00003.305	3/8"	1 3/16"	1 7/8"	3/8"	1 7/8"	–	1
			Roller	3.00003.309	3/4"	1 3/16"	1 5/8"	3/8"	1 7/8"	–	1
			Delrin	4.00003.311	3/4"	1 3/16"	1 5/8"	1/2"	2 7/16"	–	7/8
			PPBB	4.00003.315	1/2"	1 3/16"	1 7/8"	1/2"	2 7/16"	–	7/8
			Roller	4.00003.319	3/4"	1 3/16"	1 5/8"	1/2"	2 7/16"	–	7/8
4"	1 1/2"	600	Delrin	3.00004.301	3/4"	1 3/16"	1 5/8"	3/8"	1 7/8"	TG1: 57852.10	1
			PPBB	3.00004.305	3/8"	1 3/16"	1 7/8"	3/8"	1 7/8"		1
			Roller	3.00004.309	3/4"	1 3/16"	1 5/8"	3/8"	1 7/8"		1
			Delrin	4.00004.311	3/4"	1 3/16"	1 5/8"	1/2"	2 7/16"	TG1: 57852.11	1 1/8
			PPBB	4.00004.315	1/2"	1 3/16"	1 7/8"	1/2"	2 7/16"		1 1/8
			Roller	4.00004.319	3/4"	1 3/16"	1 5/8"	1/2"	2 7/16"		1 1/8
			Delrin	3.00005.301	3/4"	1 3/16"	1 5/8"	3/8"	1 7/8"		TG1: 57852.08
PPBB	3.00005.305	3/8"	1 3/16"	1 7/8"	3/8"	1 7/8"	1				
Roller	3.00005.309	3/4"	1 3/16"	1 5/8"	3/8"	1 7/8"	1				
5"	1 1/2"	600	Delrin	4.00005.311	3/4"	1 3/16"	1 5/8"	1/2"	2 7/16"	TG1: 52001.86	1 1/2
			PPBB	4.00005.315	1/2"	1 3/16"	1 7/8"	1/2"	2 7/16"		1 1/2
			Roller	4.00005.319	3/4"	1 3/16"	1 5/8"	1/2"	2 7/16"		1 1/2
			Delrin	3.00006.301	3/4"	1 3/16"	1 5/8"	3/8"	1 7/8"	TG1: 52250.56	1 3/4
			PPBB	3.00006.305	3/8"	1 3/16"	1 7/8"	3/8"	1 7/8"		1 3/4
			Roller	3.00006.309	3/4"	1 3/16"	1 5/8"	3/8"	1 7/8"		1 3/4
6"	1 1/2"	800	Delrin	4.00006.311	3/4"	1 3/16"	1 5/8"	1/2"	2 7/16"	TG1: 57551.05	2
			PPBB	4.00006.315	1/2"	1 3/16"	1 7/8"	1/2"	2 7/16"		2
			Roller	4.00006.319	3/4"	1 3/16"	1 5/8"	1/2"	2 7/16"		2
			Delrin	3.00006.301	3/4"	1 3/16"	1 5/8"	3/8"	1 7/8"	TG1: 52250.56	1 3/4
PPBB	3.00006.305	3/8"	1 3/16"	1 7/8"	3/8"	1 7/8"	1 3/4				
Roller	3.00006.309	3/4"	1 3/16"	1 5/8"	3/8"	1 7/8"	1 3/4				

### Wheel Options

- Delrin Bearing Less Bushing: Specify **"WB01B"**.
- 1-Piece Delrin Bearing with Bushing (2" tread width): Specify **"WB11"**.
- Metal cage roller bearing: Specify **"WB29"**.
- Roller Bearing less Bushing: Specify **"WB09B"**.
- Roller bearing metal thrust & retainer washers: Specify **"WSR1"**.
- Roller bearing sintered iron step washers: Specify **"WSR2"**.
- Roller bearing sealed metal retainer washer: Specify **"WSR3"**.
- Pedestal Precision Ball Bearing (PPBB): Also available in stainless steel, consult factory.

## Phenolic Wheels

Capacity up to 3500 lbs each  
5-8 Series



Phenolic resin wheels filled with macerated fabric, this wheel is quieter than steel or aluminum, provides superior floor protection, and is resistant to hard impacts, most chemicals and steam. The standard color is black.

**Temperature range:** -45°F to +180°F. If metal washers specified: -45°F to +250°F (Roller and Ball bearings only).

**Hardness:** 90 (±5) Shore D Scale.

### Colson Phenolic Wheels • 5-8 Series • Capacity up to 3500 lbs each

Wheel Dia.	Tread Width	Capacity Each (Pounds)	Bearing	Wheel Model Number	Wheel			Spanner Bushing		Thread Guard TG1: Metal	Weight (Pounds)
					Bearing Bore	Bore Less Bearing	Hub Length	Bore	Length		
3 1/4"	2"	700	Delrin	5.00003.331	3/4"	1 3/16"	2 3/16"	1/2"	2 7/16"	-	1 1/8
			Roller	5.00003.339	3/4"	1 3/16"	2 3/16"	1/2"	2 7/16"	-	1 1/8
4"	2"	800	Delrin	5.00004.331	3/4"	1 3/16"	2 3/16"	1/2"	2 7/16"	TG1: 59042.06	1 1/2
			Roller	5.00004.339	3/4"	1 3/16"	2 3/16"	1/2"	2 7/16"		1 1/2
5"	2"	1000	Delrin	5.00005.331	3/4"	1 3/16"	2 3/16"	1/2"	2 7/16"	TG1: 52007.94	2 1/8
			Roller	5.00005.339	3/4"	1 3/16"	2 3/16"	1/2"	2 7/16"		2 1/8
6"	2"	1200	Delrin	5.00006.331	3/4"	1 3/16"	2 3/16"	1/2"	2 7/16"	TG1: 52001.86	3
			Roller	5.00006.339	3/4"	1 3/16"	2 3/16"	1/2"	2 7/16"		3
	2 1/2"	1600	Roller	6.00006.369	3/4"	1 3/16"	2 3/4"	1/2"	3"	-	3 3/4
			Delrin	7.00006.361	1"	1 15/16"	3 1/4"	3/4"	3 1/2"	-	4 1/2
			Roller	7.00006.369	1"	1 15/16"	3 1/4"	3/4"	3 1/2"	-	4 1/2
			Roller	8.00006.369	1 1/4"	1 15/16"	3 1/4"	1"	3 1/2"	-	4 1/2
	3"	2000	Delrin	7.00006.371	1"	1 15/16"	3 1/4"	3/4"	3 1/2"	-	5
			Roller	7.00006.379	1"	1 15/16"	3 1/4"	3/4"	3 1/2"	-	5
8"	2"	1400	Delrin	5.00008.331	3/4"	1 3/16"	2 3/16"	1/2"	2 7/16"	TG1: 57852.05	4 3/4
			Roller	5.00008.339	3/4"	1 3/16"	2 3/16"	1/2"	2 7/16"		4 3/4
	2 1/2"	1600	Roller	6.00008.369	3/4"	1 3/16"	2 3/4"	1/2"	3"	-	4 3/4
			Delrin	7.00008.361	1"	1 15/16"	3 1/4"	3/4"	3 1/2"	-	5 1/2
			Roller	7.00008.369	1"	1 15/16"	3 1/4"	3/4"	3 1/2"	-	5 1/2
			Roller	8.00008.369	1 1/4"	1 15/16"	3 1/4"	1"	3 1/2"	-	5 1/2
	3"	2500	Delrin	7.00008.371	1"	1 15/16"	3 1/4"	3/4"	3 1/2"	-	6
			Roller	7.00008.379	1"	1 15/16"	3 1/4"	3/4"	3 1/2"	-	6
10"	2 1/2"	1600	Roller	6.00010.369	3/4"	1 3/16"	2 3/4"	1/2"	3"	-	7 3/4
			Delrin	7.00010.361	1"	1 15/16"	3 1/4"	3/4"	3 1/2"	-	8 1/4
		2500	Roller	7.00010.369	1"	1 15/16"	3 1/4"	3/4"	3 1/2"	-	8 1/4
			Roller	8.00010.369	1 1/4"	1 15/16"	3 1/4"	1"	3 1/2"	-	8 1/4
	3"	2900	Delrin	7.00010.371	1"	1 15/16"	3 1/4"	3/4"	3 1/2"	-	9 1/2
			Roller	7.00010.379	1"	1 15/16"	3 1/4"	3/4"	3 1/2"	-	9 1/2
12"	3"	3500	Delrin	7.00012.371	1"	1 15/16"	3 1/4"	3/4"	3 1/2"	-	12 1/2
			Roller	7.00012.379	1"	1 15/16"	3 1/4"	3/4"	3 1/2"	-	12 1/2
			Roller	8.00012.379	1 1/4"	1 15/16"	3 1/4"	1"	3 1/2"	-	12 1/2

### Wheel Options

- Delrin Bearing Less Bushing: Specify **"WB01B"**.
- 1-Piece Delrin Bearing with Bushing (2" tread width): Specify **"WB11"**.
- 1-Piece Delrin Bearing less Bushing (2" tread width): Specify **"WB11B"**.
- Torrington style with Hytrel retainer (2" tread width): Specify **"WB19"**.
- Roller Bearing less Bushing: Specify **"WB09B"**.
- Roller bearing metal thrust & retainer washers: Specify **"WSR1"**.
- Roller bearing sealed metal retainer washer: Specify **"WSR3"**.
- Pedestal Precision Ball Bearing (PPBB): Available on 2" tread width wheels. To order change 9th digit in model number to "5" (Example: 5.00008.335). Also available in stainless steel, consult factory.

## Cast Iron Wheels

Capacity up to 600 lbs each  
2-4 Series



This wheel should be specified when excessive load weights are involved and floor protection is not a factor. High strength withstands sharp impacts. Cast Iron wheels should not be used if noise is of major concern or if loads are fragile.

**Temperature range:** -45°F to +180°F. If metal washers specified: -45°F to + 500°F (Roller, Ball and Sleeve bearings only).

**Finish:** Green alkyd enamel.

### Colson Cast Iron Wheels • 2-4 Series • Capacity up to 600 lbs each

Wheel Dia.	Tread Width	Capacity Each (Pounds)	Bearing	Wheel Model Number	Wheel			Spanner Bushing		Thread Guard TG1: Metal	Weight (Pounds)
					Bearing Bore	Bore Less Bearing	Hub Length	Bore	Length		
2 7/16"	1 1/4"	200	Sleeve	2.00002.12	5/8"	—	1 15/32"	3/8"	1 1/2"	TG1: 57854.01	3/4
3"	1 1/4"	200	Sleeve	2.00003.14	5/8"	—	1 15/32"	3/8"	1 1/2"	—	1 1/4
	1 1/2"	425	Delrin	3.00003.101	3/4"	1 3/16"	1 5/8"	3/8"	1 7/8"	TG1: 52250.62	2 3/8
			Roller	3.00003.109	3/4"	1 3/16"	1 5/8"	3/8"	1 7/8"		2 3/8
			Delrin	4.00003.111	3/4"	1 3/16"	1 5/8"	1/2"	2 7/16"	TG1: 57852.12	2 3/8
			Roller	4.00003.119	3/4"	1 3/16"	1 5/8"	1/2"	2 7/16"		2 3/8
3 1/2"	1 1/4"	300	Sleeve	2.00003.12	5/8"	—	1 15/32"	3/8"	1 1/2"	—	1 1/2
4"	1 1/4"	300	Sleeve	2.00004.12	5/8"	—	1 15/32"	3/8"	1 1/2"	—	2
	1 1/2"	500	Delrin	3.00004.101	3/4"	1 3/16"	1 5/8"	3/8"	1 7/8"	—	2 1/2
			Roller	3.00004.109	3/4"	1 3/16"	1 5/8"	3/8"	1 7/8"	—	2 1/2
			Delrin	4.00004.111	3/4"	1 3/16"	1 5/8"	1/2"	2 7/16"	TG1: 52007.94	2 3/8
			Roller	4.00004.119	3/4"	1 3/16"	1 5/8"	1/2"	2 7/16"		2 3/8
5"	1 1/4"	300	Sleeve	2.00005.12	5/8"	—	1 15/32"	3/8"	1 1/2"	TG1: 57551.02	2 1/4
	1 1/2"	600	Delrin	3.00005.101	3/4"	1 3/16"	1 5/8"	3/8"	1 7/8"	TG1: 52250.56	3 1/4
			Roller	3.00005.109	3/4"	1 3/16"	1 5/8"	3/8"	1 7/8"		3 1/4
			Delrin	4.00005.111	3/4"	1 3/16"	1 5/8"	1/2"	2 7/16"	TG1: 57551.05	3 1/4
			Roller	4.00005.119	3/4"	1 3/16"	1 5/8"	1/2"	2 7/16"		3 1/4
6"	1 1/2"	600	Delrin	3.00006.101	3/4"	1 3/16"	1 5/8"	3/8"	1 7/8"	TG1: 57852.16	4
			Roller	3.00006.109	3/4"	1 3/16"	1 5/8"	3/8"	1 7/8"		4
			Delrin	4.00006.111	3/4"	1 3/16"	1 5/8"	1/2"	2 7/16"	TG1: 57852.04	4
			Roller	4.00006.119	3/4"	1 3/16"	1 5/8"	1/2"	2 7/16"		4

**Note:** Some cast iron models have solid cores depending on wheel diameter. Consult factory.

### Wheel Options

- Delrin Bearing Less Bushing: Specify "WB01B".
- Roller Bearing less Bushing: Specify "WB09B".
- Roller bearing metal thrust & retainer washers: Specify "WSR1".
- Roller bearing sealed metal retainer washer: Specify "WSR3".
- Pedestal Precision Ball Bearing (PPBB): Available on 1 1/2" tread width wheels. To order change 9th digit in model number to "5" (Example: 4.00004.115). Also available in stainless steel, consult factory.

## Cast Iron Wheels

Capacity up to 3000 lbs each  
5-8 Series



This wheel should be specified when excessive load weights are involved and floor protection is not a factor. High strength withstands sharp impacts. They should not be used if noise is of major concern or if loads are fragile.

**Temperature range:** -45°F to +180°F. If metal washers specified: -45°F to +500°F (Roller, Ball & Sleeve bearings only).

**Finish:** Green alkyd enamel.

**Zerk Fitting:** Zerk grease fitting in hub is standard on 7 and 8 Series wheels.

### Colson Cast Iron Wheels • 5-8 Series • Capacity up to 3000 lbs each

Wheel Dia.	Tread Width	Capacity Each (Pounds)	Bearing	Wheel Model Number	Wheel			Spanner Bushing		Thread Guard TG1: Metal	Weight (Pounds)
					Bearing Bore	Bore Less Bearing	Hub Length	Bore	Length		
4"	2"	1000	Delrin	5.00004.131	3/4"	13/16"	23/16"	1/2"	27/16"	TG1: 52007.94	35/8
			Roller	5.00004.139	3/4"	13/16"	23/16"	1/2"	27/16"		35/8
5"	2"	1000	Delrin	5.00005.131	3/4"	13/16"	23/16"	1/2"	27/16"	TG1: 57551.05	5 1/8
			Roller	5.00005.139	3/4"	13/16"	23/16"	1/2"	27/16"		5 1/8
	2 1/2"	2000	Delrin	7.00005.161	1"	115/16"	31/4"	3/4"	31/2"	-	8 1/2
			Roller	7.00005.169	1"	115/16"	31/4"	3/4"	31/2"	-	8 1/2
6"	2"	1500	Delrin	5.00006.131	3/4"	13/16"	23/16"	1/2"	27/16"	-	5 3/4
			Roller	5.00006.139	3/4"	13/16"	23/16"	1/2"	27/16"	-	5 3/4
	2 1/2"	1600	Roller	6.00006.169	3/4"	13/16"	23/4"	1/2"	3"	-	9
			Delrin	7.00006.161	1"	115/16"	31/4"	3/4"	31/2"	-	10 3/4
		2500	Roller	7.00006.169	1"	115/16"	31/4"	3/4"	31/2"	-	10 3/4
			Roller	8.00006.169	1 1/4"	115/16"	31/4"	1"	31/2"	-	10 3/4
8"	2"	1500	Delrin	5.00008.131	3/4"	13/16"	23/16"	1/2"	27/16"	-	8 1/2
			Roller	5.00008.139	3/4"	13/16"	23/16"	1/2"	27/16"	-	8 1/2
	2 1/2"	1600	Roller	6.00008.169	3/4"	13/16"	31/4"	1/2"	3"	-	13
			Delrin	7.00008.171	1"	115/16"	31/4"	3/4"	31/2"	-	17 1/4
	3"	2500	Roller	7.00008.179	1"	115/16"	31/4"	3/4"	31/2"	-	17 1/4
			Roller	8.00008.179	1 1/4"	115/16"	31/4"	1"	39/16"	-	17 1/2
10"	2 1/2"	1600	Roller	6.00010.169	3/4"	13/16"	23/4"	3/8"	3"	-	18
			Delrin	7.00010.171	1"	115/16"	31/4"	3/4"	31/2"	-	20 1/2
	3"	3000	Roller	7.00010.179	1"	115/16"	31/4"	3/4"	31/2"	-	20 1/2
			Roller	8.00010.179	1 1/4"	115/16"	31/4"	1"	31/2"	-	20 1/2
12"	3"	2500	Delrin	7.00012.171	1"	115/16"	31/4"	3/4"	31/2"	-	23 1/2
			Roller	7.00012.179	1"	115/16"	31/4"	3/4"	31/2"	-	23 1/2
		3000	Roller	8.00012.179	1 1/4"	115/16"	31/4"	1"	31/2"	-	23 1/2

### Wheel Options

- Delrin Bearing Less Bushing: Specify "WB01B".
- 1-Piece Delrin Bearing with Bushing (2" tread width): Specify "WB11".
- 1-Piece Delrin Bearing less Bushing (2" tread width): Specify "WB11B".
- Torrington style with Hytrel retainer (2" tread width): Specify "WB19".
- Roller Bearing less Bushing: Specify "WB09B".
- Roller bearing metal thrust & retainer washers: Specify "WSR1".
- Roller bearing sealed metal retainer washer: Specify "WSR3".
- Pedestal Precision Ball Bearing (PPBB): Available on 2" tread width models. To order change 9th digit to "5" (Example: 5.00006.135). Also available in stainless steel, consult factory.

Wheel Selection

## Forged Steel Wheels

Capacity up to 4500 lbs each  
5-8 Series



This wheel is for exceptionally heavy duty service where floor protection is not a factor. Forged steel wheels have almost unbreakable construction, great wear resistance and take shock impacts very well in power drawn service. They should not be used if noise is of major concern or if loads are fragile.

**Temperature range:** -45°F to +180°F. If metal washers specified: -45°F to + 500°F (Roller bearings only).

**Finish:** Green alkyd enamel.

**Zerk Fitting:** Zerk grease fitting in hub is standard on 7 and 8 Series wheels.

### Colson Forged Steel Wheels • 5-8 Series • Capacity up to 4500 lbs each

Wheel Dia.	Tread Width	Capacity Each (Pounds)	Bearing	Wheel Model Number	Wheel			Spanner Bushing		Thread Guard TG1: Metal	Weight (Pounds)
					Bearing Bore	Bore Less Bearing	Hub Length	Bore	Length		
4"	1 1/2"	1400	Delrin	5.00004.211	3/4"	1 3/16"	2 3/16"	1/2"	2 7/16"	-	3
			Roller	5.00004.219	3/4"	1 3/16"	2 3/16"	1/2"	2 7/16"	-	3
5"	2"	1500	Delrin	5.00005.231	3/4"	1 3/16"	2 3/16"	1/2"	2 7/16"	TG1: 57551.05	5
			Roller	5.00005.239	3/4"	1 3/16"	2 3/16"	1/2"	2 7/16"		5
6"	2"	1700	Delrin	5.00006.231	3/4"	1 3/16"	2 3/16"	1/2"	2 7/16"	-	6
			Roller	5.00006.239	3/4"	1 3/16"	2 3/16"	1/2"	2 7/16"	-	6
	2 1/2"	4000	Delrin	7.00006.261	1"	1 15/16"	3 1/4"	3/4"	3 1/2"	-	10 1/2
			Roller	7.00006.269	1"	1 15/16"	3 1/4"	3/4"	3 1/2"	-	10 1/2
			Roller	8.00006.269	1 1/4"	1 15/16"	3 1/4"	1"	3 1/2"	-	10 1/2
			Roller	8.00006.269	1 1/4"	1 15/16"	3 1/4"	1"	3 1/2"	-	10 1/2
8"	3"	4500	Delrin	7.00008.271	1"	1 15/16"	3 1/4"	3/4"	3 1/2"	-	21
			Roller	7.00008.279	1"	1 15/16"	3 1/4"	3/4"	3 1/2"	-	21
			Roller	8.00008.279	1 1/4"	1 15/16"	3 1/4"	1"	3 9/16"	-	21
10"	3"	4500	Delrin	7.00010.271	1"	1 15/16"	3 1/4"	3/4"	3 1/2"	-	30
			Roller	7.00010.279	1"	1 15/16"	3 1/4"	3/4"	3 1/2"	-	30
			Roller	8.00010.279	1 1/4"	1 15/16"	3 1/4"	1"	3 9/16"	-	30

### Wheel Options

- Delrin Bearing Less Bushing: Specify "**WB01B**".
- 1-Piece Delrin Bearing with Bushing (2" tread width): Specify "**WB11**".
- 1-Piece Delrin Bearing less Bushing (2" tread width): Specify "**WB11B**".
- Torrington style with Hytrel retainer (2" tread width): Specify "**WB19**".
- Roller Bearing less Bushing: Specify "**WB09B**".
- Roller bearing metal thrust & retainer washers: Specify "**WSR1**".
- Roller bearing sealed metal retainer washer: Specify "**WSR3**".
- Pedestal Precision Ball Bearing (PPBB): Available on 1 1/2" and 2" tread width wheels. To order change 9th digit in model number to "**5**" (Example: 5.00006.235). Also available in stainless steel, consult factory.

## V-Groove Wheels

Capacity up to 6000 lbs each  
5-7 Series



V-Groove wheels are for track or floor operation on inverted angle iron track in production lines. They are also used with hand or conveyor trucks. V-Groove surface and face are machine finished. These wheels handle loads from 800 to 6,000 lbs. per wheel. Designed for floor operation, or for track mounted flush or on top of floors, the wheel gives greater flexibility and better use of available floor space.

Curves and switches may be used in track operation. Wheels are cast with reinforced section at maximum stress points. The type of track layout and casters are dependent upon floor conditions, area, distance and load. Consult your local Colson representative for advice on the proper caster for the most economic and efficient handling of your particular application.

**Temperature range:** -45°F to +180°F. If metal washers specified: -45°F to +500°F (Roller bearing only).

**Finish:** Green alkyd enamel.

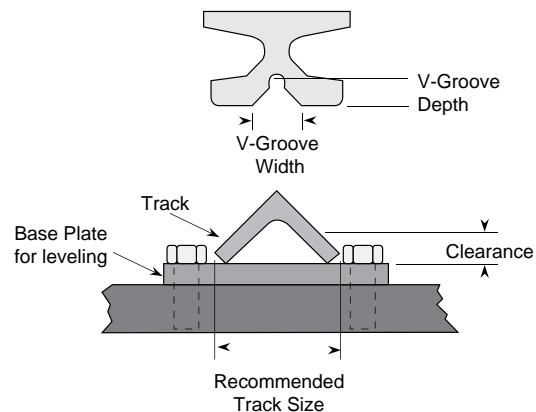
### Colson V-Groove Wheels • 5-7 Series • Capacity up to 6000 lbs each

Wheel Dia.	Tread Width	Capacity Each (Pounds)	Bearing	Wheel Model Number	Wheel			Spanner Bushing		Thread Guard TG1: Metal	Weight (Pounds)
					Bearing Bore	Bore Less Bearing	Hub Length	Bore	Length		
4"	2"	800	Delrin	5.00004.731	3/4"	13/16"	23/16"	1/2"	27/16"	TG1: 57852.07	37/8
			Roller	5.00004.739	3/4"	13/16"	23/16"	1/2"	27/16"		37/8
6"	2"	1200	Delrin	5.00006.731	3/4"	13/16"	23/16"	1/2"	27/16"	-	6 1/4
			Roller	5.00006.739	3/4"	13/16"	23/16"	1/2"	27/16"	-	6 1/4
	2 1/2"	2500	Delrin	7.00006.761	1"	1 15/16"	3 1/4"	3/4"	3 1/2"	-	9 1/4
			Roller	7.00006.769	1"	1 15/16"	3 1/4"	3/4"	3 1/2"	-	9 1/4
3"	6000	Roller	7.00006.789*	1"	2 7/16"	3 1/4"	3/4"	3 1/2"	-	20	
8"	3"	2500	Delrin	7.00008.771	1"	1 15/16"	3 1/4"	3/4"	3 1/2"	-	13 1/2
			Roller	7.00008.779	1"	1 15/16"	3 1/4"	3/4"	3 1/2"	-	13 1/2

\*The 6" x 3" V-Groove wheel is forged steel. All other models are cast iron.

Wheel Dia.	Tread Width	V-Groove Width	V-Groove Depth	Recommended Track Size	Clearance
4"	2"	3/4"	3/8"	1 1/2" x 1 1/2"	13/16"
6"	2"	3/4"	3/8"	1 1/2" x 1 1/2"	13/16"
	2 1/2"	3/4"	3/8"	1 1/2" x 1 1/2"	13/16"
	3"	1 3/8"	1 1/16"	2" x 2"	13/16"
8"	3"	3/4"	3/8"	2" x 2"	1 1/16"

Recommended track size and clearance dimensions are in the chart above. The base plate may be mounted directly to floor or to a cement grouting for leveling track if necessary because of uneven floor conditions.



### Wheel Options

- Delrin Bearing Less Bushing: Specify "WB01B".
- 1-Piece Delrin Bearing with Bushing (2" tread width): Specify "WB11".
- 1-Piece Delrin Bearing less Bushing (2" tread width): Specify "WB11B".
- Torrington style with Hytrel retainer (2" tread width): Specify "WB19".
- Roller Bearing less Bushing: Specify "WB09B".
- Roller bearing metal thrust & retainer washers: Specify "WSR1".
- Roller bearing sealed metal retainer washer: Specify "WSR3".
- Pedestal Precision Ball Bearing (PPBB): Available on 2" tread width wheels. To order change ninth digit in model number to "5" (Example: 5.00006.735). Also available in stainless steel, consult factory.

Wheel Selection

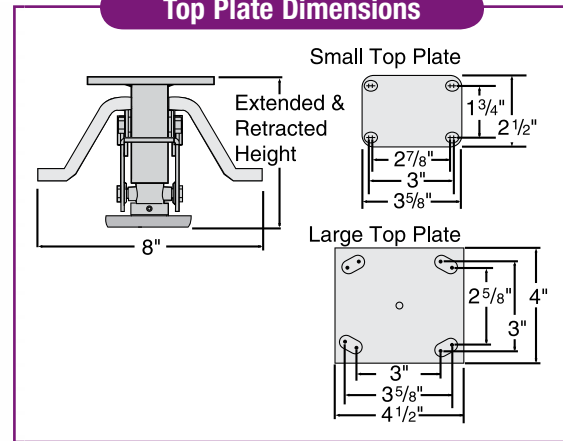
## Floor Lock Brakes



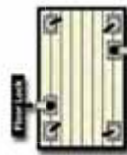
### Standard Features

- Heavy duty industrial strength construction
- Foot pedal easily activates lock with foot pressure
- Non-slip, non-skid rubber brake pad holds securely on smooth or irregular floor. Designed for use on level surfaces.
- Durable, high-compression spring for heavy loads
- Conveniently located release bar retracts brake instantly with slight toe pressure to either side of the bar
- Attractive zinc plated finish

### Top Plate Dimensions



### Floor Lock Brake Installation



Recommended Floor Lock mounting position using four swivel casters.



Recommended Floor Lock mounting position using two swivel and two rigid casters.

Colson Floor Lock Brakes are designed for use on level surfaces and are not recommended for use on inclined surfaces. It is important to select a floor lock model that clears the floor when retracted. To adapt a floor lock brake to your present equipment, select a model with an extended height 1/16" to 1/4" greater than the overall height of the caster.

### Floor Lock Specifications

#### 2 1/2" x 3 5/8" TOP PLATE MODELS (2 & 3 Series Casters)

MODEL NO.	9.06002.03	9.06253.04	9.06002.05
Extended Height A	4 <sup>15</sup> / <sub>16</sub> "	5 <sup>17</sup> / <sub>32</sub> "	6 <sup>7</sup> / <sub>32</sub> "
Retracted Height B	3 <sup>7</sup> / <sub>8</sub> "	4 <sup>1</sup> / <sub>2</sub> "	5 <sup>1</sup> / <sub>4</sub> "
Top Plate Size	2 <sup>1</sup> / <sub>2</sub> " x 3 <sup>5</sup> / <sub>8</sub> "		
Bolt Hole Spacing	1 <sup>3</sup> / <sub>4</sub> " x 2 <sup>7</sup> / <sub>8</sub> " to 3"		
Bolt Hole Size	5 <sup>5</sup> / <sub>16</sub> " Slotted		
Weight	2 <sup>3</sup> / <sub>4</sub> lbs.	2 <sup>3</sup> / <sub>4</sub> lbs.	2 <sup>3</sup> / <sub>4</sub> lbs.
Used with Caster Model Numbers	2.03208 2.03256 3.00308 3.00317	2.04208 2.04256 3.00408 3.00417	2.05008 2.05256

#### 4" x 4 1/2" TOP PLATE MODELS (3, 4 & 6 Series Casters)

9.06045.04	9.06253.05	9.06045.06	9.06025.08
5 <sup>7</sup> / <sub>8</sub> "	6 <sup>43</sup> / <sub>64</sub> "	7 <sup>3</sup> / <sub>4</sub> "	9 <sup>23</sup> / <sub>32</sub> "
4 <sup>15</sup> / <sub>16</sub> "	5 <sup>35</sup> / <sub>64</sub> "	6 <sup>21</sup> / <sub>32</sub> "	8 <sup>5</sup> / <sub>8</sub> "
4" x 4 1/2"			
3" x 3" to 2 <sup>5</sup> / <sub>8</sub> " x 3 <sup>5</sup> / <sub>8</sub> "			
3/8" Slotted			
3 1/2 lbs.	4 1/2 lbs.	4 1/2 lbs.	4 3/4 lbs.
4.04108	3.00508	3.00608	4.08198
4.04109	3.00517	3.00617	4.08199
4.04408	4.05108	4.06108	4.08499
4.04409	4.05109	4.06109	4.08299
4.04179	4.05408	4.06408	4.08199
6.04208	4.05409	4.06409	6.08258
6.04209	4.05179	4.06199	6.08259
6.04279	6.05208	6.06208	6.08298
	6.05209	6.06209	6.08299
	6.05279	6.06258	
		6.06259	
		6.06299	



Easy to engage.



Easy to disengage.

**Floor Lock  
Replacement Pad**  
34013.26/79479

## Bumpers

### Corner / Continuous Bumpers

Grey corner bumpers with matching strip bumpers provide 100% protection to the full perimeter of equipment. Strip bumpers are made with flat steel inserts for permanent attachment. Inserts in strip bumpers are not predrilled. They can be easily cut to size with a hacksaw and drilled as needed.

**Temperature Range:** -45°F to 180°F



Model Number	Steel Inserts	Length		Width	Thickness	Mounting Holes
		Long Side	Short Side			
06926	Insert Pre-drilled	6 <sup>3</sup> / <sub>16</sub> "	3 <sup>1</sup> / <sub>16</sub> "	1 <sup>1</sup> / <sub>2</sub> "	1 <sup>1</sup> / <sub>8</sub> "-1 <sup>3</sup> / <sub>4</sub> "	2 (1 <sup>7</sup> / <sub>64</sub> ") in 6" side 1 (1 <sup>7</sup> / <sub>64</sub> ") in 3" side
9.6930*	Insert	Specify (16 ft. max., 1ft. inc.)		1 <sup>1</sup> / <sub>2</sub> "	1"	-
66930	No Insert	Specify (50 ft inc.)		1 <sup>1</sup> / <sub>2</sub> "	1"	-
06906	Insert	2 <sup>5</sup> / <sub>8</sub> " each side		1 <sup>1</sup> / <sub>8</sub> "	1"	2 (1 <sup>13</sup> / <sub>64</sub> ") each side
9.6914*	Insert	Specify (16 ft. max. 1ft. inc.)		1 <sup>1</sup> / <sub>8</sub> "	1"	-
66914	No Insert	Specify (50 ft inc.)		1 <sup>1</sup> / <sub>8</sub> "	1"	-
06905	Insert Pre-drilled	2 <sup>1</sup> / <sub>2</sub> " each side		3/4"	3/4"	2 (1/8") each side
9.6913*	Insert	Specify (20 ft. max. 1ft. inc.)		3/4"	5/8"	-
66913	No insert	Specify (50 ft inc.)		3/4"	5/8"	-

\*Strip bumper with insert available in 10, 12, 16 and 20 ft. pre-cut lengths. Consult factory.

### End Bumpers

Generally used on the ends of tubular handles. Available in 3<sup>1</sup>/<sub>4</sub>" and 1<sup>3</sup>/<sub>4</sub>" diameters. Easily attached, they are soft enough to absorb noise and shock and hard enough to wear for years.

Model Number	Dia.	Hole Dia.	Thickness
06901	3 <sup>1</sup> / <sub>4</sub> "	1 <sup>1</sup> / <sub>32</sub> "	7/8"
06901.01	1 <sup>3</sup> / <sub>4</sub> "	9/32"	1/2"



### Corner Bumpers

A heavy duty bumper with an extra rounded build-up on the apex of the corner where shocks and wear are greatest. Ends are tapered and rounded. Each side is 3" long and 1<sup>1</sup>/<sub>8</sub>" wide at the base.

Model Number	Thickness at Corner	Thickness at Ends	Mounting Holes
06927	1 <sup>5</sup> / <sub>16</sub> "	1"	2 (3/16") on each side



## Replacement Parts

### Roller Bearing



Wheel Models	Part Number	Roller Bearing I.D. X O.D. X Length (INCHES)
2 SERIES 2.00002.319, 2.00003.309	52007.93	5/8 X 1 3/16 X 1 1/4
3 and 4 SERIES (1 1/2" Tread Width) 1 1/2" Tread Width Wheels With 1 5/8" Hub Length	55000.05	3/4 X 1 3/16 X 1 7/16
4 and 5 SERIES Plastic Cage 2" Tread Width Wheels With 2 3/16" Hub Length	55000.23	3/4 X 1 3/16 X 1 7/8
4 and 5 SERIES Metal Cage 2" Tread Width Wheels With 2 3/16" Hub Length	32084.30	3/4 X 1 3/16 X 1 7/8
6 SERIES 2 1/2" Tread Width Wheels With 2 3/4" Hub Length	55000.06	3/4 X 1 3/16 X 2 1/2
7 SERIES 3" Tread Width Wheels With 3 1/4" Hub Length	52001.96	1 X 1 15/16 X 3
8 SERIES 3" Tread Width Wheels With 3 1/4" Hub Length	52002.02	1 1/4 X 1 15/16 X 3

### Precision Ball Bearing for Hand Truck



Wheel Models	Part Number	Roller Bearing I.D. X O.D. X Length (INCHES)
5 Series Hand Truck Wheels All 8x2 Wheels with 1 3/4" & 2" Hub Length Less Bearing	57703.16	3/4 X 1 3/8 X 7/16
	57703.15	5/8 X 1 3/8 X 7/16
4 Series Hand Truck Wheels All 8 x 1 1/2" Wheels with 1 1/2" & 1 5/8" Hub Length Less Bearing	57703.16	3/4 X 1 3/8 X 7/16
	57703.15	5/8 X 1 3/8 X 7/16

### Bronze Bearing



Wheel Models	Part Number
5 Series Wheels 2" Tread Width Wheels with 1 3/16" bore less bearing and 2 3/16" Hub Length Less Bearing	52014.96

Note I.D. is 3/4". Bronze bearings use standard 5 Series Spanner Bushing (52000.08).

### Delrin Bearing



Wheel Models	Part Number
2 SERIES	52008.48 (2 required)
3, 4, 5 SERIES	58037.15 (2 required)-White
5 SERIES 2" Tread Width Wheels With 2 3/16" Hub Length	58037.07 (1-piece)
7 SERIES 3 1/4" Hub Length	58037.09 (2 required)
8 SERIES	34023.92 (2 required)

### Pedestal Precision Ball Bearing\*



Wheel Models	Part Number	Roller Bearing I.D. X O.D. X Length (INCHES)
3 Series 1 1/2" Tread Width Wheels with 1 5/8" Hub Length Less Bearing	57703.13	3/8 X 1 3/16 X 15/16
4 Series 1 1/2" Tread Width Wheels with 1 5/8" Hub Length Less Bearing	57703.12	1/2 X 1 3/16 X 15/16
5 Series 2" Tread Width Wheels with 2 3/16" Hub Length Less Bearing	57703.11	1/2 X 1 3/16 X 1 1/8

\*Available in stainless steel, consult factory.

### Torrington-Style Roller Bearing



Wheel Models	Part Number
5 Series 2" Tread Width Wheels with 2 3/16" Hub Length	55000.22

## Replacement Parts

### Axle Kits



CASTER SERIES	PART NUMBER	AXLE DIA. X LENGTH (INCHES)
1 SERIES (145 lb cap.)/Less Brake	05954.36	5/16 X 1 1/2
1 SERIES (145 lb cap.)/With Brake	05954.07	3/16 X 1 5/8
2 SERIES/Less Brake	05954.12	3/8 X 2 3/32
2 SERIES/With Zerk Axle and Total Lock Brake	05954.64	3/8 X 2 3/16
2 SERIES/With Zerk Axle Less Brake	05954.69	3/8 X 2 3/32
3 SERIES/Less Brake	05225.52	3/8 X 2 1/2
3 SERIES/With Zerk Axle	05954.65	3/8 X 2 1/2
3 SERIES/With Brake	05954.63	3/8 X 2 3/4
4 SERIES/2 1/2" Leg Spacing	05953.76	1/2 X 3 3/8
4 SERIES/With Metal Brake	05944.20	1/2 X 3 9/16
4 SERIES/With TECH-LOCK Brake	05944.20	1/2 X 3 9/16
4 Series Stainless Steel	05214.22	1/2 X 3 3/8
4 Series Stainless Steel/With Brake	05214.23	1/2 X 3 5/8
6 SERIES/2 1/2" Leg Spacing	05953.76	1/2 X 3 3/8
6 SERIES/2 1/2" Leg Spacing With Brake	05944.20	1/2 X 3 9/16
6 SERIES/3" Leg Spacing	05954.44	1/2 X 4
7 SERIES	05960.07	3/4 X 4 3/4
7 SERIES/7.04609 Only	05953.84	1 X 6 1/2
8 SERIES	05960.07	3/4 X 4 3/4

### Retainer Washers



Note O.D. is smaller than Thrust Washer, but I.D. the same



Combination seal (thrust)/retainer

WHEEL MODELS	PART #	I.D. X O.D. X THICKNESS (INCHES)	TO BE USED WITH ROLLER BEARING NO.
2 SERIES	52008.61	2 1/32 X 1 1/16 X 3/32	52007.93
3 & 4 SERIES	50116.03 (Combination seal/retainer)	3/4 X 1 1/2 X 3/16	55000.05
5 SERIES	50116.03 (Combination seal/retainer)	3/4 X 1 1/2 X 7/32	55000.23
6 SERIES	50116.03	3/4 X 1 1/2 X 3/16	55000.06
3,4,5,6 SERIES	52006.79 (Metal)	3/4 X 1 3/16 X 1/8	All Roller
7 SERIES	52005.70 5953.62 (Sealed)	1 1/32 X 1 15/16 X 1/8 1 X 1 15/16 X 1/8	52001.96 52001.96
	52005.87	1 1/4 X 2 1/16 X 7/64	52001.97
8 SERIES	52005.69	1 9/32 X 1 15/16 X 1/8	52002.02

### Floor Lock Replacement Pad



MODEL #: 34013.26 / 79479

### Spanner Bushings



WHEEL MODELS	PART NUMBER	SPANNER BUSHING I.D. X O.D. X LENGTH (INCHES)
1 SERIES 441 & 53 Wheels	58020.04	5/16 X 7/16 X 1 7/64
2 SERIES 12 Wheels 309, 319 Wheels All Delrin Bearing Models	57442 57206 52008.43	3/8 X 5/8 X 1 1/2 3/8 X 5/8 X 1 17/32 3/8 X 1/2 X 1 1/2
3 SERIES All Roller and Delrin Bearing Wheels 1 7/8" Hub Length Wheels	55000.17 55000.18	3/8 X 3/4 X 1 7/8 5/8 X 3/4 X 1 7/8
4, 5, 6 SERIES 1 1/2" tread width Roller and Delrin Wheels All Roller and Delrin Bearing Wheels 2 1/16" Hub Length Wheels	55000.04 52000.08 55000.19	1/2 X 3/4 X 1 7/8 1/2 X 3/4 X 2 1/16 5/8 X 3/4 X 2 1/16
6 SERIES All Roller Bearing Wheels with 2 1/4" Hub Length	55000.27	1/2 X 3/4 X 3
7 SERIES All Roller and Delrin Bearing Wheels	52001.61	3/4 X 1 X 3 1/2
8 SERIES All 3/4" Hub Length Roller Bearing Wheels	52001.62	1 X 1 1/4 X 3 3/16

### Thrust Washers



Note O.D. is larger than retainer washer, but I.D. the same

WHEEL MODELS	PART NUMBER	THRUST WASHER I.D. X O.D. X THICK-NESS (INCHES)
4 SERIES (1 1/2" Tread Width) All Sealed 1 1/2" Tread Width Roller Bearing Wheels	50116.03	3/4 X 1 1/2 X 3/16
4, 5, 6 SERIES All Roller Bearing Wheels	50116.03	3/4 X 1 1/2 X 3/16
4, 5, 6 SERIES All Roller Bearing and Plain Bore Wheels	52000.09	2 5/32 X 1 1/2 X 3/32
4 SERIES 1 1/2" TREAD WHEELS Spacer to be used with 2 1/2" Forks	57030.66	3/4 X 1 1/16 X 9/32
4, 5, 6 SERIES Spacer to be used with 2-1/2" Forks in High Temp Applications	57030.71	2 5/32 X 1 1/16 X 9/32
6 SERIES All Roller Bearing Wheels with 2 1/4" Hub Length	50116.03	3/4 X 1 1/2 X 3/16
7 SERIES 4" Diameter Roller Bearing Wheels All Roller & Delrin Bearing Wheels	52005.89 52005.88	1 1/4 X 3 1/16 X 7/64 1 X 2 1/16 X 5/64
8 SERIES All 3/4" Hub Length Roller Bearing Wheels	52005.87	1 1/4 X 2 1/16 X 7/64

# Wheel / Thread Guard Availability Chart

# Thread Guard Chart

Wheel Model Number	Mounting Code/Description	Thread Guard Part Number
<b>Performa (flat/grey)</b>		
1.00003.441	TG1: metal	57852.03
	TG1: metal	57854.01
2.00003.441	TG2: plastic	57852.39
	TG1: metal	57854.01
2.00003.445	TG2: plastic	57852.39
	TG1: metal	57854.01
2.00004.441	TG1: metal	57854.01
2.00004.445	TG1: metal	57854.01
	TG1: metal	57866.03
2.00005.441	TG2: plastic	57852.43
	TG1: metal	57866.03
	TG2: plastic	57852.43
2.00005.445	TG1: metal	57852.35
	TG2: plastic	57852.34
5.00005.451	TG1: metal	57852.35
	TG2: plastic	57852.34
5.00005.459	TG1: metal	57852.35
	TG2: plastic	57852.34
5.00005.455	TG1: metal	57852.35
	TG2: plastic	57852.34
5.00006.451	TG1: metal	59042.07
	TG2: plastic	57852.29
5.00006.459	TG1: metal	59042.07
	TG2: plastic	57852.29
5.00006.455	TG1: metal	59042.07
	TG2: plastic	57852.29
5.00008.451	TG1: metal	57852.04
	TG2: plastic	57852.30
5.00008.459	TG1: metal	57852.04
	TG2: plastic	57852.30
5.00008.455	TG1: metal	57852.04
	TG2: plastic	57852.30
<b>Performa (round/grey)</b>		
2.00005.561	TG1: metal	57854.01
	TG1: metal	59042.07
5.00006.551	TG2: plastic	57852.29
	TG1: metal	59042.07
5.00006.559	TG2: plastic	57852.29
	TG1: metal	59042.07
5.00006.555	TG2: plastic	57852.29
	TG1: metal	57852.04
5.00008.551	TG2: plastic	57852.30
	TG1: metal	57852.04
5.00008.559	TG2: plastic	57852.30
	TG1: metal	57852.04
5.00008.555	TG1: metal	57852.04
	TG2: plastic	57852.30
<b>Performa (flat/black)</b>		
5.00005.451.2	TG1: metal	57852.35
	TG2: plastic	57852.34
5.00005.459.2	TG1: metal	57852.35
	TG2: plastic	57852.34
5.00005.455.2	TG1: metal	57852.35
	TG1: metal	59042.07
5.00006.451.2	TG2: plastic	57852.29
	TG1: metal	59042.07
5.00006.459.2	TG2: plastic	57852.29
	TG1: metal	59042.07
5.00006.455.2	TG1: metal	59042.07
	TG2: plastic	57852.29
5.00008.451.2	TG1: metal	57852.04
	TG2: plastic	57852.30
5.00008.459.2	TG1: metal	57852.04
	TG2: plastic	57852.30
5.00008.455.2	TG1: metal	57852.04
	TG2: plastic	57852.30
<b>Trans-forma (Flat)</b>		
5.00004.4E1	TG1: metal	57852.12
5.00004.4E5	TG1: metal	57852.12
5.00004.4E9	TG1: metal	57852.12
5.00004.4E6	TG1: metal	57852.12
5.00005.4E1	TG1: metal	52007.94
5.00005.4E5	TG1: metal	52007.94
5.00005.4E9	TG1: metal	52007.94
5.00005.4E6	TG1: metal	52007.94
5.00006.4E1	TG1: metal	57852.45
5.00006.4E5	TG1: metal	57852.45
5.00006.4E9	TG1: metal	57852.45
5.00006.4E6	TG1: metal	57852.45
<b>Trans-forma (Round)</b>		
5.00006.5E1	TG1: metal	57852.45
5.00006.5E5	TG1: metal	57852.45
5.00006.5E9	TG1: metal	57852.45
5.00006.5E6	TG1: metal	57852.45
<b>Trans-forma LT (Flat)</b>		
5.00004.4B1	TG1: metal	57852.12
5.00004.4B5	TG1: metal	57852.12
5.00004.4B9	TG1: metal	57852.12
5.00004.4B6	TG1: metal	57852.12
5.00005.4B1	TG1: metal	52007.94
5.00005.4B5	TG1: metal	52007.94
5.00005.4B9	TG1: metal	52007.94
5.00005.4B6	TG1: metal	52007.94
5.00006.4B1	TG1: metal	57852.45
5.00006.4B5	TG1: metal	57852.45
5.00006.4B9	TG1: metal	57852.45
5.00006.4B6	TG1: metal	57852.45

Wheel Model Number	Mounting Code/Description	Thread Guard Part Number
<b>Trans-forma LT (Round)</b>		
5.00006.5B1	TG1: metal	57852.45
5.00006.5B5	TG1: metal	57852.45
5.00006.5B9	TG1: metal	57852.45
5.00006.5B6	TG1: metal	57852.45
<b>Trans-forma HD (Flat)</b>		
5.00004.4F1	TG1: metal	57852.12
5.00004.4F5	TG1: metal	57852.12
5.00004.4F9	TG1: metal	57852.12
5.00004.4F6	TG1: metal	57852.12
5.00005.4F1	TG1: metal	52007.94
5.00005.4F5	TG1: metal	52007.94
5.00005.4F9	TG1: metal	52007.94
5.00005.4F6	TG1: metal	52007.94
5.00006.4F1	TG1: metal	57852.45
5.00006.4F5	TG1: metal	57852.45
5.00006.4F9	TG1: metal	57852.45
5.00006.4F6	TG1: metal	57852.45
<b>Trans-forma HD (Round)</b>		
5.00006.5F1	TG1: metal	57852.45
5.00006.5F5	TG1: metal	57852.45
5.00006.5F9	TG1: metal	57852.45
5.00006.5F6	TG1: metal	57852.45
<b>Polyurethane HI-TECH Wheels</b>		
1.00003.91	TG1: metal	57852.03
2.00002.91	TG1: metal	57852
2.00002.95	TG1: metal	57852
2.00003.91	TG1: metal	57854.01
2.00003.95	TG1: metal	57854.01
2.00004.91	TG1: metal	57854.01
2.00004.95	TG1: metal	57854.01
2.00005.91	TG1: metal	57866.03
	TG2: plastic	57852.43
2.00005.95	TG1: metal	57866.03
	TG2: plastic	57852.43
3.00004.909	TG1: metal	57852.22
3.00005.909	TG1: metal	57852.10
3.00006.901	TG1: metal	57852.08
4.00004.911	TG1: metal	57852.23
4.00004.919	TG1: metal	57852.23
4.00005.911	TG1: metal	57852.11
4.00005.919	TG1: metal	57852.11
4.00006.911	TG1: metal	52001.86
4.00006.919	TG1: metal	52001.86
4.00008.911	TG1: metal	57852.05
4.00008.919	TG1: metal	57852.05
5.00004.921	TG1: metal	57852.23
5.00004.929	TG1: metal	57852.23
5.00005.921	TG1: metal	57852.11
5.00005.929	TG1: metal	57852.11
5.00006.921	TG1: metal	52001.86
5.00006.929	TG1: metal	52001.86
5.00008.921	TG1: metal	57852.04
5.00008.929	TG1: metal	57852.04
<b>Maxim</b>		
5.00005.531	TG1: metal	57852.45
5.00005.539	TG1: metal	57852.45
5.00006.531	TG1: metal	57852.46
5.00006.539	TG1: metal	57852.46
<b>Moldon Polyurethane Aluminum Core</b>		
5.00005.931	TG1: metal	57866.01
5.00005.939	TG1: metal	57866.01
5.00006.931	TG1: metal	57551.05
5.00006.939	TG1: metal	57551.05
5.00008.931	TG1: metal	57852.20
5.00008.939	TG1: metal	57852.20
<b>Polyolefin Wheels</b>		
1.00003.53	TG1: metal	57852.03
2.00002.53	TG1: metal	57852
2.00002.55	TG1: metal	57852
2.00003.53	TG1: metal	57854.01
2.00003.55	TG1: metal	57854.01
2.00004.53	TG1: metal	57854.01
2.00004.55	TG1: metal	57854.01
2.00005.53	TG1: metal	57866.03
	TG2: plastic	57852.43
2.00005.55	TG1: metal	57866.03
	TG2: plastic	57852.43
3.00003.801	TG1: metal	52250.62
3.00003.809	TG1: metal	52250.62
3.00004.801	TG1: metal	57852.06
3.00004.809	TG1: metal	57852.06
3.00005.801	TG1: metal	57866
3.00005.809	TG1: metal	57866
3.00006.801	TG1: metal	52250.56
3.00006.809	TG1: metal	52250.56
4.00003.811	TG1: metal	57852.12
4.00003.819	TG1: metal	57852.12
4.00004.811	TG1: metal	57852.07
4.00004.819	TG1: metal	57852.07
4.00005.811	TG1: metal	57866.01
4.00005.819	TG1: metal	57866.01

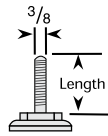
Wheel Model Number	Mounting Code/Description	Thread Guard Part Number
4.00006.811	TG1: metal	57551.05
4.00006.819	TG1: metal	57551.05
5.00004.831	TG1: metal	57852.07
5.00004.839	TG1: metal	57852.07
5.00005.831	TG1: metal	57866.01
5.00005.839	TG1: metal	57866.01
5.00006.831	TG1: metal	57551.05
5.00006.839	TG1: metal	57551.05
5.00008.831	TG1: metal	57852.20
5.00008.839	TG1: metal	57852.20
<b>Endura Wheels</b>		
5.00004.831 EN	TG1: metal	57852.07
5.00004.839 EN	TG1: metal	57852.07
5.00004.835 EN	TG1: metal	57852.07
5.00005.831 EN	TG1: metal	52007.94
5.00005.839 EN	TG1: metal	52007.94
5.00005.835 EN	TG1: metal	52007.94
5.00006.831 EN	TG1: metal	57551.05
5.00006.839 EN	TG1: metal	57551.05
5.00006.835 EN	TG1: metal	57551.05
5.00008.831 EN	TG1: metal	57852.20
5.00008.839 EN	TG1: metal	57852.20
5.00008.835 EN	TG1: metal	57852.20
<b>Phenolic Wheels</b>		
3.00004.301	TG1: metal	57852.10
3.00004.305	TG1: metal	57852.10
3.00004.309	TG1: metal	57852.10
3.00005.301	TG1: metal	57852.08
3.00005.305	TG1: metal	57852.08
3.00005.309	TG1: metal	57852.08
3.00006.301	TG1: metal	52250.56
3.00006.305	TG1: metal	52250.56
3.00006.309	TG1: metal	52250.56
4.00004.311	TG1: metal	57852.11
4.00004.315	TG1: metal	57852.11
4.00004.319	TG1: metal	57852.11
4.00005.311	TG1: metal	52001.86
4.00005.315	TG1: metal	52001.86
4.00005.319	TG1: metal	52001.86
4.00006.311	TG1: metal	57551.05
4.00006.315	TG1: metal	57551.05
4.00006.319	TG1: metal	57551.05
5.00004.331	TG1: metal	59042.06
5.00004.339	TG1: metal	59042.06
5.00005.331	TG1: metal	52007.94
5.00005.339	TG1: metal	52007.94
5.00006.331	TG1: metal	52001.86
5.00006.339	TG1: metal	52001.86
5.00008.331	TG1: metal	57852.05
5.00008.339	TG1: metal	57852.05
<b>Cast Iron Wheels</b>		
2.00002.12	TG1: metal	57854.01
2.00005.12	TG1: metal	57551.02
3.00003.101	TG1: metal	52250.62
3.00003.109	TG1: metal	52250.62
3.00005.101	TG1: metal	52250.56
3.00005.109	TG1: metal	52250.56
3.00006.101	TG1: metal	57852.16
3.00006.109	TG1: metal	57852.16
4.00003.111	TG1: metal	57852.12
4.00003.119	TG1: metal	57852.12
4.00004.111	TG1: metal	52007.94
4.00004.119	TG1: metal	52007.94
4.00005.111	TG1: metal	57551.05
4.00005.119	TG1: metal	57551.05
4.00006.111	TG1: metal	57852.04
4.00006.119	TG1: metal	57852.04
5.00004.131	TG1: metal	52007.94
5.00004.139	TG1: metal	52007.94
5.00005.131	TG1: metal	57551.05
5.00005.139	TG1: metal	57551.05
<b>Forged Steel Wheels</b>		
5.00005.231	TG1: metal	57551.05
5.00005.239	TG1: metal	57551.05
<b>V-Groove Wheels</b>		
5.00004.731	TG1: metal	57852.07
5.00004.739	TG1: metal	57852.07

## Stem Mounting Options

### 1 Series Straight Thread Stem

Up to 75 lbs models 3/8" dia.—16NC x 1-1/4" long threaded 1-1/8". Up to 145 lbs models are 3/8" dia.—16NC x 1-1/2" long.

**MTG1** option is 24NF x 11/16" long.



### 1 Series Grip Ring Stem

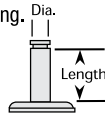
Spring grip on top of stem holds caster firmly in place.

Up to 75 lbs models have 3 options.

**MTG1:** 3/8" dia. 1-9/16" long.

**MTG2:** 7/16" x 1-9/16" long.

**MTG50:** 7/16" x 1" long.



### 2 Series Grip Ring Stem

Spring grip on top of stem holds caster firmly in place. All stem lengths are 2-3/16". Standard is 5/8 dia.

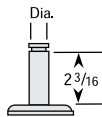
**MTG5:** 3/4" dia.

**MTG6:** 13/16" dia.

**MTG7:** 27/32" dia.

**MTG8:** 7/8" dia.

**MTG9:** 1" dia.

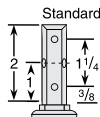


### 1 Series Square Stem

Stems may be bolted or riveted against any flat vertical surface.

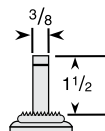
Standard: 3/4" square

**MTG1:** 7/8" square, 1 Mtg. hole 17/64" dia., 2" long.



### 1 Series Wood Furniture Stem

Accepts 3/8" diameter hole approx. 1-5/8" deep.



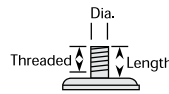
### 2 Series Straight Thread Stem

The 7/16" hex nut beneath the lower raceway makes it fast and easy to install these casters on a wide variety of equipment.

Standard mounting is

**MTG53:** 1/2" dia.—13NC x

1-1/2" long threaded 1-3/8"



### Up to 145 lbs models have 2 options.

**MTG2:** 7/16" x 1-1/2" long.

**MTG52:** 7/16" x 1-29/32"

### Plastic Adapter Options

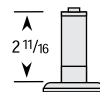
Available on up to 145lbs models only. Requires **MTG51** Grip Ring.

Snaps easily in place to reduce damage to equipment tubing. Plastic adapters are non-conductive.

### 1 & 2 Series Expanding Adapter Stem

Turning of hex nut beneath lower raceway expands rubber adapter inside round or square tubing. Plastic adapters are non-conductive.

See chart at right for options.



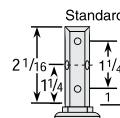
### 2 Series Square Stem

Stems may be bolted or riveted against any flat vertical surface.

Standard: 3/4" square, 2-1/16" long, 3 Mtg. hole 17/64" dia.

**MTG1:** 7/8" square, 2-3/16" long, 1 Mtg. hole 17/64" dia.

**MTG3:** (Oct. Stem) 3/4"



### Options

**MTG10:** 1/2"—13UNC x 3/4" long

**MTG12:** 1/2"—13UNC x 1" long

**MTG13:** 5/8"—11UNC x 1-3/4" long

**MTG14:** 5/8"—18UNF x 1-3/4" long

**MTG15:** 3/4"—10UNC x 1-3/4" long

**MTG50:** 1/2"—20UNF x 1-1/2" long

### Plastic Adapter Specs

**MTG53:** Fits 7/8" x 18 ga. wall round tubing or any I.D. from 3/4" to 51/64"

**MTG55:** Fits 1" x 14 ga. wall round tubing or any I.D. from 53/64" to 55/64"

**MTG56:** Fits 1" x 16 ga. wall round tubing or an I.D. from 57/64" to 29/32"

Inside Diameter of Tube	Mounting Code Numbers	
	Round Tubing	Square Tubing
3/4" — 13/16"	<b>MTG40</b>	—
7/8" — 15/16"	<b>MTG41</b>	<b>MTG51</b>
1" — 1-1/16"	<b>MTG42</b>	<b>MTG52</b>
1-1/8" — 1-3/16"	<b>MTG43</b>	<b>MTG53</b>
1-1/4" — 1-5/16"	<b>MTG44</b>	<b>MTG54</b>
1-3/8" — 1-7/16"	<b>MTG45</b>	<b>MTG55</b>
1-1/2" — 1-9/16"	<b>MTG46</b>	—
1-5/8" — 1-11/16"	<b>MTG47</b>	—

Stems are 2-11/16" long. Stem size less adapter 1/2" — 13NC x 2-11/16".

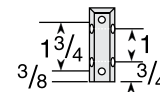
Note: To order Expanding Adapter Stem Kit only, specify "05502." plus the MTG extension (Example: 05502.40).

### 3 Series Square Stem

Stems may be bolted or riveted against any flat vertical surface.

Standard: (**MTG31**) Four 17/64" dia.

holes are drilled into stem. Two per side. 7/8" square, 2-1/2" long.



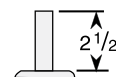
### 3 Series Round Stem

Lengths are 2-1/2".

**MTG7:** 3/4" dia.

**MTG9:** 7/8" dia.

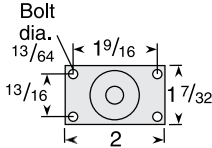
**MTG11:** 1" dia.



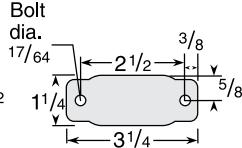
**1 Series**

UP TO 75 lbs CAPACITY  
Small Top Plate

Swivel



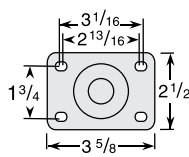
Rigid



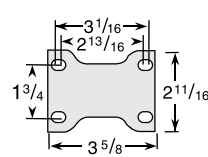
**2 Series**

UP TO 325 lbs CAPACITY  
Standard Top Plate

Swivel

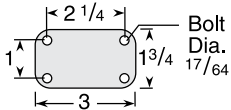


Rigid



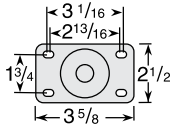
Large Top Plate

Swivel & Rigid

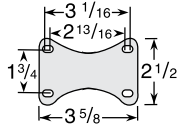


UP TO 145 lbs CAPACITY

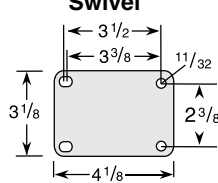
Swivel



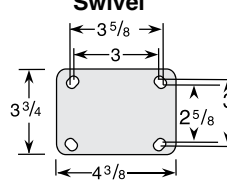
Rigid



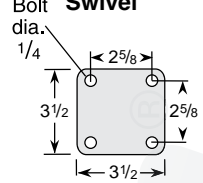
# 59 Option Swivel



# 27 Option Swivel



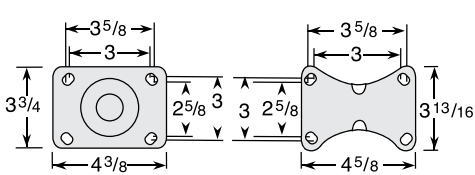
# 35 Option Swivel



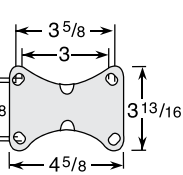
**3 Series**

UP TO 400 lbs CAPACITY  
Standard Top Plate

Swivel

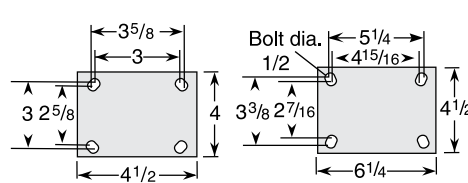


Rigid

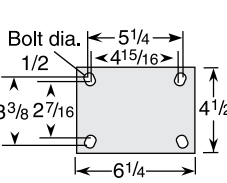


**4 Series**

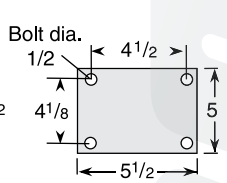
UP TO 1400 lbs CAPACITY  
Standard Top Plate



# 2 Top Plate

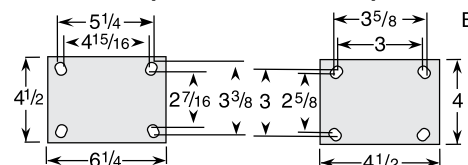


# 4 Top Plate

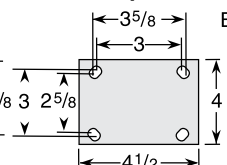


**6 Series**

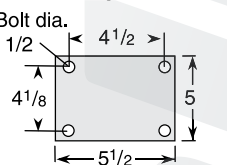
UP TO 1500 lbs CAPACITY  
Standard Top Plate



# 1 Top Plate



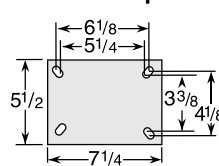
# 4 Top Plate



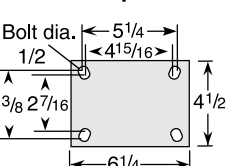
**7 & 8 Series ENFORCER**

UP TO 6000 lbs CAPACITY

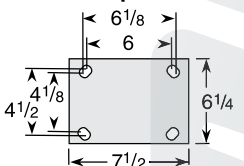
Standard Top Plate



# 2 Top Plate



# 3 Top Plate





INCHES	INCHES DECIMAL	MILLIMETERS
1/64	.0156	0.397
1/32	.0313	0.794
3/64	.0469	1.191
1/16	.0625	1.588
5/64	.0781	1.984
3/32	.0938	2.381
7/64	.1094	2.778
1/8	.1250	3.175
9/64	.1406	3.572
5/32	.1563	3.969
11/64	.1719	4.366
3/16	.1875	4.763
13/64	.2031	5.159
7/32	.2188	5.556
15/64	.2344	5.953
1/4	.2500	6.350
17/64	.2656	6.747
9/32	.2813	7.144
19/64	.2969	7.541
5/16	.3125	7.938
21/64	.3281	8.334
11/32	.3438	8.731
23/64	.3594	9.128
3/8	.3750	9.525
25/64	.3906	9.922
13/32	.4063	10.319
27/64	.4219	10.716
7/16	.4375	11.113
29/64	.4531	11.509
15/32	.4688	11.906
31/64	.4844	12.303
1/2	.5000	12.700
33/64	.5156	13.097
17/32	.5313	13.494
35/64	.5469	13.891
9/16	.5625	14.288
37/64	.5781	14.684
19/32	.5938	15.081
39/64	.6094	15.478
5/8	.6250	15.875

INCHES	INCHES DECIMAL	MILLIMETERS
41/64	.6406	16.272
21/32	.6563	16.669
43/64	.6719	17.066
11/16	.6875	17.463
45/64	.7031	17.859
23/32	.7188	18.256
47/64	.7344	18.653
3/4	.7500	19.050
49/64	.7656	19.447
25/32	.7813	19.844
51/64	.7969	20.241
13/16	.8125	20.638
53/64	.8281	21.034
27/32	.8438	21.431
55/64	.8594	21.828
7/8	.8750	22.225
57/64	.8906	22.622
29/32	.9063	23.019
59/64	.9219	23.416
15/16	.9375	23.813
61/64	.9531	24.209
31/32	.9688	24.606
63/64	.9844	25.003
1	1.0000	25.400
2	2.0000	50.800
3	3.0000	76.200
4	4.0000	101.600
5	5.0000	127.000
6	6.0000	152.400
7	7.0000	177.800
8	8.0000	203.200
9	9.0000	228.600
10	10.0000	254.000
11	11.0000	279.400
12	12.0000	304.800
13	13.0000	330.200
14	14.0000	355.600
15	15.0000	381.000
16	16.0000	406.400
17	17.0000	431.800

To convert pounds to kilograms use the following formula:  
 Kilograms = Pounds ÷ 2.2046









INCHES	INCHES DECIMAL	MILLIMETERS
1/64	.0156	0.397
1/32	.0313	0.794
3/64	.0469	1.191
1/16	.0625	1.588
5/64	.0781	1.984
3/32	.0938	2.381
7/64	.1094	2.778
1/8	.1250	3.175
9/64	.1406	3.572
5/32	.1563	3.969
11/64	.1719	4.366
3/16	.1875	4.763
13/64	.2031	5.159
7/32	.2188	5.556
15/64	.2344	5.953
1/4	.2500	6.350
17/64	.2656	6.747
9/32	.2813	7.144
19/64	.2969	7.541
5/16	.3125	7.938
21/64	.3281	8.334
11/32	.3438	8.731
23/64	.3594	9.128
3/8	.3750	9.525
25/64	.3906	9.922
13/32	.4063	10.319
27/64	.4219	10.716
7/16	.4375	11.113
29/64	.4531	11.509
15/32	.4688	11.906
31/64	.4844	12.303
1/2	.5000	12.700
33/64	.5156	13.097
17/32	.5313	13.494
35/64	.5469	13.891
9/16	.5625	14.288
37/64	.5781	14.684
19/32	.5938	15.081
39/64	.6094	15.478
5/8	.6250	15.875

INCHES	INCHES DECIMAL	MILLIMETERS
41/64	.6406	16.272
21/32	.6563	16.669
43/64	.6719	17.066
11/16	.6875	17.463
45/64	.7031	17.859
23/32	.7188	18.256
47/64	.7344	18.653
3/4	.7500	19.050
49/64	.7656	19.447
25/32	.7813	19.844
51/64	.7969	20.241
13/16	.8125	20.638
53/64	.8281	21.034
27/32	.8438	21.431
55/64	.8594	21.828
7/8	.8750	22.225
57/64	.8906	22.622
29/32	.9063	23.019
59/64	.9219	23.416
15/16	.9375	23.813
61/64	.9531	24.209
31/32	.9688	24.606
63/64	.9844	25.003
1	1.0000	25.400
2	2.0000	50.800
3	3.0000	76.200
4	4.0000	101.600
5	5.0000	127.000
6	6.0000	152.400
7	7.0000	177.800
8	8.0000	203.200
9	9.0000	228.600
10	10.0000	254.000
11	11.0000	279.400
12	12.0000	304.800
13	13.0000	330.200
14	14.0000	355.600
15	15.0000	381.000
16	16.0000	406.400
17	17.0000	431.800

To convert pounds to kilograms use the following formula:  
 Kilograms = Pounds ÷ 2.2046



## Hand Truck Wheels

Featuring an off-set hub design, these light weight, high performance hand truck wheels roll longer, quieter and smoother without marking floors.

**Temperature range:** -45°F to +180°F intermittent service (120° continuous service).

**Hardness:** 55(±5) Shore A Scale.

### Encore Hand Truck Wheels • Round Black/Grey Tread • 5 Series • Capacity up to 600 lbs each

Wheel Dia.	Tread Width	Capacity Each (Pounds)	Bearing	Wheel Model Number	Wheel		Hub		Weight (Pounds)
					Bearing Bore	Bore Less Bearing	Length Less Bearing	Length With Bearing	
<b>Round Black Tread Models</b>									
8"	2"	280	None (1 3/4" Offset Hub)	E5.00008.586.2	N/A	1 3/8"	2"	2 1/4"	2 1/4
8"	2"	280	Ball (2" Offset Hub)	E5.00008.585.2	5/8"	1 3/8"	2"	2 1/4"	2 1/4
8"	2"	280	None (2" Offset Hub)	E5.00008.596.2	N/A	1 3/8"	2"	2 1/4"	2 1/4
8"	2"	280	Ball (2 1/4" Offset Hub)	E5.00008.595.2	5/8"	1 3/8"	2"	2 1/4"	2 1/4
10"	2"	600	None (2" Offset Hub)	E5.00010.596.2	N/A	1 3/8"	2"	2 1/4"	2 7/10
10"	2"	600	Ball (2 1/4" Offset Hub)	E5.00010.595.2	5/8"	1 3/8"	2"	2 1/4"	2 7/10
<b>Round Grey Tread Models</b>									
8"	2"	280	None (1 3/4" Offset Hub)	E5.00008.586	N/A	1 3/8"	2"	2 1/4"	2 1/4
8"	2"	280	Ball (2" Offset Hub)	E5.00008.585	5/8"	1 3/8"	2"	2 1/4"	2 1/4
8"	2"	280	None (2" Offset Hub)	E5.00008.596	N/A	1 3/8"	2"	2 1/4"	2 1/4
8"	2"	280	Ball (2 1/4" Offset Hub)	E5.00008.595	5/8"	1 3/8"	2"	2 1/4"	2 1/4
10"	2"	600	None (2" Offset Hub)	E5.00010.596	N/A	1 3/8"	2"	2 1/4"	2 7/10
10"	2"	600	Ball (2 1/4" Offset Hub)	E5.00010.595	5/8"	1 3/8"	2"	2 1/4"	2 7/10

### Encore Hand Truck Wheels • Flat Grey Tread • 5 Series • Capacity up to 500 lbs each

Wheel Dia.	Tread Width	Capacity Each (Pounds)	Bearing	Wheel Model Number	Wheel		Hub		Weight (Pounds)
					Bearing Bore	Bore Less Bearing	Length Less Bearing	Length With Bearing	
10"	1 1/2"	500	None (Center Hub)	E4.00010.446	N/A	1 3/8"	2"	2 1/4"	2 7/10
10"	1 1/2"	500	Ball (Center Hub)	E4.00010.445	5/8"	1 3/8"	2"	2 1/4"	2 7/10

## Moldon Polyurethane Cast Iron Wheels

A strong, ultra-durable wheel, this wheel has a very high strength-to-weight ratio and is capable of long service under heavy loads. Red polyurethane is bonded to cast iron core.

**Temperature range:** -45°F to +180°F.

**Hardness:** 95(±5) Durometer Shore A scale.

**Finish:** Silver paint (wheel core).

### Encore Moldon Polyurethane Cast Iron Wheels • 7 Series • Capacity up to 2800 lbs each

Wheel Dia.	Tread Width	Capacity Each (Pounds)	Bearing	Wheel Model Number	Wheel			Spanner Bushing		Weight (Pounds)
					Bearing Bore	Bore Less Bearing	Hub Length	Bore	Length	
6"	3"	1632	Roller	E7.00006.979.7	1"	1 15/16"	3 1/4"	3/4"	3 1/2"	10 1/2
8"	3"	2000	Roller	E7.00008.979.7	1"	1 15/16"	3 1/4"	3/4"	3 1/2"	11 1/2
10"	3"	2400	Roller	E7.00010.979.7	1"	1 15/16"	3 1/4"	3/4"	3 1/2"	13
12"	3"	2800	Roller	E7.00012.979.7	1"	1 15/16"	3 1/4"	3/4"	3 1/2"	16

## Moldon Rubber Cast Iron Wheels

Moldon rubber is bonded to the cast iron core. These wheels are quiet in operation and absorb shock and vibration. They help prolong equipment life and protect cargo.

**Temperature Range:** -45°F to +160°F.

**Zerk Fitting:** Zerk grease fitting in hub is standard on 7 Series.

**Hardness:** 70(±5) Durometer Shore A scale.

**Finish:** Black painted cast iron wheel core.



### Encore Moldon Rubber Cast Iron Wheels • 5 Series • Capacity up to 400 lbs each

Wheel Dia.	Tread Width	Capacity Each (Pounds)	Bearing	Wheel Model Number	Wheel			Spanner Bushing		Weight (Pounds)
					Bearing Bore	Bore Less Bearing	Hub Length	Bore	Length	
4"	2"	320	Roller	E5.00004.649.7	3/4"	1 3/16"	2 3/16"	1/2"	2 7/16"	4 3/8
5"	2"	320	Roller	E5.00005.649.7	3/4"	1 3/16"	2 3/16"	1/2"	2 7/16"	5
6"	2"	360	Roller	E5.00006.649.7	3/4"	1 3/16"	2 3/16"	1/2"	2 7/16"	5 5/8
8"	2"	400	Roller	E5.00008.649.7	3/4"	1 3/16"	2 3/16"	1/2"	2 7/16"	9 1/4

**Less Bearing Option:** change the 10th digit to "6" (Example E5.00004.646.7).

## Polyurethane Cast Iron Core Wheels

This strong, ultra-durable wheel has a very high strength-to-weight ratio and is capable of long service under heavy loads. Red polyurethane is bonded to the cast iron core.

**Temperature Range:** -45°F to +180°F.

**Finish:** Silver paint (wheel core).

**Hardness:** 95(±5) Durometer Shore A scale.



### Encore Polyurethane Cast Iron Core Wheels • 5 Series • Capacity up to 1200 lbs each

Wheel Dia.	Tread Width	Capacity Each (Pounds)	Bearing	Wheel Model Number	Wheel			Spanner Bushing		Weight (Pounds)
					Bearing Bore	Bore Less Bearing	Hub Length	Bore	Length	
4"	2"	560	Roller	E5.00004.949.7	3/4"	1 3/16"	2 3/16"	1/2"	2 7/16"	4 3/4
5"	2"	800	Roller	E5.00005.949.7	3/4"	1 3/16"	2 3/16"	1/2"	2 7/16"	5
6"	2"	960	Roller	E5.00006.949.7	3/4"	1 3/16"	2 3/16"	1/2"	2 7/16"	5 5/8
8"	2"	1200	Roller	E5.00008.949.7	3/4"	1 3/16"	2 3/16"	1/2"	2 7/16"	9 1/4

**Less Bearing Option:** change last digit to "6" (Example: E5.00004.946.7).

## Cast Iron Wheels

This wheel should be specified when excessive load weights are involved and floor protection is not a factor. Cast iron wheels have high strength to withstand sharp impacts. They should not be used if noise is of major concern or if loads are fragile.

**Temperature range:** -45°F to +180°F.

**Finish:** Silver



### Encore Cast Iron Wheels • 5 Series • Capacity up to 1500 lbs each

Wheel Dia.	Tread Width	Capacity Each (Pounds)	Bearing	Wheel Model Number	Wheel			Spanner Bushing		Weight (Pounds)
					Bearing Bore	Bore Less Bearing	Hub Length	Bore	Length	
4"	2"	1000	Roller	E5.00004.139	3/4"	1 3/16"	2 3/16"	1/2"	2 7/16"	3 3/8
5"	2"	1000	Roller	E5.00005.139	3/4"	1 3/16"	2 3/16"	1/2"	2 7/16"	5 1/8
6"	2"	1500	Roller	E5.00006.139	3/4"	1 3/16"	2 3/16"	1/2"	2 7/16"	5 3/4
8"	2"	1500	Roller	E5.00008.139	3/4"	1 3/16"	2 3/16"	1/2"	2 7/16"	8 1/2

**Less Bearing Option:** Change the 10th digit to "6" (Example E5.00004.136).

## Glass Filled Nylon Wheels



Encore Glass Filled Nylon wheels feature an exclusive, ultra tough thermoplastic compound that resists hard impacts and drop-shocks. The wheel is impervious to most chemicals, solvents, salts, gases, alkalines and steam cleaning and does not absorb water. When compared to other hard tread wheels, these Glass Filled Nylon wheels require less force to roll and swivel. It is ideal for many industrial and institutional applications and is NSF listed for the food service industry. The wheel is non-marking.

**Temperature range:** -45°F to +180°F (normal). To +350°F if you specify a bronze or roller bearing with mid-temp grease.

**Hardness:** 85(±5) Durometer Shore D scale.

### Encore Glass Filled Nylon Wheels • 5 Series • Capacity up to 1120 lbs each

Wheel Dia.	Tread Width	Capacity Each (Pounds)	Bearing	Wheel Model Number	Wheel			Spanner Bushing		Weight (Pounds)
					Bearing Bore	Bore Less Bearing	Hub Length	Bore	Length	
4"	2"	640	Roller	E5.00004.539	3/4"	1 3/16"	2 3/16"	1/2"	2 7/16"	1
5"	2"	800	Roller	E5.00005.539	3/4"	1 3/16"	2 3/16"	1/2"	2 7/16"	1 1/4
6"	2"	960	Roller	E5.00006.539	3/4"	1 3/16"	2 3/16"	1/2"	2 7/16"	1 1/2
8"	2"	1120	Roller	E5.00008.539	3/4"	1 3/16"	2 3/16"	1/2"	2 7/16"	2

**Less Bearing Option:** change last digit to "6" (Example: E5.00004.536).

## Ecoforma Wheels

Ecoforma wheels offer the advantages of both hard and soft tread materials in a single wheel. Like a hard tread wheel, Ecoforma rolls easily and is very durable. Like a soft tread wheel, it rolls quietly, protects floors and resists impacts with a cushion ride. It also features maximum weatherability, low temperature flexibility, resistance to chemicals, water and steam, and rejects floor debris such as metal shavings. Non-marking thermoplastic elastomer tread is permanently bonded to durable polyolefin wheel core.

**Temperature range:** -45°F to +180°F intermittent service (120° continuous service).

**Hardness:** 70(±5) Durometer Shore A scale.



### Encore Ecoforma Wheels • Round Grey Tread • 2 & 5 Series • Capacity up to 480 lbs each

Wheel Dia.	Tread Width	Capacity Each (Pounds)	Bearing	Wheel Model Number	Wheel			Spanner Bushing		Weight (Pounds)
					Bearing Bore	Bore Less Bearing	Hub Length	Bore	Length	
3 1/2"	1 5/16"	170	Delrin	E2.00003.571	1/2"	29/32"	1 7/16"	3/8"	1 1/2"	1/4
5"	1 5/16"	200	Delrin	E2.00005.571	1/2"	29/32"	1 7/16"	3/8"	1 1/2"	7/8
6"	2"	360	Delrin	E5.00006.571	3/4"	1 3/16"	2 3/16"	1/2"	2 7/16"	1 5/8
8"	2"	480	Delrin	E5.00008.571	3/4"	1 3/16"	2 3/16"	1/2"	2 7/16"	2 1/4

**Annular Ball Bearing Option (2 Series):** Change the last two digits to "85" (Example: E2.00003.585).

**Cartridge Bearing Option (5 Series):** Change the 10th digit to "5" (Example: E5.00005.575).

**Roller Bearing Option (5 Series):** Change the 10th digit to "9" (Example: E5.00005.579).

**Less Bearing Option (5 Series):** Change the 10th digit to "6" (Example: E5.00005.576).

## Ecopoly Wheels

Industrial strength polyurethane tread bonded to "ribbed" polyolefin core. This design adds strength for loads subjected to shock and hard impacts. Tread is molded in, around and through a ribbed extension of the core to prevent debonding. Standard colors are red tread on grey core. **Not recommended for conditions of continuous operation such as tow-line, etc.**

**Temperature range:** -45°F to +180°F.

**Hardness:** 55(±5) Durometer Shore D scale.



### Encore Ecopoly Wheels • 2 & 5 Series • Capacity up to 800 lbs each

Wheel Dia.	Tread Width	Capacity Each (Pounds)	Bearing	Wheel Model Number	Wheel			Spanner Bushing		Weight (Pounds)
					Bearing Bore	Bore Less Bearing	Hub Length	Bore	Length	
2 1/2"	1 1/4"	200	Delrin	E2.00002.951	1/2"	29/32"	1 7/16"	3/8"	1 1/2"	1/4
3"	1 1/4"	160	Delrin	E2.00033.951	1/2"	29/32"	1 7/16"	3/8"	1 1/2"	1/3
3 1/2"	1 1/4"	200	Delrin	E2.00003.951	1/2"	29/32"	1 7/16"	3/8"	1 1/2"	3/8
4"	1 1/4"	220	Delrin	E2.00004.951	1/2"	29/32"	1 7/16"	3/8"	1 1/2"	1/2
	2"	480	Delrin	E5.00004.921.7	3/4"	1 3/16"	2 3/16"	1/2"	2 7/16"	1 1/2
5"	1 1/4"	240	Delrin	E2.00005.951	1/2"	29/32"	1 7/16"	3/8"	1 1/2"	1/4
	2"	600	Delrin	E5.00005.921.7	3/4"	1 3/16"	2 3/16"	1/2"	2 7/16"	1 1/2
6"	1 1/4"	300	Delrin	E2.00006.951	1/2"	29/32"	1 7/16"	3/8"	1 1/2"	1/4
	2"	720	Delrin	E5.00006.921.7	3/4"	1 3/16"	2 3/16"	1/2"	2 7/16"	1 7/8
8"	2"	800	Delrin	E5.00008.921.7	3/4"	1 3/16"	2 3/16"	1/2"	2 7/16"	1 3/4

**Annular Ball Bearing Option (2 Series):** Change the 10th digit to "5" (Example: E2.00033.955).

**Cartridge Bearing Option (5 Series):** Change the 10th digit to "5" (Example: E5.00004.925.7).

**Roller Bearing Option (5 Series):** Change the 10th digit to "9" (Example: E5.00004.929.7).

**Less Bearing Option (5 Series):** Change the 10th digit to "6" (Example: E5.00004.926.7).

## Ecoforma Wheels

Ecoforma wheels offer the advantages of both hard and soft tread materials in a single wheel. Like a hard tread wheel, Ecoforma rolls easily and is very durable. Like a soft tread wheel, it rolls quietly, protects floors and resists impacts with a cushion ride. It also features maximum weatherability, low temperature flexibility, resistance to chemicals, water and steam, and rejects floor debris such as metal shavings. Non-marking thermoplastic elastomer tread is permanently bonded to durable polyolefin wheel core.

**Temperature range:** -45°F to +180°F intermittent service (120° continuous service).

**Hardness:** 70(±5) Durometer Shore A scale.



### Encore Ecoforma Wheels • Flat Grey Tread • 2 & 5 Series • Capacity up to 540 lbs each

Wheel Dia.	Tread Width	Capacity Each (Pounds)	Bearing	Wheel Model Number	Wheel			Spanner Bushing		Weight (Pounds)
					Bearing Bore	Bore Less Bearing	Hub Length	Bore	Length	
3"	1 1/4"	180	Delrin	E2.00033.471	1/2"	29/32"	17/16"	3/8"	1 1/2"	1/4
3 1/2"	1 1/4"	200	Delrin	E2.00003.471	1/2"	29/32"	17/16"	3/8"	1 1/2"	1/4
4"	1 1/4"	240	Delrin	E2.00004.471	1/2"	29/32"	17/16"	3/8"	1 1/2"	1/4
	2"	280	Delrin	E5.00004.471	3/4"	13/16"	2 3/16"	1/2"	2 7/16"	3/8
5"	1 1/4"	260	Delrin	E2.00005.471	1/2"	29/32"	17/16"	3/8"	1 1/2"	1/4
	2"	300	Delrin	E5.00005.471	3/4"	13/16"	2 3/16"	1/2"	2 7/16"	1/4
6"	1 1/4"	280	Delrin	E2.00006.471	1/2"	29/32"	1 1/32"	3/8"	1 7/64"	1/4
	2"	480	Delrin	E5.00006.471	3/4"	13/16"	2 3/16"	1/2"	1 1/2"	1/4
8"	2"	540	Delrin	E5.00008.471	3/4"	13/16"	2 3/16"	1/2"	2 7/16"	1/4

**Annular Ball Bearing Option (2 Series):** Change the last two digits to "85" (Example: E2.00033.485).

**Cartridge Bearing Option (5 Series):** Change the 10th digit to "5" (Example: E5.00004.475).

**Roller Bearing Option (5 Series):** Change the 10th digit to "9" (Example: E5.00004.479).

**Less Bearing Option (5 Series):** Change the 10th digit to "6" (Example: E5.00004.476).



### Encore Ecoforma Wheels • Flat Black Tread • 5 Series • Capacity up to 540 lbs each

Wheel Dia.	Tread Width	Capacity Each (Pounds)	Bearing	Wheel Model Number	Wheel			Spanner Bushing		Weight (Pounds)
					Bearing Bore	Bore Less Bearing	Hub Length	Bore	Length	
4"	2"	280	Delrin	E5.00004.471.2	3/4"	1 3/16"	2 3/16"	1/2"	2 7/16"	1 1/4
5"	2"	300	Delrin	E5.00005.471.2	3/4"	1 3/16"	2 3/16"	1/2"	2 7/16"	1 1/2
6"	2"	480	Delrin	E5.00006.471.2	3/4"	1 3/16"	2 3/16"	1/2"	2 7/16"	1 3/4
8"	2"	540	Delrin	E5.00008.471.2	3/4"	1 3/16"	2 3/16"	1/2"	2 7/16"	2 1/2

**Cartridge Bearing Option (5 Series):** Change the 10th digit to "5" (Example: E5.00004.475.2).

**Roller Bearing Option (5 Series):** Change the 10th digit to "9" (Example: E5.00004.479.2).

**Less Bearing Option (5 Series):** Change the 10th digit to "6" (Example: E5.00004.476.2).

**Encore 4 Series Casters • Top Plate Swivel & Rigid • Capacity to 1000 lbs**

Wheel Dia.	Tread Width	Capacity Each (Pounds)	Wheel Descriptions	Swivel Top Plate Roller Bearing Caster Models	Rigid Top Plate Roller Bearing Caster Models	Optional Bearings (Order information below chart)	Load Height	Swivel Radius	Weight lbs (Rigid Deduct 1.5 lbs)
4"	2"	280	Ecoforma Rubber (Flat/Black)	E4.04169.479.2	E4.04168.479.2	Delrin, Ball	5 5/8	3 3/4	5 3/4
			Ecoforma Rubber (Flat/Grey)	E4.04169.479	E4.04168.479	Delrin, Ball	5 5/8	3 3/4	5 3/4
		320	Moldon Rubber (Cast Iron Core)	E4.04169.649.7	E4.04168.649.7	Delrin	5 5/8	3 3/4	7 1/4
			Ecopoly	E4.04169.929.7	E4.04168.929.7	Delrin	5 5/8	3 3/4	4 3/4
			Moldon Polyurethane (Cast Iron Core)	E4.04169.949.7	E4.04168.949.7	Delrin	5 5/8	3 3/4	7 1/4
			Glass Filled Nylon	E4.04169.539	E4.04168.539	Delrin	5 5/8	3 3/4	4 1/8
800	Cast Iron	E4.04169.139	E4.04168.139	Delrin	5 5/8	3 3/4	7 7/8		
5"	2"	300	Ecoforma Rubber (Flat/Black)	E4.05169.479.2	E4.05168.479.2	Delrin, Ball	6 1/2	4 1/2	6 1/8
			Ecoforma Rubber (Flat/Grey)	E4.05169.479	E4.05168.479	Delrin, Ball	6 1/2	4 1/2	6 1/8
		320	Moldon Rubber (Cast Iron Core)	E4.05169.649.7	E4.05168.649.7	Delrin	6 1/2	4 1/2	8 1/8
			Ecopoly	E4.05169.929.7	E4.05168.929.7	Delrin	6 1/2	4 1/2	4 3/4
			Moldon Polyurethane (Cast Iron Core)	E4.05169.949.7	E4.05168.949.7	Delrin	6 1/2	4 1/2	8 1/8
			Glass Filled Nylon	E4.05169.539	E4.05168.539	Delrin	6 1/2	4 1/2	4 1/2
800	Cast Iron	E4.05169.139	E4.05168.139	Delrin	6 1/2	4 1/2	8 7/8		
6"	2"	480	Ecoforma Rubber (Flat/Black)	E4.06169.479.2	E4.06168.479.2	Delrin, Ball	7 1/2	5 1/4	6 1/8
			Ecoforma Rubber (Flat/Grey)	E4.06169.479	E4.06168.479	Delrin, Ball	7 1/2	5 1/4	6 1/8
		360	Ecoforma Rubber (Round/Grey)	E4.06169.579	E4.06168.579	Delrin, Ball	7 1/2	5 1/4	6 1/8
			Moldon Rubber (Cast Iron Core)	E4.06169.649.7	E4.06168.649.7	Delrin	7 1/2	5 1/4	10 1/2
			Ecopoly	E4.06169.929.7	E4.06168.929.7	Delrin	7 1/2	5 1/4	5
			Moldon Polyurethane (Cast Iron Core)	E4.06169.949.7	E4.06168.949.7	Delrin	7 1/2	5 1/4	10 1/2
960	Glass Filled Nylon	E4.06169.539	E4.06168.539	Delrin	7 1/2	5 1/4	4 3/4		
	Cast Iron	E4.06169.139	E4.06168.139	Delrin	7 1/2	5 1/4	9 3/4		
8"	2"	540	Ecoforma Rubber (Flat/Black)	E4.08169.479.2	E4.08168.479.2	Delrin, Ball	9 1/2	6 1/2	6 1/4
			Ecoforma Rubber (Flat/Grey)	E4.08169.479	E4.08168.479	Delrin, Ball	9 1/2	6 1/2	6 1/4
		480	Ecoforma Rubber (Round/Grey)	E4.08169.579	E4.08168.579	Delrin, Ball	9 1/2	6 1/2	6 1/4
			Moldon Rubber (Cast Iron Core)	E4.08169.649.7	E4.08168.649.7	Delrin	9 1/2	6 1/2	13 1/4
			Ecopoly	E4.08169.929.7	E4.08168.929.7	Delrin	9 1/2	6 1/2	5 3/4
			Moldon Polyurethane (Cast Iron Core)	E4.08169.949.7	E4.08168.949.7	Delrin	9 1/2	6 1/2	13 1/4
1000	Glass Filled Nylon	E4.08169.539	E4.08168.539	Delrin	9 1/2	6 1/2	5 1/2		
	Cast Iron	E4.08169.139	E4.08168.139	Delrin	9 1/2	6 1/2	12 1/2		

**Bearing Options**

**Delrin Bearing**

For standard two-piece bearing change 10th digit to "1" (Example: E4.06109.921.7). One-piece with steel thrust washers (Specify **WB11**).

**Ball Bearing**

To order change 10th digit in model number to "5" (Example: E4.06109.475).

**Encore 4 Series**



# 4

# ENCORE Series

- Top Plate Swivel & Rigid
- Capacity up to 1000 lbs each

[www.encorecaster.com](http://www.encorecaster.com)



## Standard Features

- Zinc plated finish is attractive and durable
- 1/4" steel top plate for durability
- 1/2" hollow axle with grease zerk and lock nut
- Permanent rivet king pin with 5/8" diameter rivet
- Plastic seal/retainer washer (roller bearing models)
- Grease fittings: wheel bearing and swivel raceway

## Caster Brake



**Side Lock**  
(See page 17 of Colson catalog) Available on all swivel models equipped with roller bearing or one piece Delrin models (Specify **BRK3**).

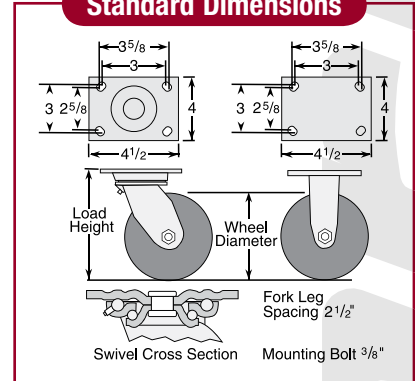


**Top Lock**  
(See page 17 of Colson catalog) Available on all swivel and rigid models (Specify **BRK7**).

## Wheel Selection



## Standard Dimensions



Another Innovative Solution from  
Colson, the World's Leading  
Caster Manufacturer

**encore**<sup>®</sup>

Quality & Economy Casters from Colson • [www.encorecaster.com](http://www.encorecaster.com)

***And the Award for Best New Economy Caster Goes to  
Colson's Encore Dolly Caster!***



**Introducing the latest high-quality, low-cost cast member for Colson's Encore Line—Dolly Casters.**

The new Encore Line Dolly Caster by Colson rolls on—even in today's most demanding material handling environments! The caster is perfected for outstanding performance on moving dollies, food service carts, and stock carts. And, Colson's Encore Line Dolly Caster takes the award for easy-rolling and

quiet due to its TPR wheel, as well as the award for best design with its unique plastic thread guard that also serves as an integrated spanner bushing.

Contact your Authorized Colson Distributor for more information and to place your order!

# ENCORE<sup>®</sup> Dolly Caster

www.encorecaster.com

- Top Plate Swivel & Rigid
- Capacity up to 260 lbs each



## Standard Features

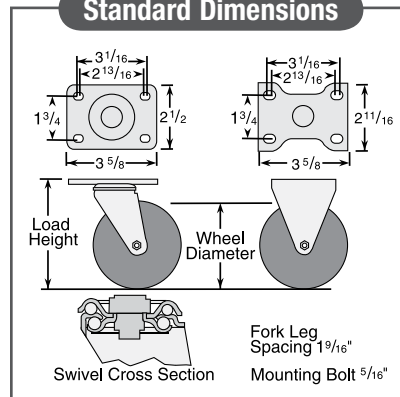
- Durable and cost-effective zinc plated finish
- Double ball swivel raceways for better performance and greater strength
- Single insert molded wheel bearing offers smooth rolling and is maintenance free for the life of the dolly
- Unique tread material is non-marking and resists cutting or tearing like other TPR materials
- Applications include moving dollies, medium duty material handling carts, stock carts and more

## Caster Brake

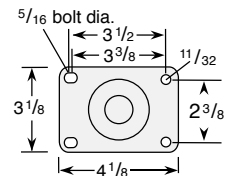


**Top Lock**  
(See page 15 of Colson catalog) Brake is not field installable. Available with standard top plate only. Specify "B1" to order with caster.

## Standard Dimensions



## Optional Top Plate



**# 59 Top Plate:** Available on swivel model only. To order caster with MTG59 top plate, change seventh digit to "9" (Example: E2.D3859.465).

## Encore Dolly Casters • Top Plate Swivel & Rigid • Capacity to 260 lbs

Wheel Dia.	Tread Width	Capacity Each (Pounds)	Wheel Descriptions	Swivel Top Plate Roller Caster Models	Rigid Top Plate Caster Models	Load Height	Swivel Radius
3"	1 1/4"	180	TPR (Flat / Grey)	E2.D3856.465	E2.D3808.465	4 1/8	2 19/32
3 1/2"		200		E2.D3756.465	E2.D3708.465	4 11/16	2 27/32
4"		240		E2.D4756.465	E2.D4708.465	5 1/8	3 11/32
5"		260		E2.D5756.465	E2.D5708.465	6 3/16	3 13/16

**Encore 2 Series Casters • Top Plate Swivel & Rigid • Capacity up to 260 lbs**

Wheel Dia.	Tread Width	Capacity Each (Pounds)	Wheel Descriptions	Wheel Bearing	Swivel Top Plate Caster Models	Rigid Top Plate Caster Models	Load Height	Swivel Radius	Weight (Pounds)
<b>2 1/2"</b>	1 1/4"	200	Ecopoly	Delrin	E2.02756.951	E2.02708.951	3 7/8	2 13/32	1 5/8
			Ecopoly	Ball	E2.02756.955	E2.02708.955	3 7/8	2 13/32	1 5/8
<b>3"</b>	1 1/4"	180	Ecoforma Rubber (Flat)	Delrin	E2.03856.471	E2.03808.471	4 1/8	2 21/32	1 3/4
			Ecoforma Rubber (Flat)	Ball	E2.03856.485	E2.03808.485	4 1/8	2 21/32	1 3/4
		200	Ecopoly	Delrin	E2.03856.951	E2.03808.951	4 1/8	2 21/32	2
			Ecopoly	Ball	E2.03856.955	E2.03808.955	4 1/8	2 21/32	2
<b>3 1/2"</b>	1 1/4"	170	Ecoforma Rubber (Round)	Delrin	E2.03756.581	E2.03708.581	4 11/16	2 29/32	2 1/4
			Ecoforma Rubber (Round)	Ball	E2.03756.585	E2.03708.585	4 11/16	2 29/32	2 1/4
		200	Ecoforma Rubber (Flat)	Delrin	E2.03756.471	E2.03708.471	4 11/16	2 29/32	2
			Ecoforma Rubber (Flat)	Ball	E2.03756.485	E2.03708.485	4 11/16	2 29/32	2
			Ecopoly	Delrin	E2.03756.951	E2.03708.951	4 11/16	2 29/32	1 7/8
			Ecopoly	Ball	E2.03756.955	E2.03708.955	4 11/16	2 29/32	1 7/8
<b>4"</b>	1 1/4"	220	Ecopoly	Delrin	E2.04756.951	E2.04708.951	5 1/8	3 7/32	2 1/8
			Ecopoly	Ball	E2.04756.955	E2.04708.955	5 1/8	3 7/32	2 1/8
		240	Ecoforma Rubber (Flat)	Delrin	E2.04756.471	E2.04708.471	5 1/8	3 7/32	2 1/4
			Ecoforma Rubber (Flat)	Ball	E2.04756.485	E2.04708.485	5 1/8	3 7/32	2 1/4
<b>5"</b>	1 1/4"	200	Ecoforma Rubber (Round)	Delrin	E2.05756.581	E2.05708.581	6 3/16	3 13/16	3
			Ecoforma Rubber (Round)	Ball	E2.05756.585	E2.05708.585	6 3/16	3 13/16	3
		240	Ecopoly	Delrin	E2.05756.951	E2.05708.951	6 3/16	3 13/16	2 1/2
			Ecopoly	Ball	E2.05756.955	E2.05708.955	6 3/16	3 13/16	2 1/2
		260	Ecoforma Rubber (Flat)	Delrin	E2.05756.471	E2.05708.471	6 3/16	3 13/16	2 3/4
			Ecoforma Rubber (Flat)	Ball	E2.05756.485	E2.05708.485	6 3/16	3 13/16	2 3/4
<b>6"</b>	1 1/4"	240	Ecopoly	Delrin	E2.06756.951	E2.06708.951	7 1/4	4 5/16	2 7/8
			Ecopoly	Ball	E2.06756.955	E2.06708.955	7 1/4	4 5/16	2 7/8
		260	Ecoforma Rubber (Flat)	Delrin	E2.06756.471	E2.06708.471	7 1/4	4 5/16	3 1/4
			Ecoforma Rubber (Flat)	Ball	E2.06756.485	E2.06708.485	7 1/4	4 5/16	3 1/4

**Encore 2 Series**



# 2 **ENCORE** Series

- Top Plate Swivel & Rigid
- Capacity up to 260 lbs each

[www.encorecaster.com](http://www.encorecaster.com)



## Standard Features

- Zinc plated finish is attractive and durable
- Full double ball hardened raceways for better performance and greater durability
- $\frac{3}{8}$ " solid axle with lock nut
- Permanent rivet king pin with  $\frac{5}{8}$ " diameter rivet
- Economically priced and available on the container program

## Caster Brake



**Total Lock**  
(See page 14 of Colson catalog) Locks wheel and swivel simultaneously. Fits 3-1/2", 4" and 5" swivel models. Field installable (Specify **BRK5**).

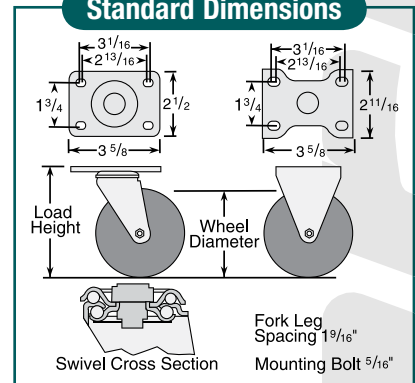


**Top Lock**  
(See page 15 of Colson catalog) Available on all swivel models. Field installable (Specify **BRK1**).

## Wheel Selection



## Standard Dimensions



## Table of Contents:

Description	Page
Encore® Introduction .....	2
Encore® Contents/Warranty .....	3
<b>Encore® Casters from Colson</b>	
2 Series Casters.....	4-5
Dolly Casters.....	6-7
4 Series Casters.....	8-9
<b>Encore® Wheels from Colson</b>	
Ecoforma .....	10-11
Ecopoly.....	11
Cast Iron .....	12
Glass Filled Nylon.....	12
Moldon Rubber Cast Iron.....	13
Polyurethane Cast Iron .....	13
Hand Truck .....	14
Moldon Polyurethane Cast Iron .....	14
<b>Conversion Table</b> .....	15

## Encore Warranty:

Each Encore branded product is warranted against defects in material and workmanship for one year from the date of original purchase, unless it has been misused, abused, modified or improperly installed. Any product that is claimed to be defective that is returned to Colson with its approval will be repaired or replaced free of charge (excluding freight and installation). This warranty is exclusive and there are no other warranties, express or implied, such as an implied warranty of merchantability or fitness for particular purpose. This remedy is the sole remedy in contract, tort or otherwise, and Colson is not liable for incidental, consequential or special damages.

## Colson Caster Guangzhou Limited



Colson's Encore line casters are proudly and exclusively manufactured by our sister company, Colson Guangzhou. The almost 20 year-old company is a China-based manufacturer of custom casters for industrial, institutional, medical, commercial equipment and furniture.

# *ENCORE*<sup>®</sup>

Quality & Economy Casters from Colson • [www.encorecaster.com](http://www.encorecaster.com)

## *Where Quality Meets Economy.*



**Colson has been providing our customers with the highest line of trusted, quality casters for more than 125 years.**

In 2005, we responded to your requests for a full-performance caster line with less specialized and less expensive attributes by introducing the Encore line of products—a complete series of tested, quality caster products available at economy prices. Today, the imported Encore-labeled forks and wheels remain

the smart and cost-effective alternative when your application doesn't require the higher-end attributes of the Colson branded line. All Encore products are backed with Colson's 1-year warranty and are always available with bulk purchase pricing through our own specialized container program.

When you're ready to make a purchase or have questions call us, or visit the "Where to Buy" page on our website, [www.encorecaster.com](http://www.encorecaster.com), to find a distributor near you.

[www.EncoreCaster.com](http://www.EncoreCaster.com)

Phone: 1-800-643-5515 • Fax: 1-800-356-6708 or 1-800-230-2529



***ENCORE***<sup>®</sup>  
Quality and Economy Casters from Colson

**Colson Caster Corporation**

3700 Airport Road • Jonesboro, AR 72401

Phone: 800-643-5515, Fax: 800-356-6708

E-mail: [info1@colsoncaster.com](mailto:info1@colsoncaster.com)

[WWW.ENCORECASTER.COM](http://WWW.ENCORECASTER.COM)